

FOREX MANAGED ACCOUNT SERVICE

50-500% MONTHLY PROFIT

Live Statement

Account: 123xxxxx

Name: xxxxxxxx

Currency: USD

2009 October 9, 23:59

Show Filter Options

Filter By Pair: ALL Pairs

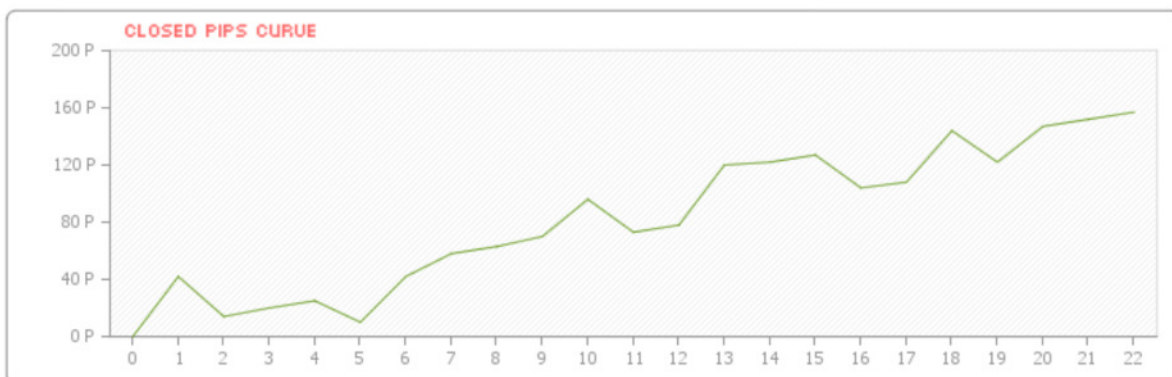
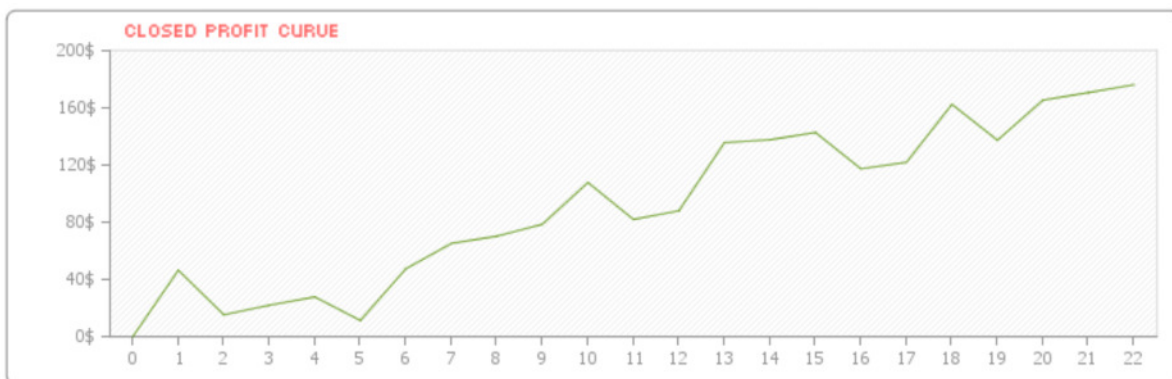
Filter By Order Type: ALL Types

Filter by Date : From : 2009.10.04

To : 2009.10.10

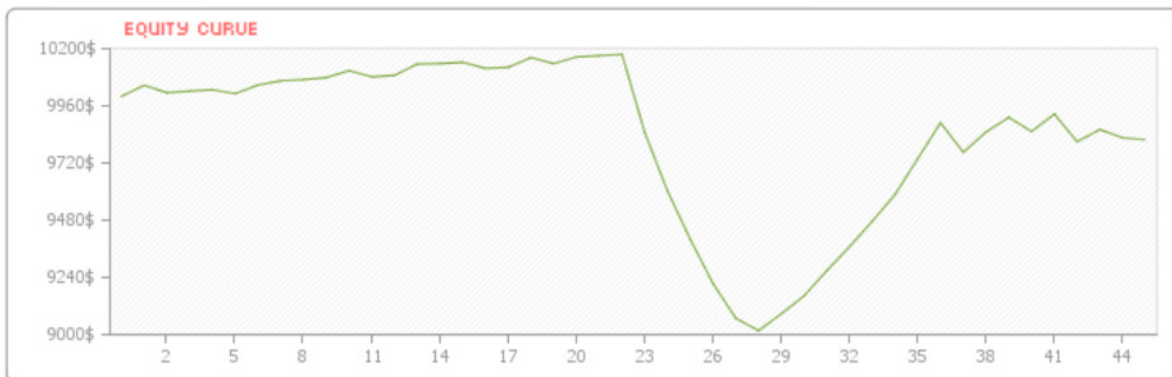
Closed Transactions:

Ticket	Open Time	Type	Size	Item	Price	S / L	T / P	Close Time	Price	Comm	Taxes	Swap	Pips	Profit
9646223	2009.10.05 00:05	buy	0.10	usdjpy	89.411	0.000	90.552	2009.10.05 10:51	89.828	0.00	0.00	0.00	42	46.42
9651634	2009.10.05 02:10	sell	0.10	usdjpy	89.574	0.000	89.517	2009.10.05 10:52	89.854	0.00	0.00	0.00	-28	-31.16
9657651	2009.10.05 04:20	buy	0.10	usdjpy	89.881	0.000	90.628	2009.10.05 14:30	89.941	0.00	0.00	0.00	6	6.67
9667552	2009.10.05 08:50	sell	0.10	usdjpy	89.845	0.000	89.793	2009.10.05 09:23	89.793	0.00	0.00	0.00	5	5.79
9680030	2009.10.05 11:10	sell	0.10	usdjpy	89.801	0.000	89.728	2009.10.05 14:30	89.949	0.00	0.00	0.00	-15	-16.45
9828861	2009.10.06 14:20	sell	0.10	usdjpy	89.101	0.000	0.000	2009.10.06 16:41	88.780	0.00	0.00	0.00	32	36.16
9872084	2009.10.06 17:55	sell	0.10	usdjpy	88.715	0.000	0.000	2009.10.08 16:35	88.558	0.00	0.00	-0.49	16	17.73
9903272	2009.10.06 23:25	sell	0.10	usdjpy	88.820	0.000	88.775	2009.10.07 00:06	88.775	0.00	0.00	-0.12	5	5.07
9930749	2009.10.07 08:35	sell	0.10	usdjpy	88.797	0.000	88.723	2009.10.07 08:58	88.723	0.00	0.00	0.00	7	8.34
9948182	2009.10.07 10:45	buy	0.10	usdjpy	88.302	0.000	90.091	2009.10.08 16:36	88.561	0.00	0.00	-0.20	26	29.25
9966587	2009.10.07 12:40	sell	0.10	usdjpy	88.330	0.000	0.000	2009.10.08 16:35	88.559	0.00	0.00	-0.37	-23	-25.86
9996694	2009.10.07 16:05	sell	0.10	usdjpy	89.346	0.000	89.292	2009.10.07 16:09	89.292	0.00	0.00	0.00	5	6.05
10012850	2009.10.07 17:35	sell	0.10	usdjpy	88.984	0.000	0.000	2009.10.08 16:36	88.562	0.00	0.00	-0.37	42	47.65
10071630	2009.10.08 02:30	buy	0.10	usdjpy	88.534	0.000	90.091	2009.10.08 16:36	88.552	0.00	0.00	0.00	2	2.03
10086670	2009.10.08 05:10	sell	0.10	usdjpy	88.448	0.000	88.403	2009.10.08 05:25	88.403	0.00	0.00	0.00	5	5.09
10099650	2009.10.08 08:50	sell	0.10	usdjpy	88.335	0.000	0.000	2009.10.08 16:36	88.560	0.00	0.00	0.00	-23	-25.41
10112625	2009.10.08 10:30	sell	0.10	usdjpy	88.240	0.000	88.200	2009.10.08 11:22	88.200	0.00	0.00	0.00	4	4.54
10123218	2009.10.08 12:05	buy	0.10	usdjpy	88.194	0.000	90.091	2009.10.08 16:36	88.553	0.00	0.00	0.00	36	40.54
10141385	2009.10.08 14:25	sell	0.10	usdjpy	88.338	0.000	0.000	2009.10.08 16:37	88.560	0.00	0.00	0.00	-22	-25.07
10163907	2009.10.08 16:00	buy	0.10	usdjpy	88.307	0.000	90.091	2009.10.08 16:36	88.555	0.00	0.00	0.00	25	28.01
10216321	2009.10.08 21:05	sell	0.10	usdjpy	88.503	0.000	88.456	2009.10.08 21:23	88.456	0.00	0.00	0.00	5	5.31
10250391	2009.10.09 06:50	sell	0.10	usdjpy	89.146	0.000	89.097	2009.10.09 12:27	89.097	0.00	0.00	0.00	5	5.50
									0.00	0.00	-1.55	157	176.20	
													Closed P/L:	174.65



Open Trades:

Ticket	Open Time	Type	Size	Item	Price	S / L	T / P	Price	Comm	Taxes	Swap	Pips	Profit
8898601	2009.09.25 02:35	buy	0.20	usdjpy	91.223	0.000	89.904	89.749	0.00	0.00	-2.00	-147	-328.47
8903930	2009.09.25 03:53	buy	0.20	usdjpy	90.850	0.000	89.904	89.749	0.00	0.00	-2.00	-110	-245.35
8906479	2009.09.25 04:55	buy	0.20	usdjpy	90.659	0.000	89.904	89.749	0.00	0.00	-2.00	-91	-202.79
8918567	2009.09.25 09:35	buy	0.20	usdjpy	90.582	0.000	89.904	89.749	0.00	0.00	-2.00	-83	-185.63
8937489	2009.09.25 12:55	buy	0.20	usdjpy	90.402	0.000	89.904	89.749	0.00	0.00	-2.00	-65	-145.52
9461239	2009.10.01 12:30	buy	0.20	usdjpy	89.982	0.000	89.904	89.749	0.00	0.00	-1.21	-23	-51.92
9808834	2009.10.06 11:20	buy	0.10	usdjpy	89.116	0.000	89.904	89.749	0.00	0.00	-0.41	63	70.53
9845281	2009.10.06 16:00	buy	0.10	usdjpy	89.072	0.000	89.904	89.749	0.00	0.00	-0.41	68	75.43
9893321	2009.10.06 20:30	buy	0.10	usdjpy	88.797	0.000	89.904	89.749	0.00	0.00	-0.41	95	106.07
9912027	2009.10.07 03:20	buy	0.10	usdjpy	88.847	0.000	89.904	89.749	0.00	0.00	-0.34	90	100.50
9982163	2009.10.07 14:30	buy	0.10	usdjpy	88.791	0.000	89.904	89.749	0.00	0.00	-0.34	96	106.74
10029442	2009.10.07 20:10	buy	0.10	usdjpy	88.741	0.000	89.904	89.749	0.00	0.00	-0.34	101	112.31
10204038	2009.10.08 19:10	buy	0.10	usdjpy	88.394	0.000	89.904	89.749	0.00	0.00	-0.14	136	150.98
10224001	2009.10.08 23:35	buy	0.10	usdjpy	88.402	0.000	89.904	89.749	0.00	0.00	-0.14	135	150.09
10230479	2009.10.09 02:15	sell	0.10	usdjpy	88.685	0.000	88.590	89.799	0.00	0.00	-0.12	-111	-124.05
10244015	2009.10.09 05:10	buy	0.10	usdjpy	88.983	0.000	89.904	89.749	0.00	0.00	-0.07	77	85.35
10258172	2009.10.09 09:05	buy	0.10	usdjpy	89.201	0.000	89.904	89.749	0.00	0.00	-0.07	55	61.06
10268439	2009.10.09 10:45	sell	0.10	usdjpy	89.269	0.000	0.000	89.799	0.00	0.00	-0.12	-53	-59.02
10281535	2009.10.09 12:30	buy	0.10	usdjpy	89.094	0.000	89.904	89.749	0.00	0.00	-0.07	66	72.98
10295487	2009.10.09 14:45	sell	0.10	usdjpy	88.758	0.000	0.000	89.799	0.00	0.00	-0.12	-104	-115.93
10312198	2009.10.09 16:45	buy	0.10	usdjpy	89.290	0.000	89.904	89.749	0.00	0.00	-0.07	46	51.14
10323854	2009.10.09 18:17	sell	0.10	usdjpy	89.488	0.000	0.000	89.799	0.00	0.00	-0.12	-31	-34.63
10334783	2009.10.09 19:55	buy	0.10	usdjpy	89.824	0.000	89.904	89.749	0.00	0.00	-0.07	-8	-8.36
								0.00	0.00	0.00	-14.57	202	-358.49
												Open P/L:	-373.06



Working Orders:

Ticket	Open Time	Type	Size	Item	Price	S / L	T / P	Market Price
--------	-----------	------	------	------	-------	-------	-------	--------------

Summary:

Deposit/Withdrawal:	10 000.00	Credit Facility:	0.00				
Closed Trade P/L:	1 071.25	Floating P/L:	-373.06	Margin:	500.00		
Balance:	11 071.25	Equity:	10 698.19	Free Margin:	10 198.19		

[Show Publishing Materials](#)

Next refresh in 10 seconds

Currently 19267 users are Actively Sharing Their MT4 Statements using MT4Live.com
Inactive accounts will be removed from MT4Live Service after 30 days.

Copyright 2009 MT4Live.com

