

FOREX MANAGED ACCOUNT SERVICE

50-500% MONTHLY PROFIT

Live Statement

Account: 123xxxxx

Name: xxxxxxxx

Currency: USD

2009 October 2, 23:59

Show Filter Options

Filter By Pair:

Filter By Order Type:

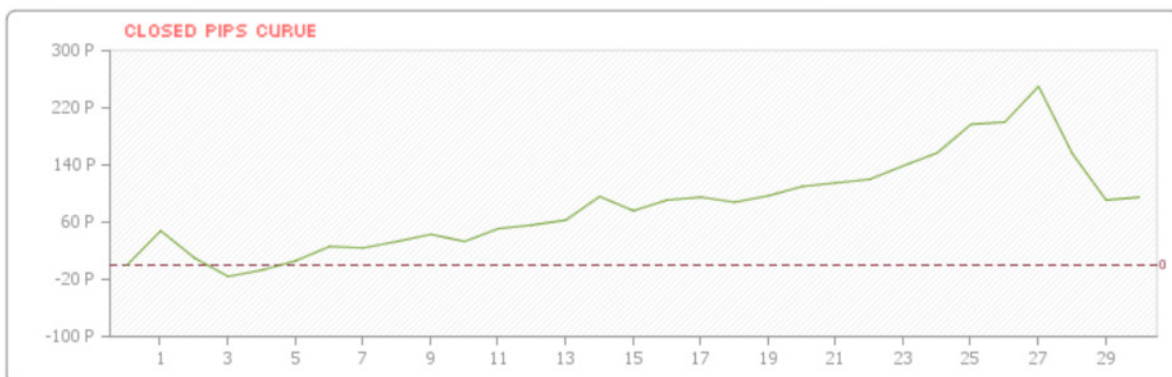
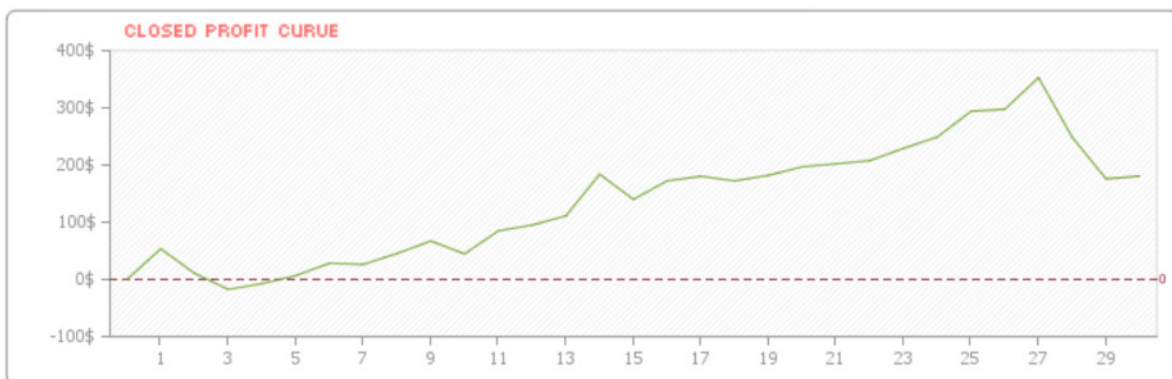
Filter by Date : From :

To :

Closed Transactions:

Ticket	Open Time	Type	Size	Item	Price	S / L	T / P	Close Time	Price	Comm	Taxes	Swap	Pips	Profit
9011824	2009.09.28 02:05	buy	0.10	usdjpy	88.850	0.000	90.361	2009.09.28 06:20	89.328	0.00	0.00	0.00	48	53.51
9020351	2009.09.28 04:10	sell	0.10	usdjpy	88.950	0.000	88.893	2009.09.28 06:20	89.332	0.00	0.00	0.00	-38	-42.76
9208479	2009.09.29 12:15	sell	0.10	usdjpy	89.752	0.000	0.000	2009.09.29 16:05	90.007	0.00	0.00	0.00	-26	-28.33
9233949	2009.09.29 15:50	buy	0.10	usdjpy	89.919	0.000	90.579	2009.09.29 16:05	90.010	0.00	0.00	0.00	9	10.11
9252259	2009.09.29 18:00	sell	0.10	usdjpy	90.287	0.000	0.000	2009.09.29 18:28	90.160	0.00	0.00	0.00	13	14.09
9276633	2009.09.30 00:15	buy	0.10	usdjpy	90.052	0.000	90.650	2009.09.30 03:06	90.248	0.00	0.00	0.00	20	21.72
9281001	2009.09.30 03:05	sell	0.10	usdjpy	90.240	0.000	90.191	2009.09.30 03:06	90.259	0.00	0.00	0.00	-2	-2.11
9282680	2009.09.30 03:30	sell	0.20	usdjpy	90.378	0.000	90.292	2009.09.30 03:36	90.292	0.00	0.00	0.00	9	19.05
9291024	2009.09.30 06:00	buy	0.20	usdjpy	89.681	0.000	90.747	2009.09.30 09:59	89.779	0.00	0.00	0.00	10	21.83
9302397	2009.09.30 09:10	sell	0.20	usdjpy	89.689	0.000	89.643	2009.09.30 09:59	89.790	0.00	0.00	0.00	-10	-22.50
9319263	2009.09.30 11:30	buy	0.20	usdjpy	89.588	0.000	90.712	2009.09.30 16:35	89.769	0.00	0.00	0.00	18	40.33
9338078	2009.09.30 14:15	sell	0.20	usdjpy	89.541	0.000	89.496	2009.09.30 14:28	89.496	0.00	0.00	0.00	5	10.06
9363499	2009.09.30 16:25	sell	0.20	usdjpy	89.762	0.000	0.000	2009.09.30 16:53	89.690	0.00	0.00	0.00	7	16.06
9387300	2009.09.30 18:40	buy	0.20	usdjpy	89.465	0.000	90.721	2009.10.01 05:18	89.792	0.00	0.00	-0.40	33	72.83
9401694	2009.09.30 21:55	sell	0.20	usdjpy	89.615	0.000	89.546	2009.10.01 05:18	89.812	0.00	0.00	-0.73	-20	-43.87
9479464	2009.10.01 15:05	sell	0.20	usdjpy	89.986	0.000	0.000	2009.10.01 16:03	89.841	0.00	0.00	0.00	15	32.28
9497067	2009.10.01 17:10	sell	0.20	usdjpy	89.576	0.000	89.540	2009.10.01 17:46	89.540	0.00	0.00	0.00	4	8.04
9510793	2009.10.01 18:40	sell	0.10	usdjpy	89.660	0.000	89.613	2009.10.01 23:26	89.732	0.00	0.00	0.00	-7	-8.02
9521530	2009.10.01 20:35	buy	0.10	usdjpy	89.630	0.000	90.618	2009.10.01 23:26	89.717	0.00	0.00	0.00	9	9.70
9532674	2009.10.01 23:55	buy	0.10	usdjpy	89.659	0.000	90.546	2009.10.02 18:24	89.793	0.00	0.00	-0.07	13	14.92
9535795	2009.10.02 01:30	sell	0.10	usdjpy	89.553	0.000	89.506	2009.10.02 01:41	89.506	0.00	0.00	0.00	5	5.25
9543253	2009.10.02 03:45	sell	0.10	usdjpy	89.559	0.000	89.509	2009.10.02 03:53	89.509	0.00	0.00	0.00	5	5.59
9551381	2009.10.02 08:20	buy	0.10	usdjpy	89.405	0.000	90.536	2009.10.02 10:09	89.597	0.00	0.00	0.00	19	21.43
9557904	2009.10.02 09:55	sell	0.10	usdjpy	89.543	0.000	0.000	2009.10.02 11:30	89.366	0.00	0.00	0.00	18	19.81
9570570	2009.10.02 11:40	buy	0.10	usdjpy	89.325	0.000	90.600	2009.10.02 18:14	89.729	0.00	0.00	0.00	40	45.02
9587379	2009.10.02 14:45	sell	0.10	usdjpy	89.380	0.000	0.000	2009.10.02 15:16	89.349	0.00	0.00	0.00	3	3.47
9594590	2009.10.02 15:33	buy	0.10	usdjpy	89.271	0.000	90.600	2009.10.02 18:13	89.767	0.00	0.00	0.00	50	55.25
9613284	2009.10.02 17:10	sell	0.10	usdjpy	88.831	0.000	88.850	2009.10.02 18:16	89.768	0.00	0.00	0.00	-94	-104.38
9620873	2009.10.02 17:43	sell	0.10	usdjpy	89.080	0.000	88.850	2009.10.02 18:14	89.731	0.00	0.00	0.00	-65	-72.55
9631160	2009.10.02 18:50	sell	0.10	usdjpy	89.692	0.000	89.649	2009.10.02 18:55	89.649	0.00	0.00	0.00	4	4.80
									0.00	0.00	0.00	-1.20	95	180.63

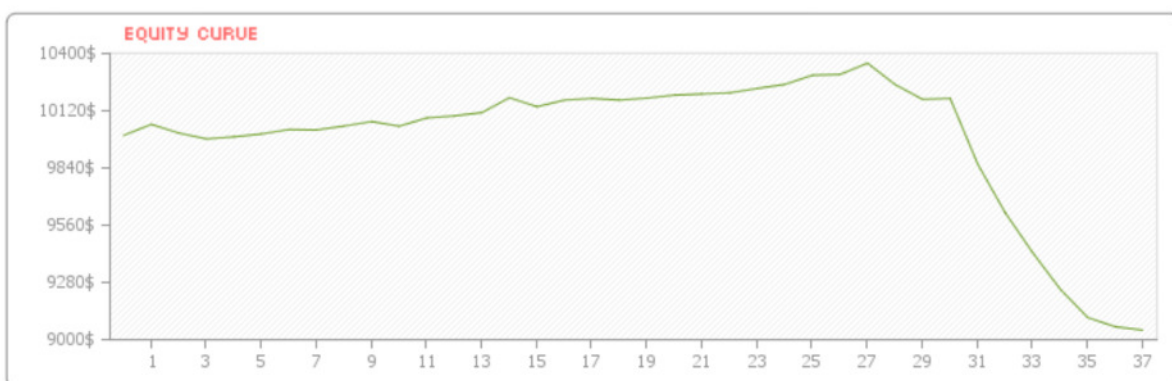
Closed P/L: 179.43



Open Trades:

Ticket	Open Time	Type	Size	Item	Price	S / L	T / P	Price	Comm	Taxes	Swap	Pips	Profit
8898601	2009.09.25 02:35	buy	0.20	usdjpy	91.223	0.000	90.709	89.780	0.00	0.00	-1.05	-144	-321.45
8903930	2009.09.25 03:53	buy	0.20	usdjpy	90.850	0.000	90.709	89.780	0.00	0.00	-1.05	-107	-238.36
8906479	2009.09.25 04:55	buy	0.20	usdjpy	90.659	0.000	90.709	89.780	0.00	0.00	-1.05	-88	-195.81
8918567	2009.09.25 09:35	buy	0.20	usdjpy	90.582	0.000	90.709	89.780	0.00	0.00	-1.05	-80	-178.66
8937489	2009.09.25 12:55	buy	0.20	usdjpy	90.402	0.000	90.709	89.780	0.00	0.00	-1.05	-62	-138.56
9461239	2009.10.01 12:30	buy	0.20	usdjpy	89.982	0.000	90.709	89.780	0.00	0.00	-0.26	-20	-45.00
9641815	2009.10.02 22:30	sell	0.10	usdjpy	89.686	0.000	89.615	89.830	0.00	0.00	-0.12	-14	-16.03
								0.00	0.00	0.00	-5.63	-515	-1133.87

Open P/L: -1139.50



Working Orders:

Ticket	Open Time	Type	Size	Item	Price	S / L	T / P	Market Price
--------	-----------	------	------	------	-------	-------	-------	--------------

Summary:

Deposit/Withdrawal:	10 000.00	Credit Facility:	0.00		
Closed Trade P/L:	888.80	Floating P/L:	-1 139.50	Margin:	240.00
Balance:	10 888.80	Equity:	9 749.30	Free Margin:	9 509.30

Show Publishing Materials

Next refresh in 296 seconds

Currently **18885** users are **Actively** Sharing Their MT4 Statements using MT4Live.com
Inactive accounts will be removed from MT4Live Service after 30 days.

Copyright 2009 MT4Live.com



mozilla

