

Blessing-Performance on 4 Pairs (forward-test)

This is the third weekly report of the performance of Blessing 2v5.0. It will be updated at the end of every week.

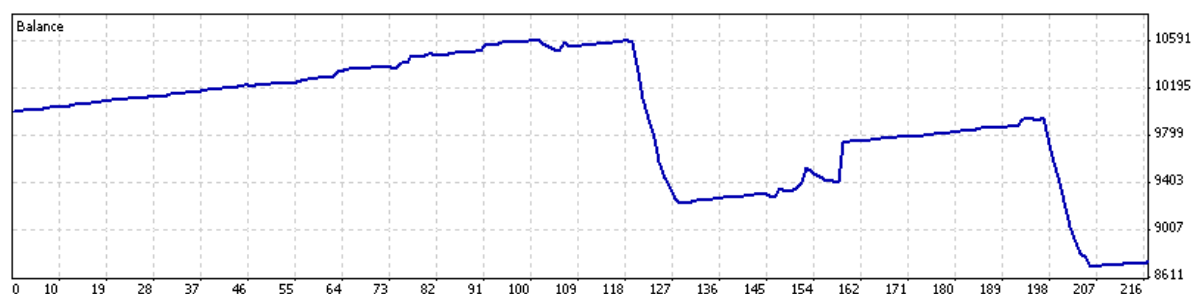
Start: 14 April 09, 22:41

Deposit: \$ 10.000

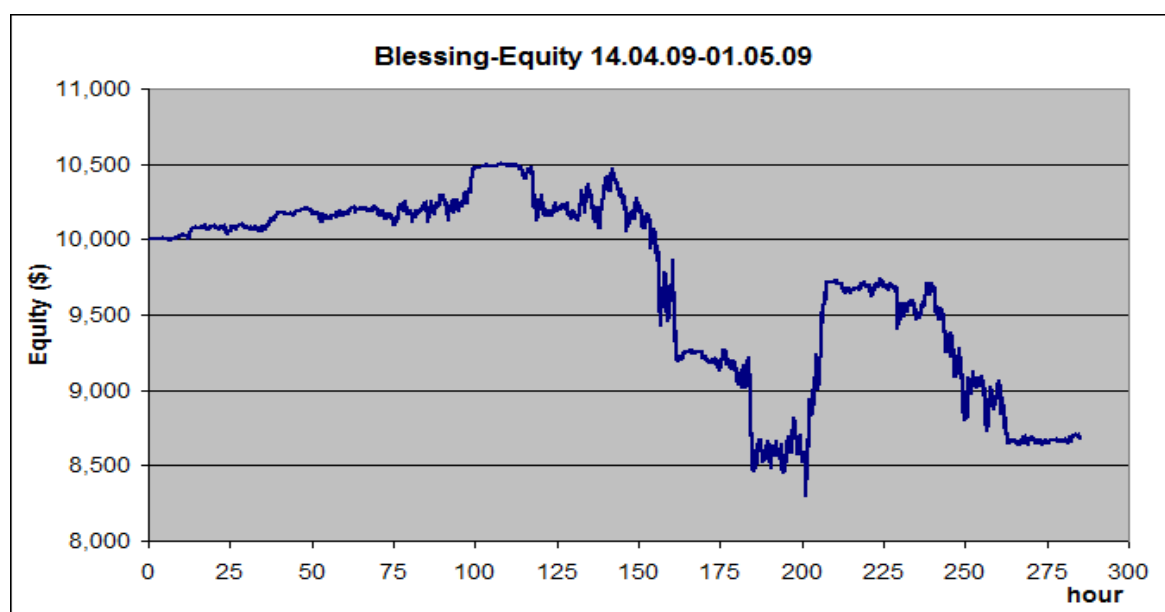
Pairs: EURUSD, EURGBP (stopped 04.05.09), USDJPY, EURCHF

Summary:					
Deposit/Withdrawal:	10,000	Credit Facility:	0		
Closed Trade P/L:	-1248.49	Floating P/L:	-74.73	Margin:	61.69
Balance:	8,751.51	Equity:	8,676.78	Free Margin:	8,615.09
Gross Profit:	1,787.21	Gross Loss:	3,035.70	Total Net Profit:	-1,248.49
Profit Factor:	0.59	Expected Payoff:	-5.78		
Absolute Drawdown:	1294.22	Maximal Drawdown:	1,926.78 (18.12%)	Relative Drawdown:	1,926.78 (18.12%)
Total Trades:	216	Short Positions (won %):	121 (65.29%)	Long Positions (won %):	95 (73.68%)
Profit Trades (% of total):	149 (68.98%)	Loss trades (% of total):	67 (31.02%)		
Largest	profit trade:	336	loss trade:	-244.41	
Average	profit trade:	11.99	loss trade:	-45.31	
Maximum	cons. wins (\$):	20 (111.10)	cons. losses (\$):	10 (-1357.56)	
Maximal	cons. profit (count):	380.21 (3)	cons. loss (count):	10 (-1357.56)	
Average	consecutive wins:	5	consecutive losses:	2	

Table 1: Summary of the account history



Graph 1: Balance curve since start



Graph 2: Equity curve (1 min data)

Blessing-Performance on 4 Pairs (forward-test)

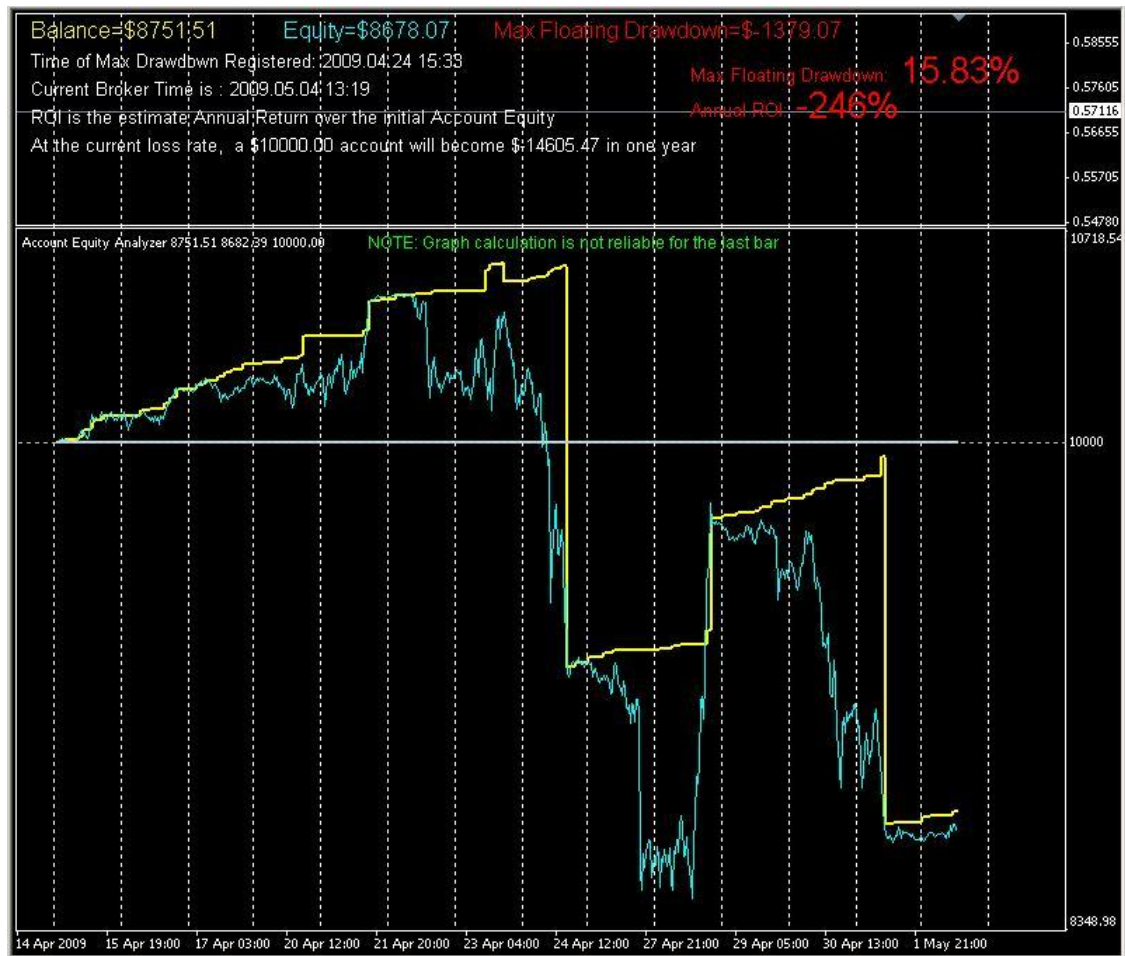


Image 1: Screen print of the Account Equity Analyzer

So far the performance is -1.32% per day.

Since Blessing had to take the second EP-stop in 2 weeks and the equity for each pair dropped below \$2,500 it was necessary to stop trading with one pair (EURGBP). Now each pair has much more room to breathe (\$ 2,892) and we will see how Blessing will become a blessing.