

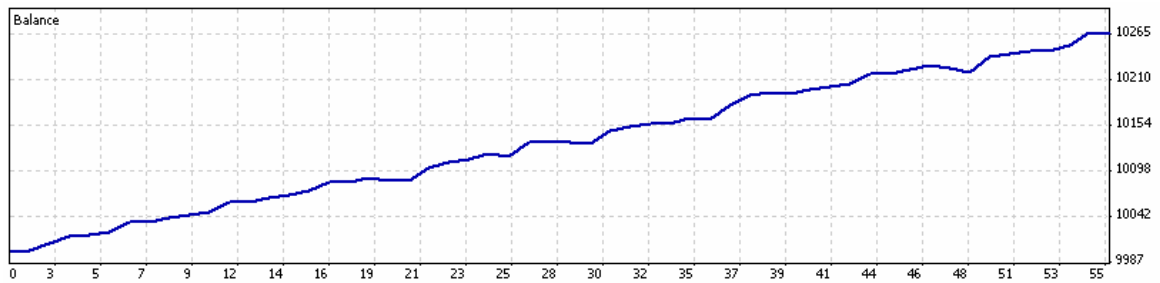
Blessing-Performance on 4 Pairs (forward-test)

This is the first weekly report of the performance of Blessing 2v5.0. It will be updated at the end of every week.

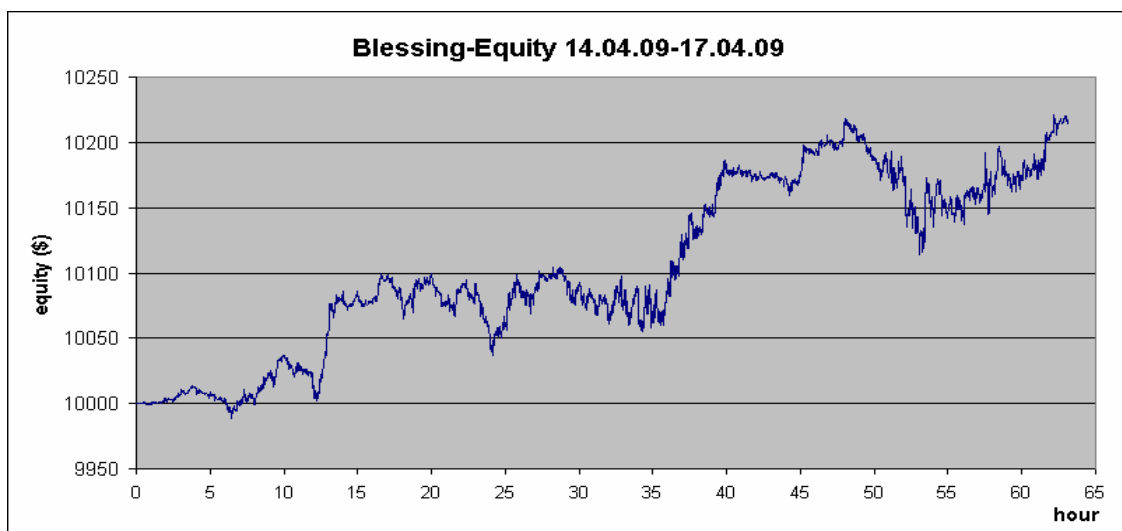
Start: 14 April 09, 22:41
Deposit: \$ 10.000
Pairs: EURUSD, EURGBP, USDJPY, EURCHF

Summary:					
Deposit/Withdrawal:	10000	Credit Facility:	0		
Closed Trade P/L:	266.05	Floating P/L:	-54.23	Margin:	54.45
Balance:	10266.05	Equity:	10211.82	Free Margin:	10157.37
Gross Profit:	287.33	Gross Loss:	21.28	Total Net Profit:	266.05
Profit Factor:	13.5	Expected Payoff:	4.84		
Absolute Drawdown:	0	Maximal Drawdown:	8.89 (0.09%)	Relative Drawdown:	0.09% (8.89)
Total Trades:	55	Short Positions (won %):	43 (83.72%)	Long Positions (won %):	12 (83.33%)
Profit Trades (% of total):	46 (83.64%)	Loss trades (% of total):	9 (16.36%)		
Largest	profit trade:	17.85	loss trade:	-4.45	
Average	profit trade:	6.25	loss trade:	-2.36	
Maximum	cons. wins (\$):	18 (89.40)	cons. losses (\$):	2 (-8.89)	
Maximal	cons. profit (count):	89.40 (18)	cons. loss (count):	-8.89 (2)	
Average	consecutive wins:	6	consecutive losses:	1	

Table 1: Summary of the account history



Graph 1: Balance curve since start



Graph 2: Equity curve (1 min data)

Blessing-Performance on 4 Pairs (forward-test)

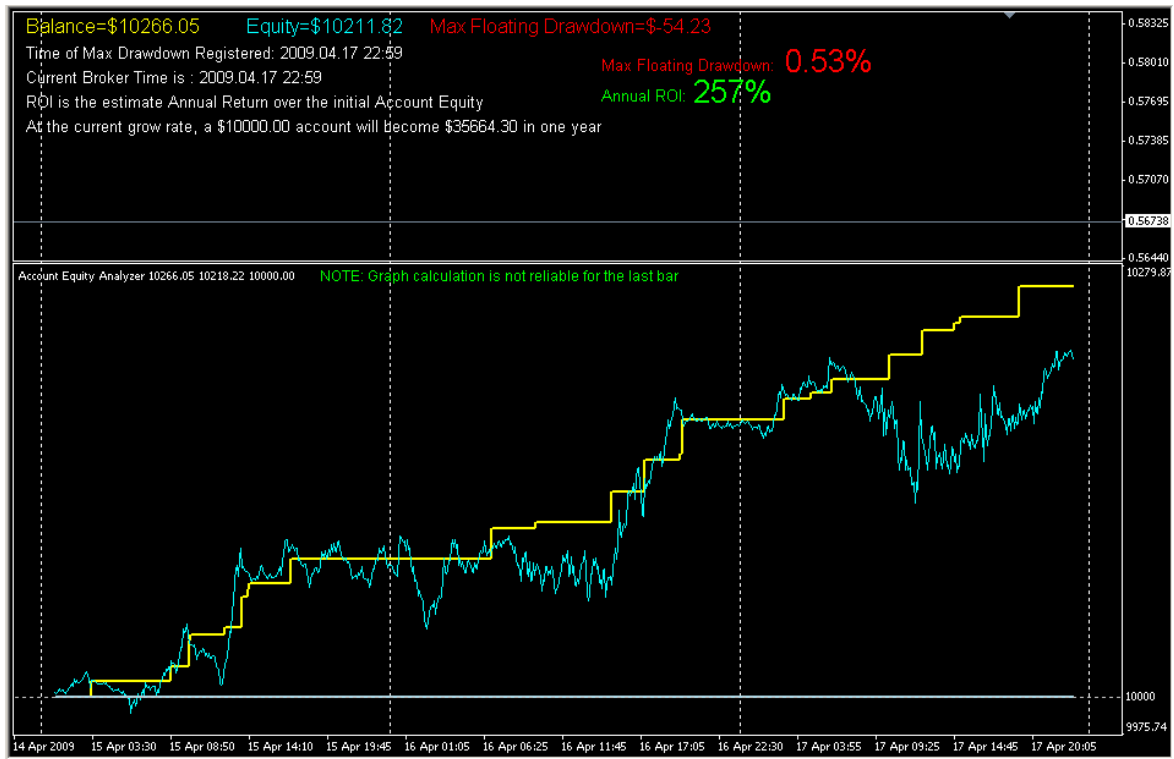


Image 1: Screen print of the Account Equity Analyzer

So far the performance is 1.01% per day.