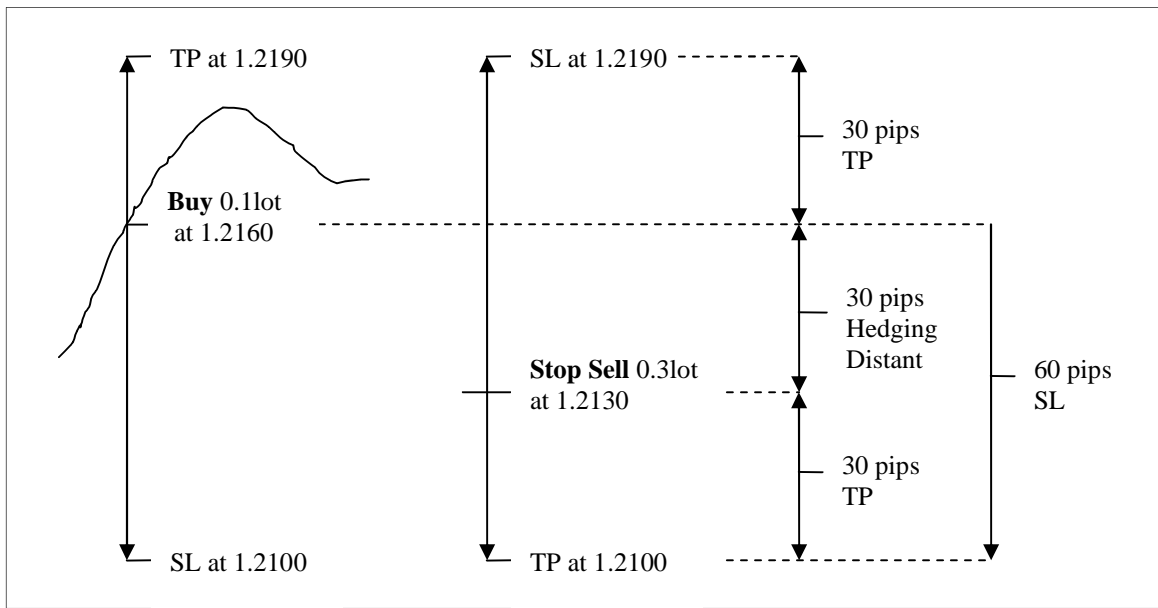
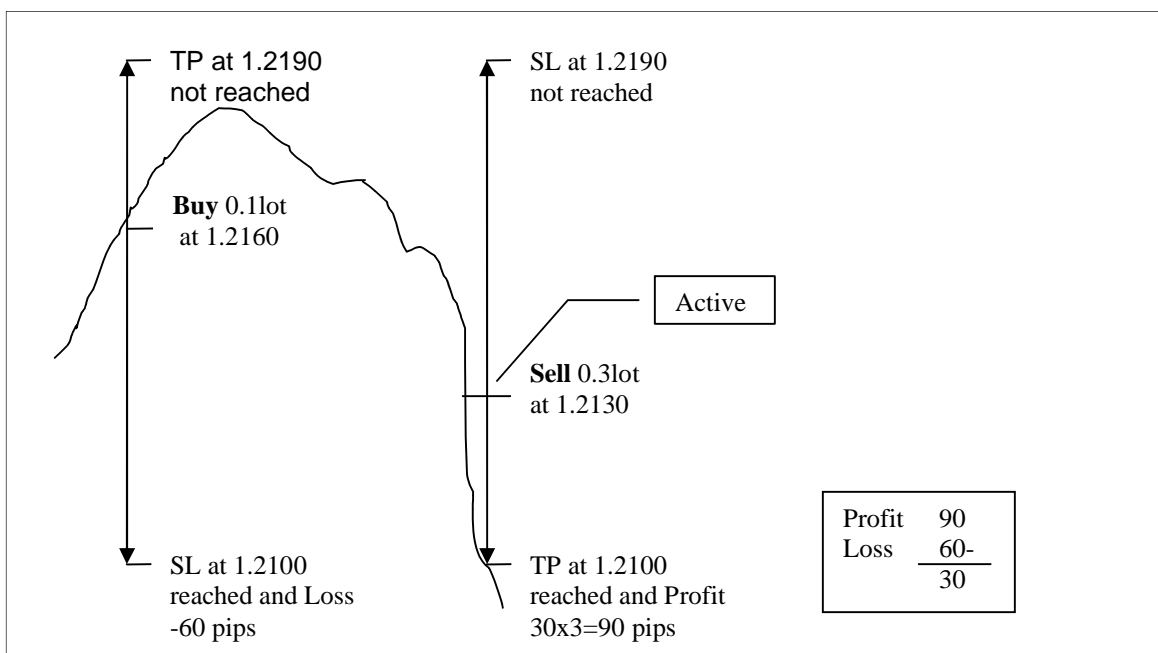


1. Just for simple explanation i assume that there is no spread. Take position with any directions we like, example: **Buy 0.1 lot** at 1.2160. At the same time or a few seconds after placing Buy, put **Stop Sell 0.3 lot** at 1.2130. Attentions the **Lots**.



Pic:1

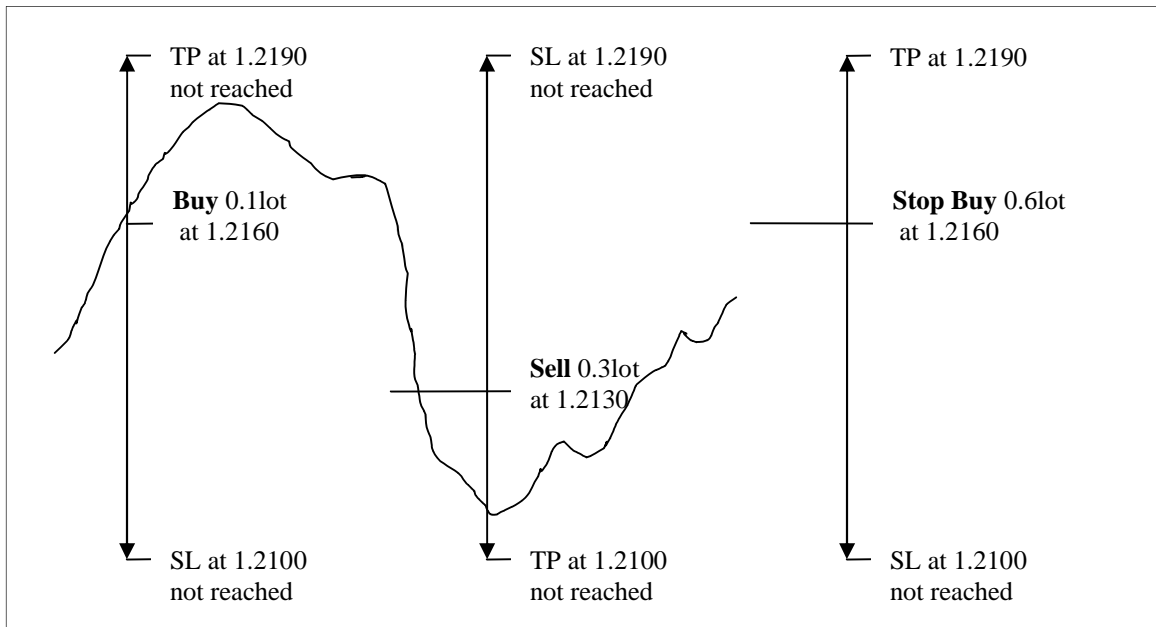
2. If the TP at 1.2190 not reached and the price goes down and reach SL or TP at 1.2100 then we have profit 30 pips because **Stop Sell** has become an active **Sell** before.



Pic:2

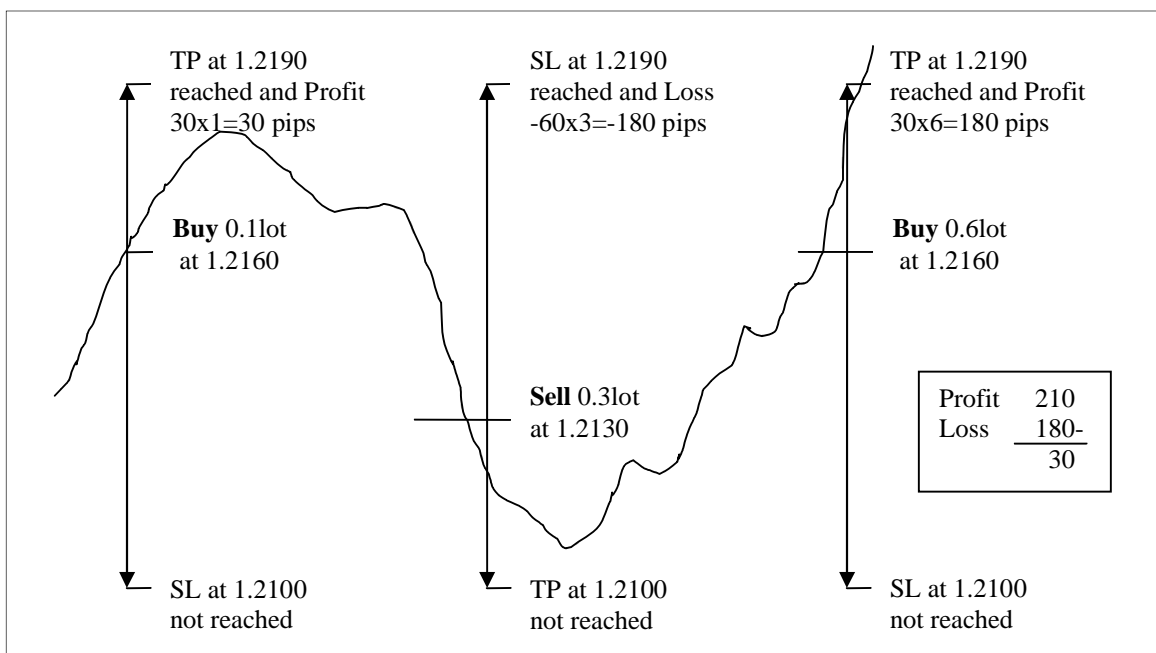
3. But if TP and SL at 1.2100 not reached and the price goes up again, we have to had **Stop Buy** already at 1.2160 to anticipate. At the time Stop

Sell was reached and became active **Sell 0.3 lot** (pic: number 2), we have to immediately place the **Stop Buy 0.6 lot** at 1.2160 (pic: number 3).



Pic:3

4. If the price goes up and reach SL or TP at 1.2190, then we have profit 30 pips too.



Pic:4

- If the price goes down again without reaching any TP, then continue anticipating with Stop Sell 1.2 lot, then Stop Buy 2.4 lot,...and next. Continue this sequence until we meet the profit. **Lots : 0.1, 0.3, 0.6, 1.2, 2.4, 4.8, 9.6, 19.2, 38.4 and 76.8.**
- At this example i use 30;60;30 configuration (TP 30 pips, SL 60 pips and Hedging Distant 30 pips). Otherwise we can try use 15;30;15, 60;120;60. Also we can try to maximizing profit by testing 30;60;15 or 60;120;30 configurations.
- Considering the spread, choose the pair are most tightest spread like Euro/Usd. Usually the spread is only around 2 – 3 pips. More tight the

spread, more absolute the winning we got. And I think I found the “Never Loss Strategy”...let the price move to anywhere he likes, we'll get the profit anyway.

Mode-1 = Start From : “ BUY ”

Take Position	Scenario	Profits/Loss
Buy-1 Lots -1 =0,1 Target -1 =50 pips Stops -1 =100 pips	Open Position At Price As you like (no indicator)	
If Buy-1 Touch Target	Buy-1 (+50 pips) *0,1 lot	Buy-1 = \$50
Open Sell-1 Lots -2 =0,3 Target -2 =50 pips Stops =100 pips	If Buy-1 (-50 pips)	
If Sell-1 Touch Target	Buy-1 (-100 pips) *0,1 lot Sell-1 (+50 pips) *0,3 lot	Buy-1 = - \$100 Sell-1 = +\$150 Profit Totals = +\$50
Open Buy-2 Lots =0,6 Target =50 pips Stops =100 pips	If Sell-1 (-50 pips) If Buy-1 (0 pips)	
If Buy-1 Touch Target If Buy-2 Touch Target	Buy-1 (+50 pips)*0.1 lot Sell-1 (-100 pips) *0,3 lot Buy-2 (+50 pips) *0,6 lot	Buy-1 = + \$50 Sell-1 = -\$300 Buy-2 = +\$300 Profit Totals = +\$50
Open Sell-2 Lots =1,2 Target =50 pips Stops =100 pips	If Buy-1 (-50 pips) If Buy-2 (-50 pips)	
If Sell-1 Touch Target If Sell-2 Touch Target	Buy-1 (-100 pips)*0.1 lot Sell-1 (+50 pips) *0,3 lot Buy-2 (-100 pips) *0,6 lot Sell-2 (+50 pips) *1,2 lot	Buy-1 = - \$100 Sell-1 = + \$150 Buy-2 = - \$600 Sell-2 = +\$600 Profit Totals = +\$50

Pips Step 50, Target = 50, Stop Loss =100.....Safe Area = 50 pips

You can Make Simple Calculator for This Signals

SIGNAL CALCULATION

PriceNow

1.9835

Mode	Position	Lots	AtPrice	Target	StopLoss
Instant	BUY-1	0.1	1.9835	1.9885	1.9732
Pending-1	SELL-1	0.3	1.9782	1.9732	1.9882
Pending-2	BUY-2	0.9	1.9835	1.9885	1.9735
Pending-3	SELL-2	2.7	1.9782	1.9732	1.9882

That's Profitable Bonus Strategy



This "One Cycle" Trade, better just One A day

Recommended Pairs = GBP/USD, TimeFrame= 1H, Stable = 40 pips/day