



Uranus user guide



© Uranus EA Team

Trading system basic rules:


Long signal:

-  Blue dot of DSS Bressert indicator.
-  DSS Bressert is below overbought level.

Short signal:

-  Red dot of DSS Bressert indicator.
-  DSS Bressert is above oversold level.

Exits:

-  When DSS Bressert changes colour.

Uranus EA Team and contributors:

Development of trading system	pipjunky and Uranus EA Team
Programming	xux99
Indicators	Rosh, Walter Bressert

Before installing this expert advisor go to Tools → Options → Expert Advisors and make sure that “Allow DLL imports” is enabled and “Confirm DLL function calls” is disabled.

Entry and Exit Conditions

An entry is valid if all conditions are met at the same time. Exits are handled by whichever rule comes first closes the trade. Indicator based exits are valid only once. Fresh signal means that at the previous candle we had a false entry signal and at the current candle a true one.

A number of the settings within this EA use a multi digit value as opposed to a user specified value of true/false. The first number refers to entry, the second one to exit, the third one to a fresh signal and the fourth one to timeframe. For the first two numbers 0 means the signal is ignored, 1 means a closed candle gives a signal and 2 means an unclosed candle gives a signal. For the third number 0 means a fresh signal should occur, 1 means a fresh signal is not required and 2 means a fresh signal of this particular condition is an absolute prerequisite. If we have more than one conditions with a 0 third number at least one of them should be a fresh signal. If we have more than one conditions with a 2 third number all of them should be a fresh signal. If we have more than one conditions with a 1 third number the existence or not of a fresh signal for these conditions is not taken into account. For the fourth number 0 means current timeframe but if a different timeframe is used set its name as shown in the Periodicity toolbar of Metatrader 4. Any multi digit indicator with a value of 0000 means that the indicator is not used.

For example, if we want a closed candle entry signal, an unclosed candle exit signal, we don't care if the signal is fresh or not and the timeframe of the indicator is one hour then the multi digit value is 121H1.

DSSBressert: An order is opened if a blue dot for long or a red dot for short appears.

DSSBressertLevel: Long trades are opened only if DSS Bressert is below 100-DSSBressertLevel and short trades only if DSS Bressert is above DSSBressertLevel. 0 disables this option.

NonLagMA: NonLagMA direction gives a signal.

PriceChannelStop: Aqua colour of PriceChannelStop indicator gives a long signal and magenta colour a short one.

COGDirection: The direction of the central line of Center of Gravity gives a signal.

COGDistance: Price should be below the central line of Center of Gravity for long signal and above it for a short signal.

COGPercent: If COGDistance is used the distance of price from the central line of Center of Gravity should be greater than the defined percent of the distance between the central line and the nearest upper/lower line.

OppositeSignalExit: The entire order or any remaining partial lots are closed when an opposite Entry signal defined by the entry settings occurs.

Order Settings

MaxOrders: Maximum allowed number of orders of the same direction. It can be up to 99.

MagicNumber: Magic number of the trade. If more than one chart of the same pair is opened the magic numbers should be different. Different pairs can have the same magic number.

TradeComment: Comment of the order as shown at the Metatrader terminal.

ClassicSL: True means a classic stop loss relative to opening price is used. All stop loss and take profit settings are hidden from the broker.

HighLowSL: True means the stop loss is relative to the highest or lowest of the BarsBack setting.

BarsBack: Number of past bars taken into account to calculate the highest or lowest point.

MinimumSLPips: If HighLowSL is selected, minimum stop loss should be at least the defined pips.

StopLossPips: Pips added to one of the above stop loss methods.

StopLossAtrMultiplier: If greater than zero, the stop loss is ATR based and the ATR is multiplied by this number.

VisibleSL: Visible stop loss in pips, it is used in case of disconnection but visible to brokers.

We can have one or two take profit levels. Both can be pip based, ATR based, or one pip based and the other ATR based.

TakeProfitPips1: Pips of the first take profit.

TakeProfitPips2: Pips of the second take profit.

TakeProfitAtrMultiplier1: If greater than zero, the first take profit is ATR based. ATR is multiplied by this number.

TakeProfitAtrMultiplier2: Multiplier for the second ATR based take profit.

VisibleTP: Visible take profit in pips, it is used in case of disconnection but visible to brokers.

BreakEvenPips: The stop loss moves to the entry price after price is in profit for the defined pips.

BreakEvenAtrMultiplier: If greater than zero the break even is ATR based and the ATR is multiplied by this number.

LockPips: The stop loss moves to the entry price plus the defined pips after price reaches BreakEven level.

LockAtrMultiplier: If greater than zero, the lock level is ATR based and the ATR is multiplied by this number.

TrailingStopPips: Pips of trailing stop loss.

TrailingStopAtrMultiplier: If greater than zero, the trailing stop is ATR based and the ATR is multiplied by this number.

TrailingStopStartPips: Trailing stop is activated when price goes above or below the entry price for the defined pips.

TrailingStepPips: The trailing stop loss is modified in steps of price moves.

Slippage: Max slippage of orders.

MaxSpread: No orders are opened when spread is greater than the defined pips. 0 means this option is ignored.

ClosetProfit: True means that if an opposite or exit signal occurs only profitable or breakeven trades are closed.

Hedge: True means that a Long and Short order can be simultaneously open.

MinOrdersDistance: Each trade should open in a distance from the most recent open trade. This distance should be at least the defined pips. 0 disables this option.

NewHighLow: Each new trade should open higher for shorts or lower for longs from the most recent open trade of the same direction.

CandleTimeFrame: Only one order per direction can be opened during a candle. By setting the candle timeframe we indirectly define the time till the next order. 0 means the chart timeframe and we can set the timeframe name as shown in the Periodicity toolbar of Metatrader 4.

ScreenShots: Screenshots are saved in the files folder at the opening and closing of an order.

Alerts: 0 means no alerts, 1 alerts only when an order is opened, 2 alerts only when an order is closed, 3 alerts in both cases.

AlertSound: Play the defined sound file with an alert. The sound file should be placed in the sounds directory of Metatrader. Set it to blank for no sound.

LongColour: Arrow colour of long orders.

ShortColour: Arrow colour of short orders.

Trading Hours Settings

All hour based settings are in *hhmmhhmm* format and refer to server time. The first four digits define the start time and the last four digits the end time. Up to three trading sessions can be used. Set it to "00002400" to trade all day.

TradingSession1: Trading hours restrictions for the first trading session.

TradingSession2: Trading hours restrictions for the second trading session.

TradingSession3: Trading hours restrictions for the third trading session.

NewsFilter: No new trades are opened during news period.

MinutesBeforeNews: The NewsFilter is active for the defined number of minutes before news.

MinutesAfterNews: The NewsFilter is active for the defined number of minutes after news.

FridayCloseHour: Hour of Friday when all orders are closed and no new ones are opened to avoid the weekend gap. Set it to blank to disable this option.

Money Management Settings

Lots: The lot size if money management is not used.

Partial exits can occur in up to four stages.

PartialClose1: Percent of the initial lots that is closed when the first exit occurs.

PartialClose2: Percent of the initial lots that is closed when the second exit occurs.

PartialClose3: Percent of the initial lots that is closed when the third exit occurs. If there are any remaining lots, they are closed by the fourth exit.

An indicator based partial exit can happen only once, no matter which indicator caused it.

MoneyManagement: True means that the lot size is defined by the money management.

LeveragePercent: Percent of account equity to risk for each trade.

LotPercent: The lot size of the orders after the first one can be increased or decreased by the defined percent of the lots of the first trade. A positive number means the lot size is increased and a negative number means it is decreased. 0 disables this option.

StartProgression: Lot change starts at the defined number of trades that have been opened. It is independently calculated for long or short trades. If certain orders of the progression have been closed this has no effect as they are still taken into account.

MaxProgression: Lot change ends at the defined number of trades that have been opened. After that the trades take the lot size of the MaxProgression trade. It is independently calculated for long or short trades. If certain orders of the progression have been closed this has no effect as they are still taken into account.

CloseAllProfit: All open orders are closed when their total profit reaches the defined percent of account balance.

CloseAllLoss: All open orders are closed when their total loss reaches the defined percent of account balance.

CloseOneDirection: Long or short orders are taken into account separately to calculate the profit or loss for the CloseAllProfit and CloseAllLoss options.