

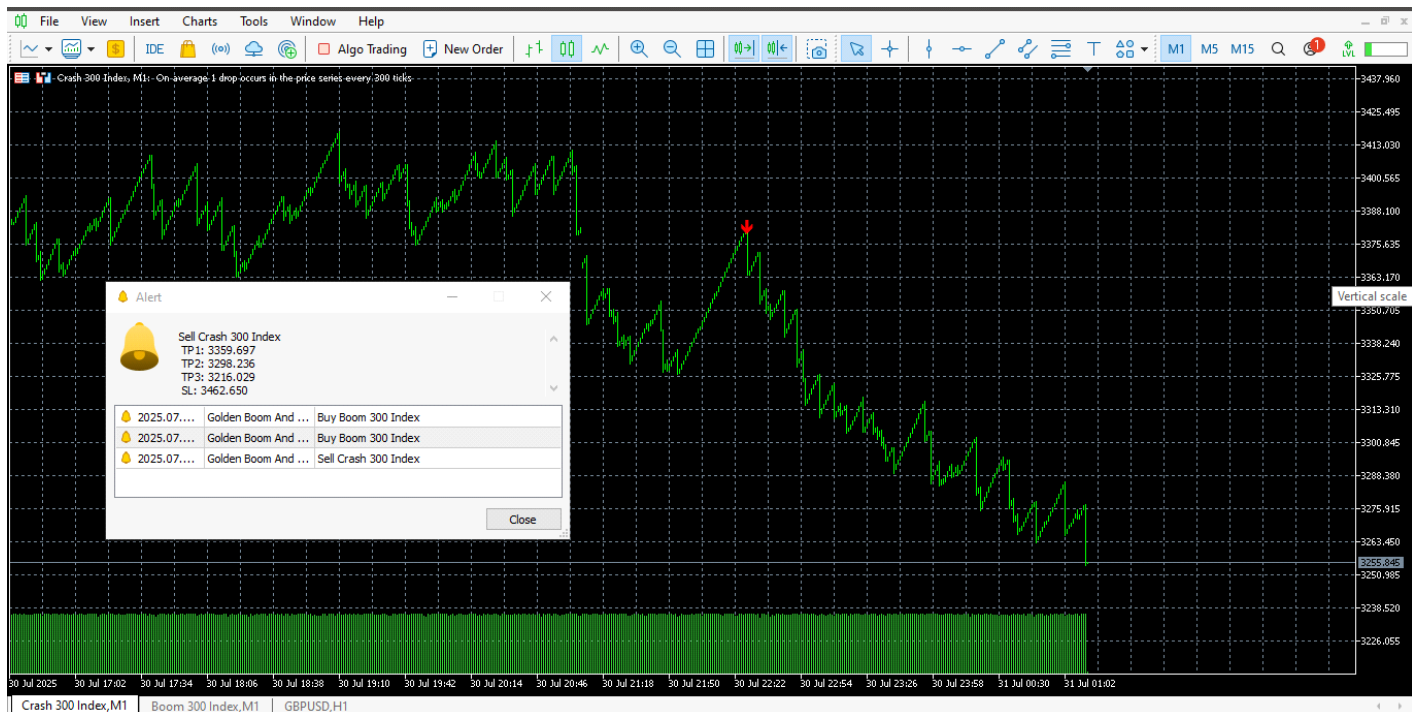
System Explanation

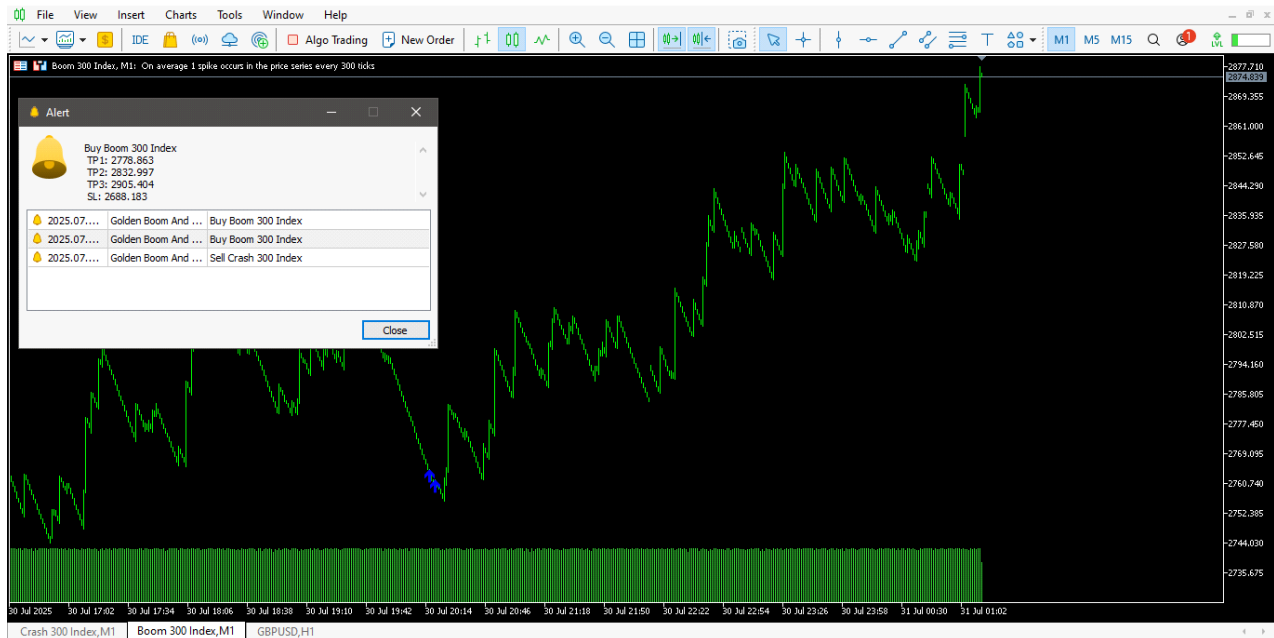
The trading indicator system is designed to enhance your trading experience by providing clear buy and sell signals on your charts. Here's how it operates:

Key Features

- **Signal Display:**

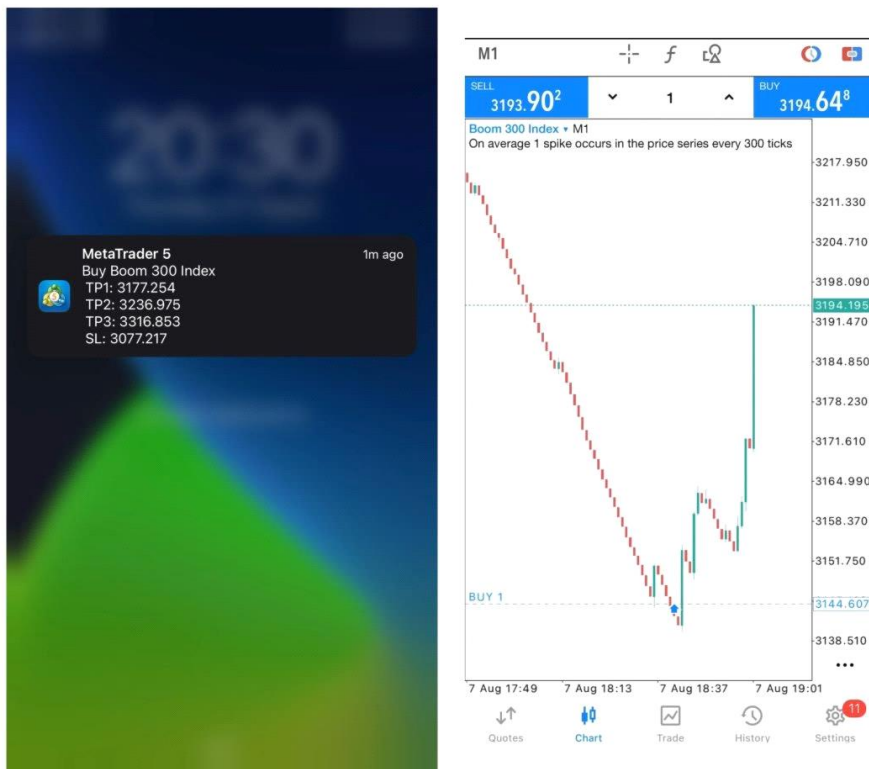
The system displays **blue arrows** for **buy** signals and **red arrows** for **sell** signals directly on your charts, allowing for quick identification of trading opportunities.





- **Mobile Notifications:**

- It sends **mobile notifications** to your smartphone (compatible with both Android and iPhone), ensuring you stay updated on new signals even when away from your computer.



- **Audible Alerts:**
 - The system provides **audible alerts** on your laptop, notifying you immediately when a new signal is generated.

Trading Method

- **Signal Entry:**
 - Upon receiving a signal (indicated by an arrow), you can enter the trade based on the notification sent to your phone and displayed on your laptop.
- **Timeframe:**
 - The system works on **one-minute timeframe**.
- **Setting Stop Loss and Take Profit:**
 - After entering a trade, set your **stop loss** at the level sent by the indicator. This risk management strategy aims to maximize potential profits while controlling risk.
 - TP1 is your alert to set trade on break even or take profit if you are focused on scalping
 - TP2 hit you collect profits or keep holding waiting for TP3

- Tp3 hit you take profit or move sl to 90% of profits and hold
- Tp And Sl Levels are auto calculated by our advanced algorithms and each trade has its own tp and sl based on market momentum and direction

By leveraging the features of this trading indicator, including the clear indications of buy and sell signals, you can streamline your trading process and make more informed decisions.