

PRIZMA GOLD MANUAL

Available here:

Mt4: <https://www.mql5.com/en/market/product/135996?source=Site+Profile+Seller>

Mt5: <https://www.mql5.com/en/market/product/136131?source=Site+Profile+Seller>

Blog with set files here: <https://www.mql5.com/en/blogs/post/753060>



Prizma Gold EA is a most advanced and professional expert advisor for trading high impact news with build in stop loss. If the stop loss gets hit it will enter another order at increased lot size during the following news announcement. The EA will analyze macroeconomic data released during high impact news and make trading decisions based on the outcome. It is not possible to run the expert on strategy tester as it is only working on news outcome. Prizma Gold works the best on xauusd using a raw spread account or ecn account on m1 time frame. It can also be traded on eurUSD and gbpUSD

Strategy:

1. Prizma Gold will read the high impact USD news only on the calendar at this link <https://sslecal2.investing.com/>

The above calendar is the ONLY calendar that the EA uses, you can however also check news on <https://www.forexfactory.com/calendar> but the 2 calendars does not always correspond.

Make sure that you know the days and times that the EA will trade. The EA will not trade any other news. Monday's are normally a very quiet day and hardly any high impact USD news will happen so it is possible that the EA will skip some trading days.

2. When the actual results are greater than the forecast and positive for the dollar the EA will take one minute to analyze the news and then draw a red arrow and sell eurUSD; gbpUSD; xauUSD. When the actual results are lower than the forecast and negative for the dollar the EA will take one minute to analyze the news and then draw a blue arrow and buy eurUSD; gbpUSD; xauUSD.

3. Prizma Gold has a TP of 10 pips (100 points for 2 digit gold price and 1000 points for 3 digit gold price). The SL is 50 pips (500 points for 2 digit gold price and 5000 points for 3 digit gold price). If the SL gets hit the EA will wait for next news announcement and the next lot will be entered at a multiplier of 1.5 bigger than the previous trade. This strategy is far more successful than grid trading and will prevent an unexpected margin call.

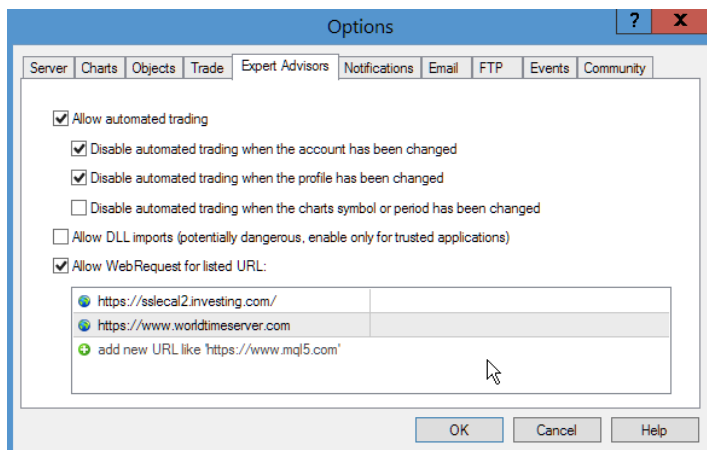
When will Prizma Gold not trade:

Please watch the calendar <https://sslecal2.investing.com/> to see if there are news marked with **THREE BULLS next to USD!!** If there are not then the EA will not trade that day. If it is a speech it will also not trade! It needs to look at certain numbers in a forecast, like CPI announcement where there is a Previous, a Forecast and an Actual. If the Actual is better than the Forecast, the dollar will strengthen and the EA will sell all xxxUSD pairs. If the Actual is worse than the Forecast, the dollar will weaken and the EA will buy all xxxUSD pairs. You will also see a vertical line drawn on the chart a few hours before the news, the line will be

drawn on the chart at the exact time of the news announcement. That is the only time the EA will trade.

Best Pairs: xauusd, eurUSD; gbpUSD; on m1 time frame!

1. After installing the EA, allow web request function by doing the following:
On your terminal go to “Tools”; “Options”; “Expert Advisors” and click on “Allow WebRequest for listed URL:”



Type in the following url links for both mt4 and mt5:

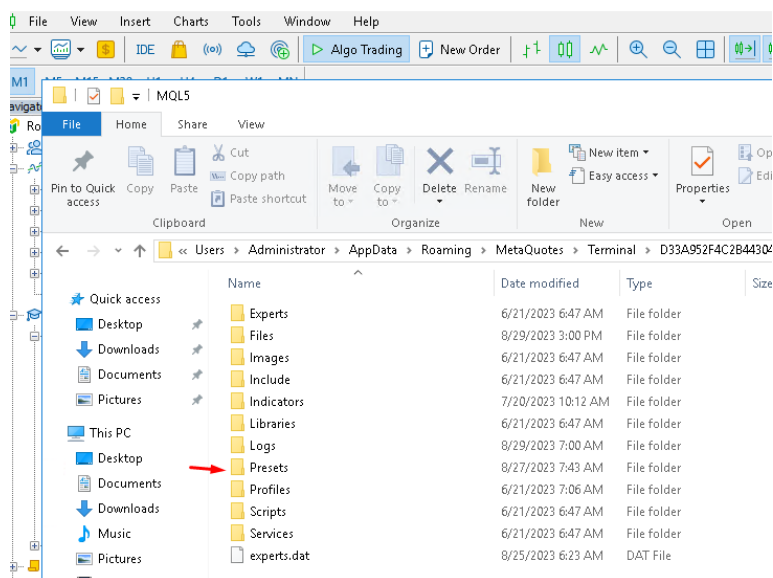
<https://sslecal2.investing.com/>

<https://www.worldtimeserver.com>

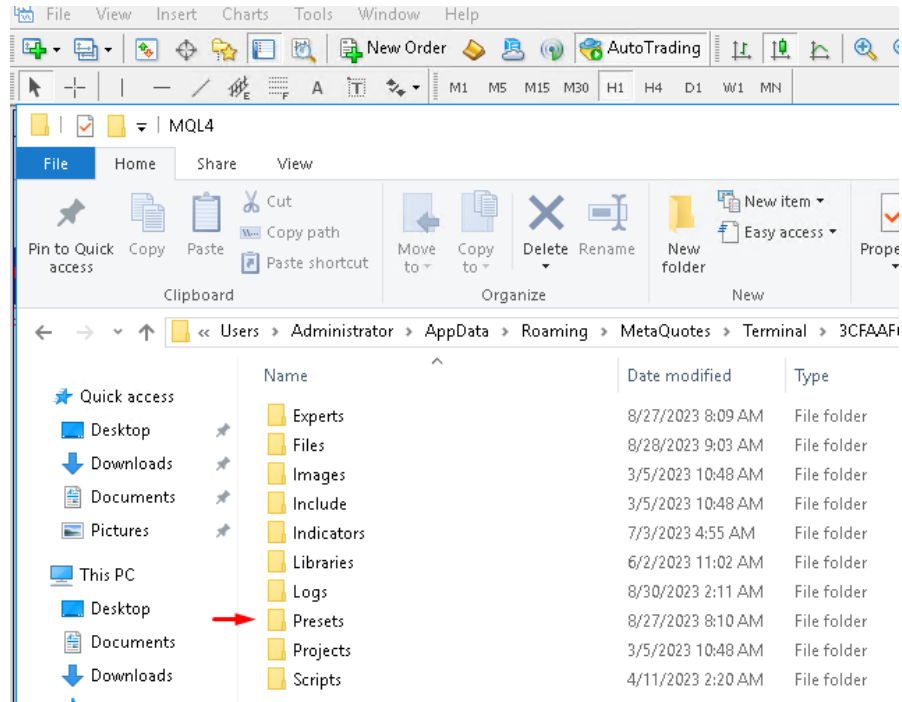
2. It can happen that the web site goes down, the EA will then not be able to analyze the data and the best is to close the terminal until the web site is up and running again. If you get some error messages, remove the EA from the chart, reset the terminal, put the EA back on the chart and load the set files again.

The EA should not start to trade immediately!!! If this happens, close all open trades and make sure the Work Mode is set to “Mode_Real”.

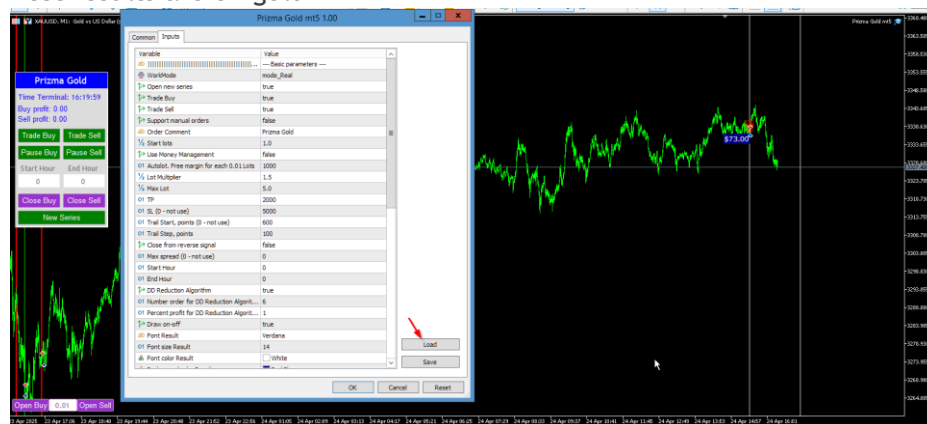
3. Install the set files:
For Mt5: Go to “File”; “Open Data folder”; MQL5; “Presets” and drop your set files here



For Mt4: Go to “File”; “Open Data folder”; MQL4; “Presets” and drop your set files there



4. Load the set file by opening up the settings and click on “Load” and select the set file in the presets folder.
Best results are on gold m1



5. Make sure that “WorkMode” settings are **always** set to “mode_Real”. Never use “Mode_Test”. (“Mode Test” is used for strategy testing but will not work because the EA is using the news filter and cannot be back tested.)

The EA will draw a vertical line on the chart on the time that the news will be released!

Examples of a trades of Prizma Gold



6. PRIZMA GOLD: Functions of front panel on chart:

It is recommended to not change settings on the panel on the chart, but we will explain the functions here:

<div> <div>Prizma Gold</div> <div>Time Terminal: 11:26:48 Buy profit: 0.00 Sell profit: 0.00</div> <div>Trade Buy Trade Sell</div> <div>Pause Buy Pause Sell</div> <div>Start Hour End Hour</div> <div>0 0</div> <div>Close Buy Close Sell</div> <div>New Series</div> </div> <div> <div>Prizma Gold</div> <div>Time Terminal: 11:27:09 Buy profit: 0.00 Sell profit: 0.00</div> <div>Trade Buy Trade Sell</div> <div>Pause Buy Pause Sell</div> <div>Start Hour End Hour</div> <div>0 0</div> <div>Close Buy Close Sell</div> <div>New Series</div> </div>	<p>“Trade Buy”: if you click this button and it goes red the EA will not allow buy orders in new series but the EA will still handle open buy orders or open new buy orders until it hits Take Profit of current series. After hitting profit it will not open a buy again.</p> <p>“Trade Sell”: if you click this button and it goes red the EA will not allow sell orders in new series but the EA will still handle open sell orders or open new sell orders until it hits Take Profit of current series. After hitting profit it will not open a sell again.</p>
<div> <div>Prizma Gold</div> <div>Time Terminal: 11:28:02 Buy profit: 0.00 Sell profit: 0.00</div> <div>Trade Buy Trade Sell</div> <div>Pause Buy Pause Sell</div> <div>Start Hour End Hour</div> <div>0 0</div> <div>Close Buy Close Sell</div> <div>New Series</div> </div> <div> <div>Prizma Gold</div> <div>Time Terminal: 11:28:32 Buy profit: 0.00 Sell profit: 0.00</div> <div>Trade Buy Trade Sell</div> <div>Pause Buy Pause Sell</div> <div>Start Hour End Hour</div> <div>0 0</div> <div>Close Buy Close Sell</div> <div>New Series</div> </div>	<p>“Pause Buy”: if you click this button and it goes red all buy positions will be paused and EA won’t add more until you click it again and it goes green then it will add again, the EA will always control the open trades.</p> <p>“Pause Sell”: if you click this button and it goes red all sell positions will be paused and EA won’t add more until you click it again and it goes green, the EA will always control the open trades.</p>
<div> <div>Prizma Gold</div> <div>Time Terminal: 11:28:56 Buy profit: 0.00 Sell profit: 0.00</div> <div>Trade Buy Trade Sell</div> <div>Pause Buy Pause Sell</div> <div>Start Hour End Hour</div> <div>0 0</div> <div>Close Buy Close Sell</div> <div>New Series</div> </div>	<p>“New Series” If you click on this button and there are trades open the EA will still enter new orders until the current series of transactions are closed, after closing it, it will not open new orders again. If there are no open trades and you click on this button it will not start a new cycle.</p>

Explanation of EA settings:

- WorkMode - mode_Real (always trade on mode_Real)
- Open new series -true/false beginning of a new series of orders.

- Trade Buy -allow the adviser to buy.
- Trade Sell -allow the adviser to sell.
- Support manual orders - true/false - EA will control manual orders if true
- Order Comment - Prizma Gold
- Start lots -starting lot size
- Use Money Management - true/false - use of automatic lot calculation.
- Autolot. Free margin for each 0.01 lot -the amount of free margin for opening every 0.01 lots.
- Lot multiplier -lot multiplier for the following orders.
- TP -take profit, in points.
- SL -stop loss, in points from the first order.
- Trail Start, points -activation of a trailing stop.
- Trail Step, points -distance from the price when activating a trailing stop.
- Close from reverse signal - false - If true EA will close current order if signal reverses
- Max spread (0 - not use) - max spread allowed
- Start Hour - the hour EA will start (not minutes)
- End Hour - the hour EA will end (not minutes)
- DD Reduction Algorithm- drawdown reduction algorithm it when last order with profit will be close with first order series with loss.
- Number order for DD Reduction Algorithm - from which order the drawdown reduction algorithm is activated.
- Percent profit for DD Reduction Algorithm- percentage of profit when closing orders in the drawdown reduction mode.
- Draw on-off - true/false - drawing of profit labels on chart
- Next font settings
- Pause between orders (min 0 - not use) - minutes to pause between orders
- Magic EA - special magic number to identify EA trades
- Next Indicator parameters - leave on default
- Next News Setting:
- Use Only USD news - true/false - keep true

6. MONEY MANAGEMENT

It is recommended that you use the following lot sizes:

Low Risk: Minimum of \$2000, use initial lot of 0.01

Medium Risk: Minimum of \$1000, use initial lot of 0.01

High Risk: Minimum of of \$500 use initial lot of 0.01

Remember gold is very volatile and it can add several layers so you need more capital for gold.

7. SPECIAL OFFERS

Get all EA's for free!!



- a) Open an account with **RoboForex** (<https://roboforex.com/>), deposit a minimum of \$ 500 and get all EA's free: Use code "TLRD" when opening the account and contact me to get free EA's: @vstrukovEA or @ Dkmillion on telegram.

Please enter affiliate code “TLRD” as in screen shot above

b) FBS (<https://fbs.partners/?ibl=905073&ibp=36110257>) (They also offer cents accounts and EA Gold Stuff is great for trading btc on their cents acc!)

Please send me the account number. The EA will be coded for your account number and **will only work on that account number**, not on any other account (also not on a demo, you may request for a demo).

Let me know if it is mt4 or mt5 and send me a list of the EA's you want

(Please remember that author will first check if your account number is on his affiliate list. It takes time to code every EA for your specific account number and if you open an account with \$500 then obviously it will be impossible to run every EA's on that account. So think about this and plan your system before making your request. Remember that every time you change account number you have to use the TLRD code again and request author to code EA for new account number.)

c) **Buy one EA get one free!!**

You are welcome to have one free gift for every one EA you bought. Please send me the screen shot of your purchase. You will then qualify for your gift. **You have to send me 2 account numbers, the EA will be coded for those account numbers and will only work on those numbers, no other account.** Please let me know what other EA or indicator you want and send the following information (you can also use my telegram address here:

@vstrukovEA or @Dkmillion)

1. Send EA/Indicator you want
2. Send maximum of 2 metatrader account numbers so that I can code it for your account
3. Let me know if it must be coded in mt4 or mt5

7. **STOP LOSS**

ACCOUNT PROTECTORS FOR FREE:

mt5: <https://www.mql5.com/en/market/product/115529?source=Unknown>,
 mt4: <https://www.mql5.com/en/market/product/115514?source=Unknown>

Risk Warning:

Trading Forex involves significant risk and can result in the loss of your invested capital. You should not invest more than you can afford to lose and should ensure that you fully understand the risks involved. Trading leveraged products may not be suitable for all investors. Before trading, please take into consideration your level of experience, investment

objectives and seek independent financial advice if necessary. Make sure that you fully understand the risks before you make any trading decisions.

---oOo---