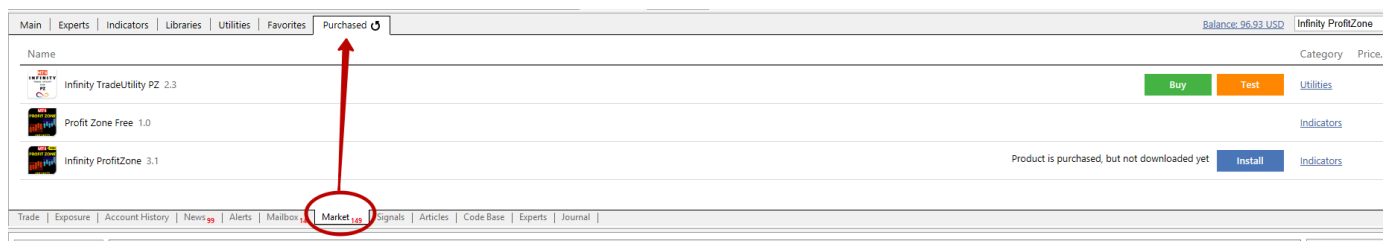


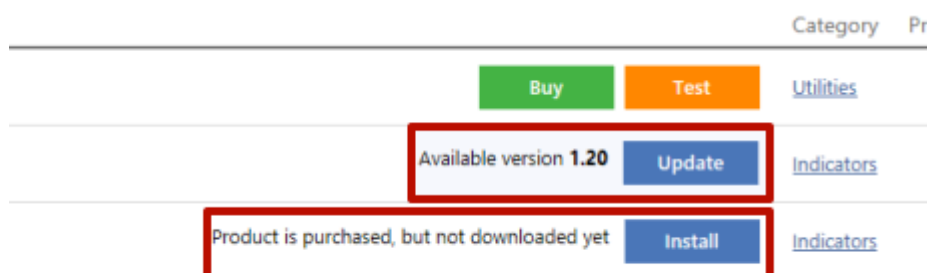


INFINITY Profit Zone

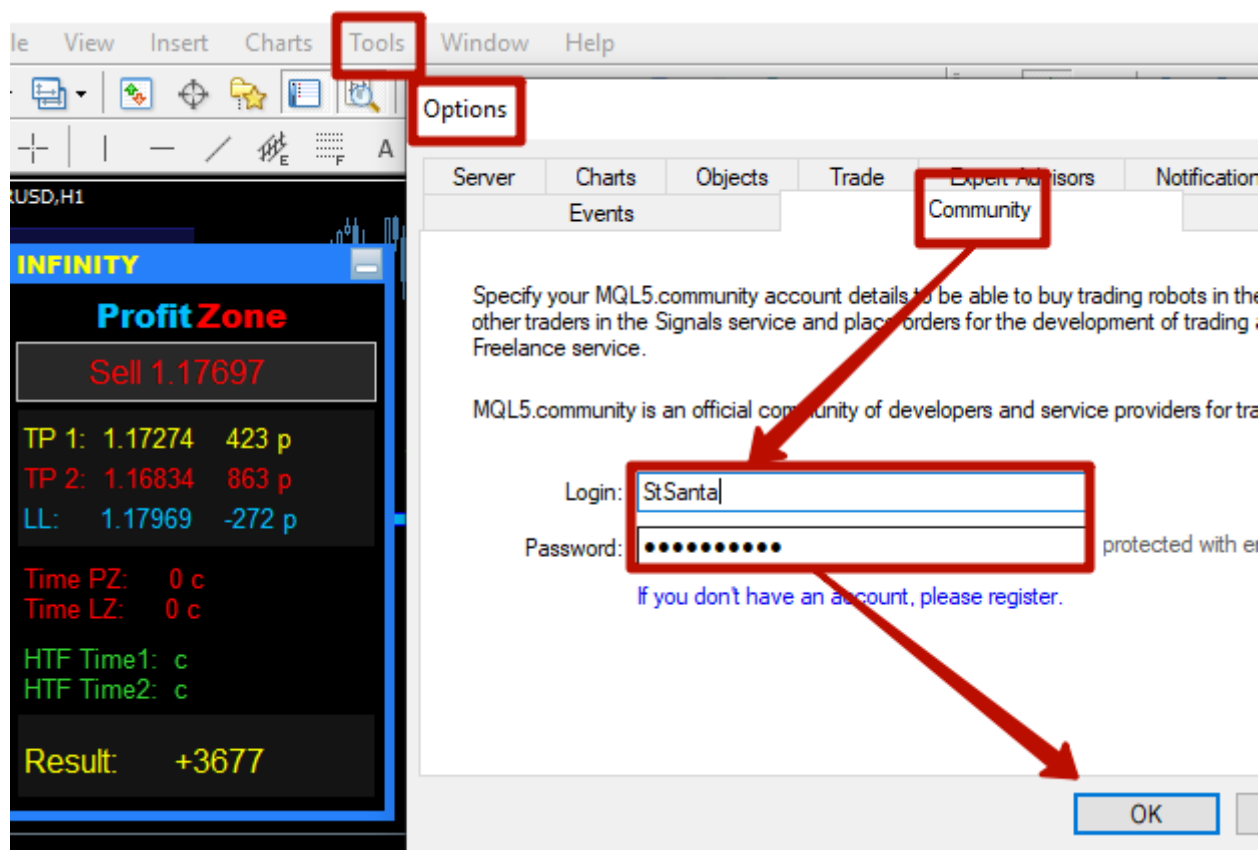
When you buy the indicator, you can easily install it from Market/Purchased folder:

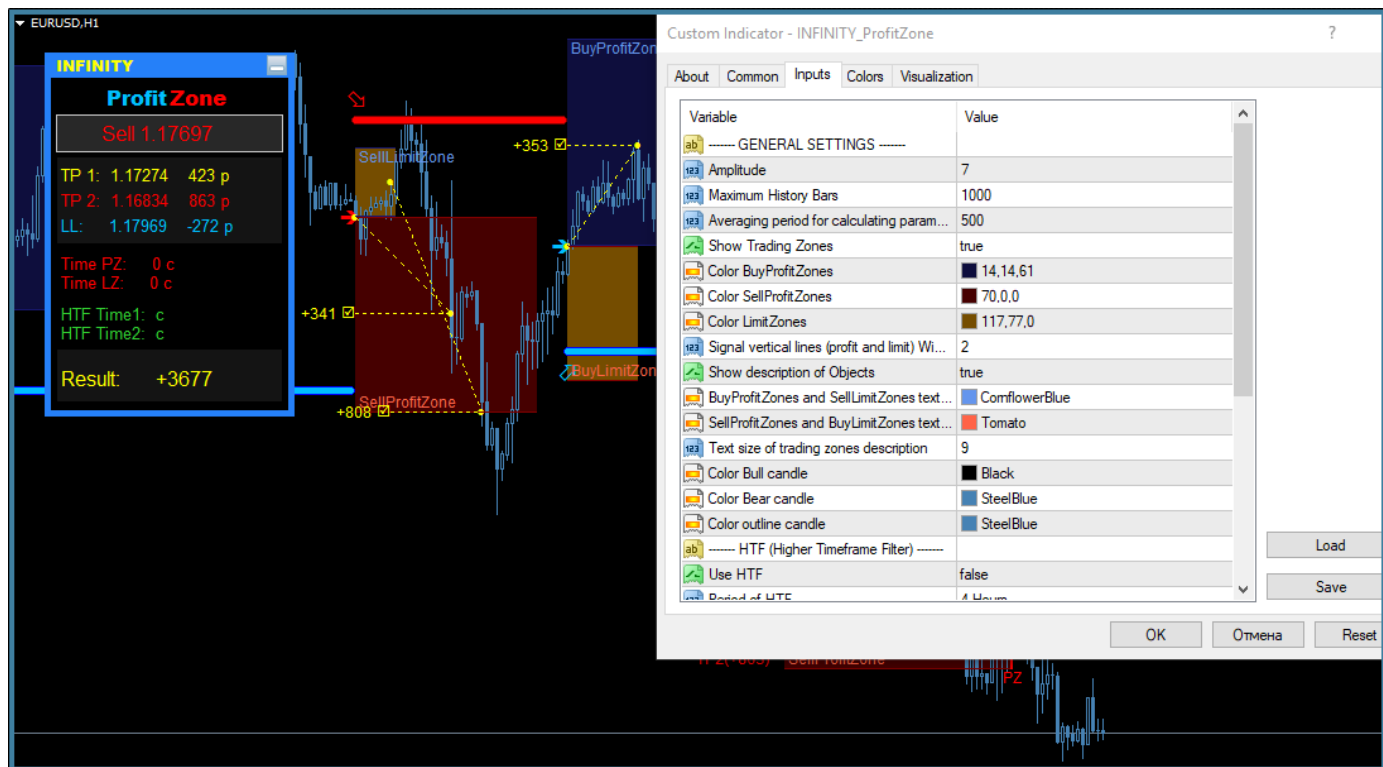


The same way you can activate the updates of the purchased programs from Market/Purchased folder:



First make sure you have activated your account in MQL5 Community:



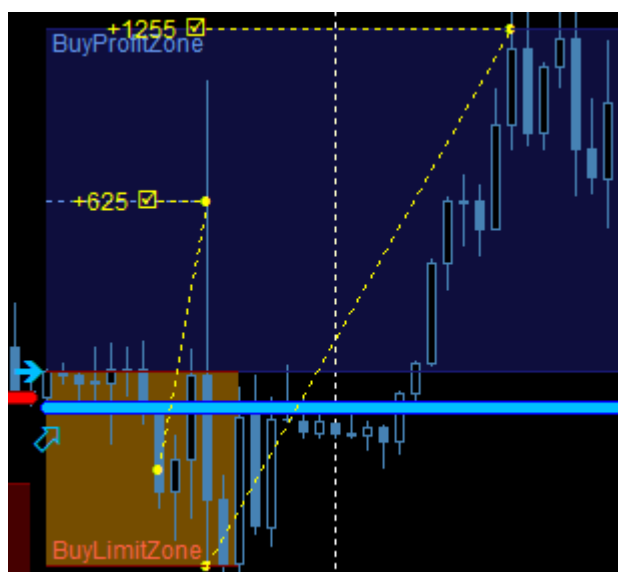


This indicator determines the direction of the local trend. According to the history of the nearest trends, PZ calculates the levels and support zones of the Limit Zone trend, and determines the borders of the possible movement of the ProfitZone price. Virtual orders have multiple entry points:

ab	----- PROFIT CALCULATION -----	
123	ORDER_1 (Entry type)	Market order by the signal price
123	ORDER_2 (Entry type)	Market order by the signal price
ab	----- PUSH & ALERT -----	
	Use Alert	Limit order from the support/resistance level
		Limit order from the middle of limit zone
		Limit order from the far border of limit zone

Market order by the signal price is set at the new trend signal point

Limit orders from the support line is set on the new trend line (blue or red according to the direction)



Limit order from the middle of LimitZone is set in the middle of LimitZone

Limit order from the far border of LimitZone is set at the far border of LimitZone

Order # 1 is always closed in the middle of the ProfitZone

Order # 2 is always closed at the far border of ProfitZone

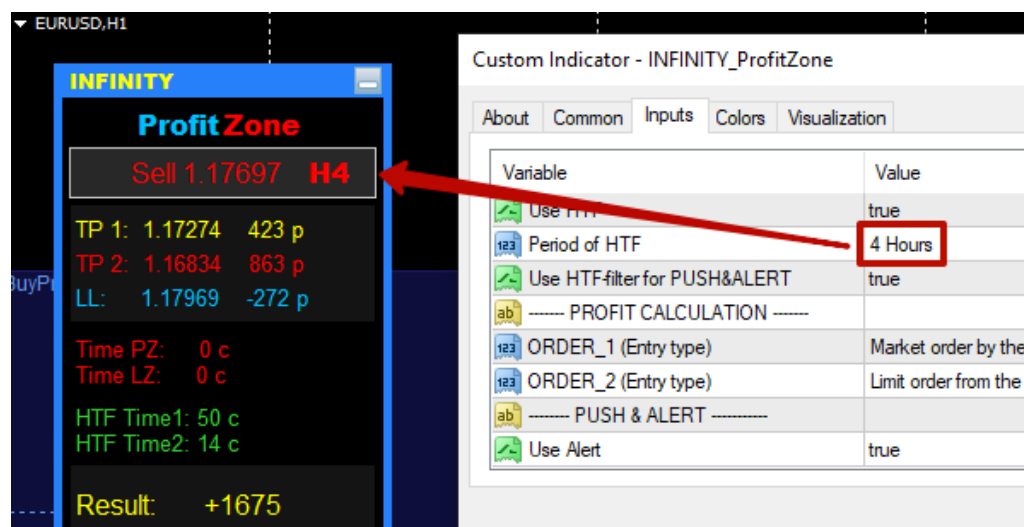
Both orders can be closed simultaneously when the trend changes (closing on the opposite signal) or if the ProfitZone period expires.

The calculation of the Limit Zone and ProfitZone values depends on the Amplitude parameter and Maximum History Bars.

The “Period for Calculation Parameters” parameter sets the history range to display and calculate the results of virtual transactions.

Using the HTF older period filter blocks signals if they do not match the trend of the older period. This may affect the overall result of transactions, however, it increases the probability of a successful transaction as well.

Always set the HTF filter to be larger than the current chart.



HTF_Histogram is a basement indicator showing the border of the older period change.



The indicator panel displays data on the potential profit in the current trade and the number of candles until the end of LimitZone and ProfitZone.

The result is calculated for profitable and unprofitable transactions.

Please note that the indicators do not know how to calculate the spread and other Commission.

The indicator does not have an automatic trading function as well. This is performed by the Trade Utility PZ Expert Advisor:

<https://www.mql5.com/en/market/product/39484>

In the EA you can set up trading with one or both orders, set the size of the trade lot for each order, use the HTF older period filter or the Time filter. Use the breakeven function and other settings reducing risks to get more profit.

If you buy any INFINITY indicator, you can get a second fee lower price program for free. To do this, please leave your friendly feedback on the market and rate our work. We will also send you the HTF_Histogram indicator and a link to the INFINITY group chat.

Contact me after purchase: profitcamp@mail.ru

I will be happy to answer any questions

Evgeniy Aksyonov