

LUXOR MT5

EXPERT ADVISOR

USER MANUAL

XAUUSD · H1 · Four breakout engines · Hard $2 stop loss

Version 1.39 · November 2026 · mql5.com/en/users/hennyk
Copyright 2026, Henny Kurniawati

Contents

1. What LUXOR MT5 does 2
2. What you need before you start 3
3. Installing the EA 4
4. How a trade is opened and closed 4
5. Money management 5
6. Risk protection 6
7. Spread, session and news filters 7
8. Broker time 8
9. The dashboard panel 9
10. Using LUXOR MT5 on a prop firm account 11
11. Backtest results 13
12. Full parameter reference 15
13. Journal messages and troubleshooting 17

> **How to read this manual**
> Every setting is printed as it appears in the **Inputs** tab of MetaTrader 5, in `this typeface`. If you have never run an Expert Advisor before, read chapters 1 to 5 in order and leave everything else at its default. The defaults are the settings used for the backtest in chapter 11.

1. What LUXOR MT5 does

LUXOR MT5 is a breakout Expert Advisor for gold (XAUUSD, H1 chart). Every trade has a hard stop loss of at most $2.00 per ounce, set at the broker.

The EA runs four independent engines (A, B, C and D) on one chart. Each engine reads the market on a different time horizon and trades breakouts of key price structure with stop orders. When a breakout is triggered, the trade is managed by a profit-locking trailing stop.

Because the engines work on different horizons, they rarely depend on the same move, which spreads the trades over more market conditions. The engine logic is proprietary and fixed inside the EA; you only decide which direction to trade and how much to risk.

What makes the risk predictable

- **Hard stop loss cap.** No order is ever sent with a stop loss wider than `Max Stop Loss` (default 200 points = $2.00). If the fill slips, the EA tightens the stop back to the cap measured from the real fill price.
- **Real stops at the broker.** The stop loss and take profit always sit on the broker's server, so an open trade stays protected even if your terminal or VPS goes down.
- **SMART pending orders.** Entry levels are kept in the EA's memory and a real order is placed at the broker only shortly before it is needed, with a short expiry. If the VPS stops, the order expires by itself and no unmanaged order is left at the broker.
- **Loss pauses.** After two losing trades in a row on one side (buy or sell), that side pauses for 8 hours. After four losses in a row overall, all new entries pause for 60 minutes.

What you control

Lot size and risk, trade direction, the trading hours, the spread and news filters, and the daily equity protection. Entry and exit logic are fixed inside the EA because the four engines are calibrated against each other.

> **Typical trade**
> In the 2020-2026 backtest the average trade lasted about 4.5 minutes and the longest about 3 hours. Most positions are short-lived: a breakout either runs and the trailing stop locks the profit, or it fails and the $2 stop closes it.

> **Why the stops are tight**
> With a $2.00 cap, a losing trade on 0.01 lot costs about $2 plus spread and commission. In the backtest the average loss per 0.01 lot was $1.93 and the worst was $2.74 (a slipped fill). A high win rate and the trailing stop turn this small, fixed loss into a positive expectancy.

2. What you need before you start

Requirement	Detail
MetaTrader 5	MetaTrader 4 is not supported.
Gold symbol	XAUUSD with any broker suffix (XAUUSD+, XAUUSDm, GOLD...). Both 2-digit and 3-digit quotes are handled: all distances are in gold points of $0.01.
Hedging account	Engines can hold buy and sell positions at the same time. On a netting account they would offset each other.
Low spread, ECN/raw account	The stop loss is only $2.00, so spread and commission matter. A typical spread of $0.10 - $0.25 is ideal. New entries stop when the spread is above $0.40.
VPS, always on	The trailing stop, SMART pending orders and pauses run only while the EA runs. A VPS with less than 50 ms ping to your broker is recommended (the dashboard grades it).
Balance	Minimum $500 for 0.01 lot at the recommended risk; $1,000 or more is preferred.

Run one copy per account

Attach LUXOR MT5 to one XAUUSD chart only. A second copy with the same magic number would manage the same trades. To run two copies (for example on two gold symbols), give the second copy a different `Magic offset`.

3. Installing the EA

1. **Install from the MQL5 Market.** After purchase, open MetaTrader 5, go to the **Market** tab, choose **Purchased** and click **Install**. The EA appears under **Navigator → Expert Advisors → Market**.
2. **Allow algorithmic trading.** Click the **Algo Trading** button in the toolbar so it turns green.
3. **Open an XAUUSD H1 chart.** Use your broker's tradable gold symbol. If the broker offers several (for example XAUUSD and XAUUSD.r), use the one your account can trade. The journal warns you if the symbol is close-only or disabled.
4. **Attach the EA.** Drag LUXOR MT5 onto the chart. In the dialog, tick **Allow Algo Trading**.
5. **Set your risk.** In the Inputs tab, choose the lot method and size (chapter 5). Check `Broker WINTER GMT offset` (chapter 8). Leave everything else at default.
6. **Press OK and check the panel.** The dashboard appears on the chart. The header should read **TRADING** during market hours, and the Experts tab shows the start-up summary: lot method, filters, clock and quote digits.

> **The first minutes after attaching**
> On its first ticks the EA detects your broker's daylight-saving schedule from price history and prints the result in the Experts tab. The engines then wait for their own conditions, so the first orders can take some time to appear. That is normal.

> **Removing the EA**
> When you remove LUXOR MT5 from the chart, it deletes its own armed stop orders. Open positions keep their broker stop loss and take profit, but they are no longer trailed. Close or manage them yourself, or attach the EA again.

4. How a trade is opened and closed

Entry

Each engine waits for its own breakout conditions and places a stop order beyond the level it watches. The entry distance adapts automatically to current volatility. You do not need to set or tune anything for the entry.

Exit

Stage	What happens
Initial stop	Set at the broker, never wider than `Max Stop Loss` ($2.00). Re-checked against the real fill price.
Take profit	A fixed take profit is set at the broker. Most trades close on the trailing stop before it.
Trailing stop	Once the trade is in profit, the stop is moved to lock part of it and tightens as the profit grows.
Virtual fallback	If the broker refuses a stop move (stops level, freeze level, fast market), the EA keeps the new stop in memory and closes at market when it is hit. The last broker stop stays in place as protection.

5. Money management

All four engines use the same lot method. Pick one of three in `Fixed Lot / Risk % / Risk per Balance`.

Method	How the lot is calculated
Risk per Balance (recommended)	Lot = `Fixed lot` × whole multiples of `Risk per Balance`. With 0.01 per $500, a $1,000 account trades 0.02 and a $10,000 account trades 0.20. The lot grows in steps as the balance grows (compounding).
Risk %	Lot is set so that the stop-loss distance costs `Risk percent per trade` of the balance. Because the stop is capped at $2, this method gives nearly the same lot as Risk per Balance.
Fixed Lot	Every trade uses `Fixed lot`. No compounding. Useful for a first live test or for a fixed-size funded account.

`Max lot cap` limits any single order (0 = off). The broker's own maximum and volume limit always apply, and the EA reduces the lot automatically if free margin is not enough. On large accounts set a cap (for example 5 - 20 lots): gold liquidity and slippage make very large lots unrealistic, so withdraw profits rather than compounding indefinitely.

Risk per trade

One 0.01 lot of gold moves $1 for every $1.00 change in price. A $2.00 stop on 0.01 lot therefore risks about $2. With Risk per Balance, the risk per trade is roughly **$2 ÷ balance per 0.01 lot**:

Profile	Fixed lot	Per balance	Risk per trade	Expected max DD*	Suitable for
Prop / very conservative	0.01	$2,000	≈ 0.10%	≈ 2%	Strict 1-step prop challenges
Conservative	0.01	$1,000	≈ 0.20%	≈ 3.5%	Prop challenges, funded accounts
Standard (tested)	0.01	$500	≈ 0.40%	≈ 7%	Personal accounts
Aggressive	0.01	$250	≈ 0.80%	≈ 14%	Experienced users, small part of capital

* Equity drawdown scaled from the 2020-2026 backtest (7.14% at 0.01 per $500). Drawdown scales roughly in proportion to the lot. Live results can be worse than the backtest.

> **Do not go below $250 per 0.01 lot**
> Up to 8 positions were open at the same time in the backtest (11 is the theoretical maximum). If all of them hit their $2 stop together, the loss is 8 to 11 times the risk per trade: about 3.2 - 4.4% at the Standard profile and 6.4 - 8.8% at the Aggressive profile.

> **Small accounts**
> The broker's minimum lot is usually 0.01. Below $500 the EA still trades 0.01, so the real risk is higher than the profile says: on a $300 account, 0.01 lot risks about 0.67% per trade.

6. Risk protection

Four layers limit losses: the stop loss cap per trade, a pause per side, a pause after a loss streak, and a daily equity limit.

Stop loss cap

Setting	Default	What it does
`Max Stop Loss`	200	Maximum stop loss in gold points (200 = $2.00 = 20 pips). 0 turns the cap off and uses the wider internal stops. Keep it on: the backtest and every risk figure in this manual assume it.
`Measure the cap from the real fill price`	true	After a slipped fill, the stop is tightened to fill price ± cap. If price is already beyond that level, the trade is closed.

Side loss pause

Setting	Default	What it does
`Pause a side after consecutive losses`	true	Counts losing closes per side (buy or sell, all engines together).
`Consecutive losing closes on that side`	2	Losses in a row that start the pause.
`Pause length after the last loss`	8	Hours that side takes no new entries. Its pending levels are removed. The other side keeps trading.

The side pause stops several engines from repeatedly buying into a falling market (or selling into a rally). In testing it cut the maximum drawdown by about 40% for a small reduction in profit. Optional daily / weekly / monthly profit targets and trade-count limits are listed in chapter 12.

Pacing / Equity Protection

Setting	Default	What it does
`Daily loss limit %`	5.0	When equity falls this far below the day's starting balance, no new entries are taken and pending levels are removed until the next day. Open trades are not closed: each keeps its own $2 broker stop, so the worst case is the limit plus the stops of the trades still open.
`Pause after N consecutive losses`	4	After 4 losing trades in a row (any engine, any side), new entries pause.
`Consecutive-loss pause minutes`	60	Length of that pause.
`Pause if avg entry slippage exceeds USD`	0.5	If the average entry slippage of the last 20 fills is above $0.50, new entries pause. This protects you on a broker or VPS that fills badly.
`Slippage pause minutes`	60	Length of the slippage pause.

7. Spread, session and news filters

These filters decide when new trades may open. They never close open trades.

Setting	Default	What it does
`Max spread USD for new entries`	0.4	No new entries while the spread is wider than $0.40.
`Spike = spread > average x this`	2.5	A sudden spread spike (2.5 × the recent average) also blocks entries. Stop-loss moves wait too, so the current stop stays in place.
`Spread average length`	300	Ticks used for the average spread.
`Trading start / end hour`	1 / 23	New entries only from 01:00 to 23:00 on the reference clock (chapter 8).
`Rollover block start / end`	22:45 / 01:05	No new entries around the daily rollover, when spreads widen and liquidity is thin.
`No new entries on Friday after hour`	true, 22	No new trades late on Friday, so nothing new is opened into the weekend.
`News filter`	true	Blocks new entries around news from the MT5 economic calendar.
`News currencies`	USD	Comma list, for example `USD,EUR`.
`Min importance (live)`	High	Minimum importance of the calendar event.
`Block minutes before / after news`	30 / 30	Size of the window around each release.
`Tester: block NFP`	true	The economic calendar is not available in the Strategy Tester, so the tester blocks Non-Farm Payrolls only (first Friday, 08:30 New York).

> **Short blocks and day blocks**
> Outside hours, rollover, a spread spike and the trades-per-day/hour limits are short blocks: waiting levels stay in memory and are used again afterwards. News, Friday cut-off, the weekend, loss pauses, profit targets and the daily loss limit remove the waiting levels. Levels are rebuilt from the chart when trading resumes.

8. Broker time

Every time rule (trading hours, rollover, Friday cut-off, internal session windows, NFP window, day start for the daily loss limit) runs on a **reference clock of GMT+2 in winter and GMT+3 in summer (US daylight-saving dates)**. This is the clock most gold brokers use, and the one the EA was calibrated on. Because the EA converts your broker's clock to the reference clock, it trades the same real-world hours at any broker.

Setting	Default	What it does
`Reference clock GMT+2/+3 US-DST`	true	Use the reference clock. Leave on.
`Broker WINTER GMT offset in hours`	2	Your broker's offset in winter, for example 2 for Vantage or IC Markets, 0 for Exness. Ask your broker if unsure.
`Broker DST schedule`	AUTO	AUTO detects whether your broker follows US, EU or no daylight saving from price history. It works in the tester too.
`Wait X minutes after a session (re)opens`	5	No trading in the first minutes after the market opens, when spreads are widest.
`Server GMT offset in winter`, `Server shifts +1h with US DST`	2 / true	Not used. They are kept only so older set files load. The Broker Time group controls the clock.

> **Checking the clock**
> Live, the EA compares your inputs with the real server time and prints a **WARNING** in the Experts tab if they don't match. If you see it, correct `Broker WINTER GMT offset`.

9. The dashboard panel

The panel shows at a glance whether the EA is trading, why it might not be, and how each engine is doing.

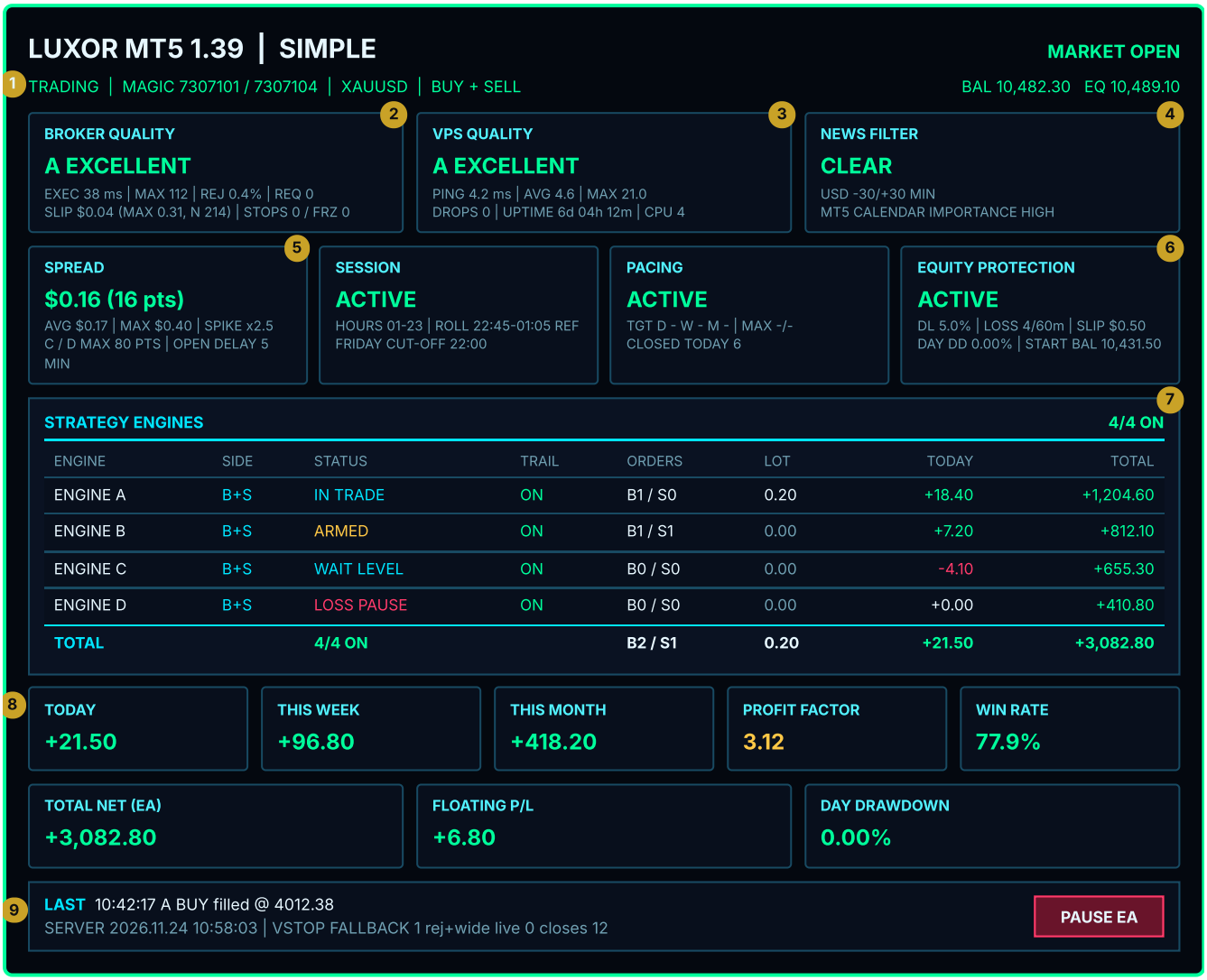

Illustration of the Simple dashboard with example values. The numbered markers match the table on the next page.

#	Area	What it tells you
1	**Header**	Green frame and **MARKET OPEN** when the symbol's session is open. The state line shows **TRADING**, or the exact reason no new entries are taken: *AUTOTRADING OFF, PAUSED BY USER, MARKET CLOSED, WEEKEND, OUTSIDE HOURS, ROLLOVER, FRIDAY CUT-OFF, NEWS: (event), SPREAD SPIKE, DAILY LOSS STOP, PAUSE: LOSS STREAK, PAUSE: SLIPPAGE*. Also shows the magic numbers, symbol, direction, balance and equity.
2	**Broker quality**	Grade A-D from the broker's execution time, rejected requests and fill slippage, plus the symbol's stops and freeze levels. Grade C or D, or average slippage above $0.10, is a sign to change broker or account type.
3	**VPS quality**	Ping to the trade server (A ≤ 50 ms, B ≤ 100, C ≤ 300, D above), connection drops and uptime. Shows DISCONNECTED if the terminal loses the server.
4	**News filter**	CLEAR, or BLOCKED with the event name during a news window.
5	**Spread, Session, Pacing**	Current spread against its average and limits. Session state (ACTIVE / OUTSIDE HOURS / ROLLOVER / FRIDAY CUT-OFF / WEEKEND). Profit targets and today's closed trades.
6	**Equity protection**	ACTIVE, PAUSE (loss streak / slippage) or DAILY LOSS STOP, with today's drawdown measured from the day's starting balance.
7	**Strategy engines**	One row per engine: active sides, status, trailing ON, waiting orders (B = buy, S = sell), open lots, and today's and total profit.
8	**Performance**	Closed profit today / this week / this month, profit factor and win rate, total net, floating P/L and day drawdown.
9	**Activity strip**	The last action (order placed, armed, filled, closed, paused), server time, the virtual-stop mode with how many are live, and the **PAUSE EA** button.

Engine status

Status	Meaning
WAIT LEVEL	Engine is on and waiting for its next setup.
ARMED	An entry is waiting (in memory, or as a real order at the broker).
IN TRADE	The engine has an open position.
LOSS PAUSE	Both active sides are in a side loss pause.
BLOCKED	A filter in the header blocks new entries.
SESSION CLOSED / **SPREAD HIGH** / **PAUSED** / **OFF**	Engine outside its trading window / waiting for a normal spread / paused with the button / engine switched off.

The PAUSE EA button

Click **PAUSE EA** to stop new entries immediately, for example before a news event you want to avoid. Waiting levels are removed. Open trades are still managed: trailing stop, stop-loss cap and virtual stops keep working. Click **RESUME EA** to continue. `Dashboard scale` 0 sizes the panel from your screen DPI (use 1.5 - 2 on a 4K screen). Setting `Dashboard` to Off does not change how the EA trades.

10. Using LUXOR MT5 on a prop firm account

Prop firms fail an account the moment a daily or overall loss limit is touched, even if only for a second. The settings below keep LUXOR MT5's worst historical day and drawdown well inside the usual limits.

What the backtest says about risk

At the tested Standard profile (0.01 per $500, about 0.4% per trade):

Measure (2020 - 2026)	Value	Scaled to Conservative (0.01 per $1,000)
Maximum equity drawdown (relative)	7.14%	≈ 3.6%
Worst single day (closed balance)	-2.50%	≈ -1.25%
Days with a loss over 2% / over 3%	6 / 0 of 1,544	none over 1.5%
Losing months	4 of 83 (worst -2.1%)	worst ≈ -1.1%
Most positions open at once	8	all 8 stopped out ≈ -1.6%

Recommended settings by challenge type

Challenge rules	Fixed lot / per balance	Daily loss limit %	Other
2-step, 5% daily / 10% overall (most common)	0.01 per **$1,000** (≈ 0.2% per trade)	**3.0**	Side pause 2 / 8 h, loss streak 4 / 60 min (defaults)
1-step, 3-4% daily / 6-8% overall	0.01 per **$1,500 - $2,000** (≈ 0.10 - 0.13%)	**2.0**	Loss streak 3 / 120 min
Funded account (after passing)	0.01 per $1,000 - $2,000	2.0 - 3.0	Consider `Daily profit %` 1.5 - 2 to bank good days
Instant funding / trailing DD	0.01 per $2,000 or more	1.5 - 2.0	Trailing drawdown follows your equity peak, so keep risk lowest

Use **Risk per Balance** or **Fixed Lot**. On a $100,000 challenge at 0.01 per $1,000, LUXOR MT5 trades 1.00 lot and risks about $200 (0.2%) per trade.

> **Leave a gap between the EA's limit and the firm's**
> The EA's daily limit stops new trades but lets open trades run to their stops. Worst case after it triggers = limit + open trades × risk per trade. With 3.0% and up to 8 positions at 0.2%, the worst case is about 4.6%, still under a 5% firm limit. Never set the EA limit equal to the firm's limit.

Check the firm's rules before you start

- **Daily reset time.** LUXOR MT5 starts its day at 00:00 GMT+2/+3. Many firms reset at midnight CE(S)T or at the broker's midnight. If yours resets at a different time, lower the daily limit by a further 0.5%.
- **Daily limit basis.** Some firms measure from the day's starting balance, others from the highest equity of the day. The EA uses the starting balance, so on a firm that uses peak equity, set a tighter limit.
- **Minimum holding time / HFT rules.** The average LUXOR trade lasts about 4.5 minutes, and some close within seconds when a breakout fails. If your firm prohibits trades shorter than a minimum duration or calls them

"HFT" or "tick scalping", check before using the EA there.

- **News rules.** If the firm forbids trading around high-impact news, keep `News filter` on and set the before / after minutes to at least the firm's window. The filter stops new entries; trades opened earlier keep running.
- **Lot and exposure limits.** Set `Max lot cap` to the firm's per-order maximum.
- **Copy-trading and EA rules.** Most firms allow EAs. Some ban identical strategies across many accounts. Read the terms.

> **A sensible plan**
> Run the Conservative profile on a demo or the free trial of your firm for 2 - 4 weeks. Compare the dashboard's broker grade, slippage and day drawdown with this manual. Then start the paid challenge with the same settings. A 10% target at 0.2% per trade usually needs several weeks. Patience costs less than a failed challenge.

11. Backtest results

XAUUSD H1, 1 January 2020 - 24 November 2026, every tick based on real ticks (99% history quality), Vantage Markets live server, $1,000 deposit, 1:100 leverage, Risk per Balance 0.01 per $500, all other inputs at default.

10.39	78.2%	7.14%	5,878	79 / 83
PROFIT FACTOR	WINNING TRADES	MAX EQUITY DD	TRADES	PROFITABLE MONTHS

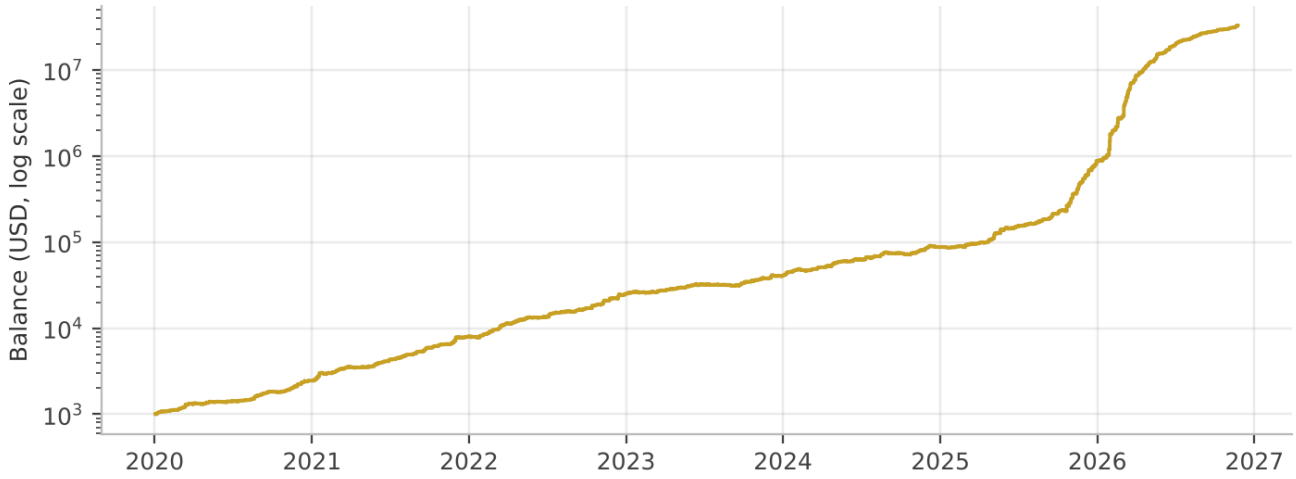

Balance on a logarithmic scale. With Risk per Balance the lot grows with the account, so a straight line on this scale means a steady percentage growth.

Result	Value
Total net profit	$32,891,044
Gross profit / gross loss	36.39M / -3.50M
Recovery factor	155.8
Sharpe ratio	20.65
Balance DD relative	6.63%
Equity DD relative	7.14%

Trades	Value
Short trades (won)	3,865 (79.2%)
Long trades (won)	2,013 (76.3%)
Max consecutive losses	8
Avg / worst loss per 0.01 lot	$1.93 / $2.74
Average holding time	4 min 30 s
Trades per month (avg)	71

Read the compounded profit with care

The $32.9 million figure comes from compounding: by 2026 the backtest traded 17 to 100 lots per order. Fills of that size are not realistic in live gold markets, and no broker would give you the backtest's prices. The drawdown and win-rate figures are meaningful. The dollar total is not a forecast. The fixed-lot view on the next page shows the edge without compounding.

The same backtest at a fixed 0.01 lot

Each trade's result is converted to what it would have been on 0.01 lot. This removes compounding and shows how consistent the strategy was year by year.

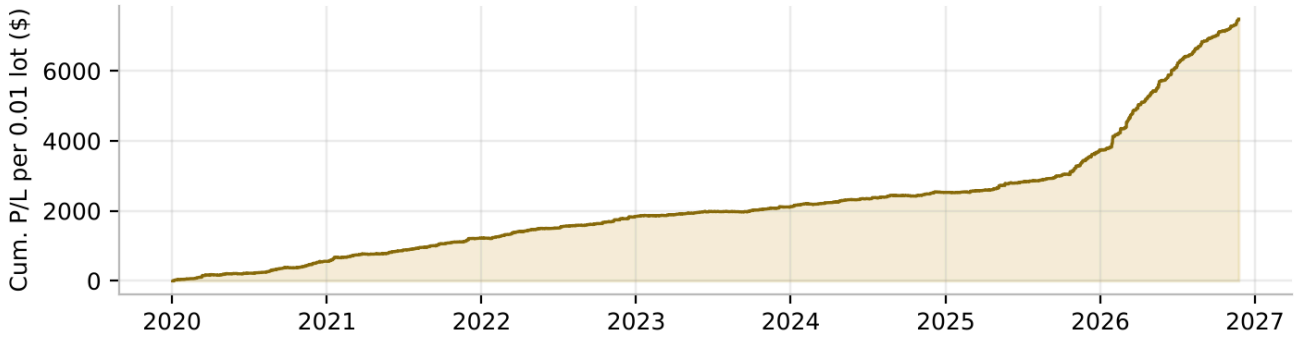

Cumulative profit per 0.01 lot, 2020 - 2026: $7,482. Largest peak-to-valley drawdown: $30.58 (about 16 average losses).

Year	Trades	Win rate	Profit factor	Net per 0.01 lot	Balance growth	Max balance DD
2020	763	78.5%	2.78	$556	+145%	3.1%
2021	855	81.6%	3.32	$667	+226%	4.0%
2022	828	78.4%	2.93	$617	+214%	3.9%
2023	804	73.1%	1.68	$276	+63%	5.5%
2024	728	75.7%	2.21	$413	+115%	6.6%
2025	832	72.7%	3.63	$1,211	+898%	5.3%
2026 (to 24 Nov)	1,068	84.1%	11.70	$3,742	+3,651%	2.5%

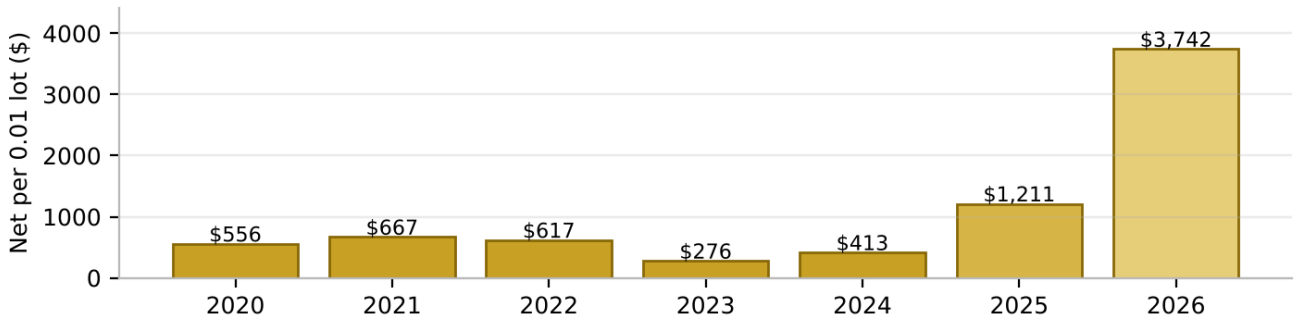

Net profit per 0.01 lot by year. Every year was profitable at a fixed lot. 2025 and 2026 benefited from the exceptional volatility of gold above $3,000. 2020 - 2024 (profit factor 1.7 - 3.3) is the more conservative reference for what to expect in a normal year.

> **Why your backtest will differ**
>
> Spread, commission, swap, execution delay and symbol settings differ between brokers. A $2 stop loss is sensitive to all of them. Test on your own broker's real-tick data with "Every tick based on real ticks", and add a delay (for example 50 - 100 ms) to see how execution speed affects your results.

12. Full parameter reference

Every visible input, in the order MetaTrader shows it.

=== SYSTEM ===

Setting	Default	Notes
`Magic base`	7307100	Engines use base +1 to +4.
`Magic offset`	0	Change only to run a second copy on the same account.
`Dashboard`	Simple	Simple / Off.
`Dashboard scale`	0	0 = automatic from screen DPI.
`Show PAUSE / RESUME button`	true	

=== ENTRY MODE ===

Setting	Default	Notes
`Trade direction`	Buy and Sell	Buy only / Sell only for all engines.

=== MONEY MANAGEMENT ===

Setting	Default	Notes
`Fixed Lot / Risk % / Risk per Balance`	Risk per Balance	Chapter 5.
`Fixed lot / base lot for Risk per Balance`	0.01	
`Risk percent per trade (%)`	0.25	Risk % method only.
`Risk per Balance: balance represented by base lot`	500	Tested value. Higher = less risk.
`Max lot cap`	0	0 = off.

=== STOP LOSS CAP === · === SIDE LOSS PAUSE ===

Setting	Default	Notes
`Max Stop Loss`	200	Gold points; 200 = $2.00.
`Measure the cap from the real fill price`	true	
`Pause a side after consecutive losses`	true	
`Consecutive losing closes on that side`	2	
`Pause length after the last loss (hours)`	8	

=== Spread / Session / News ===

Setting	Default	Notes
`Max spread USD for new entries`	0.4	0 = off.

`Spike = spread > average x this`	2.5	0 = off.
`Spread average length (ticks)`	300	
`Trading start hour` / `end hour`	1 / 23	Reference clock, end exclusive.
`Rollover block start` / `end`	22:45 / 01:05	HH:MM, reference clock.
`No new entries on Friday after hour` / `Friday cut-off hour`	true / 22	
`News filter`	true	
`News currencies`	USD	Comma list.
`Min importance (live)`	High	
`Block minutes before` / `after news`	30 / 30	
`Tester: block NFP`	true	Strategy Tester only.
`Server GMT offset in winter` / `Server shifts +1h with US DST`	2 / true	Not used.

=== BROKER TIME ===

Setting	Default	Notes
`Reference clock GMT+2/+3 US-DST`	true	
`Broker WINTER GMT offset in hours`	2	Exness 0, most others 2.
`Broker DST schedule`	AUTO	AUTO / none / US / EU / AU.
`Wait X minutes after a session (re)opens`	5	

=== Pacing / Equity Protection ===

Setting	Default	Notes
`Stop new entries after daily / weekly / monthly profit %`	0 / 0 / 0	0 = off.
`Daily loss limit % of day-start balance`	5.0	0 = off. Prop firms: chapter 10.
`Max trades per day` / `per hour`	0 / 0	0 = off.
`Pause after N consecutive losses`	4	0 = off.
`Consecutive-loss pause minutes`	60	
`Pause if avg entry slippage (last 20) exceeds USD`	0.5	0 = off.
`Slippage pause minutes`	60	

13. Journal messages and troubleshooting

You see	What it means / what to do
No orders after attaching	Engines only place orders when their own conditions are met and the header says TRADING. Check Algo Trading is green, the spread is under $0.40, and you are inside trading hours.
WARNING: server is GMT+x now, inputs imply GMT+y	Correct `Broker WINTER GMT offset` (chapter 8).
broker DST auto-detect: FAILED	Not enough price history yet. Open the H1 chart, scroll back a year to load history, or set `Broker DST schedule` manually.
... is CLOSE-ONLY / DISABLED on this account	You attached the EA to a symbol your account cannot trade. Use the tradable gold symbol (often with a suffix).
entry skipped - not enough free margin	Lot too large for the account. Lower the risk or raise the leverage.
switched to a virtual stop ...	Normal. The broker refused a stop move (stops/freeze level or fast market). The EA now holds the stop in memory, and the last broker stop stays in place.
side loss pause: BUY 2 losses in a row	Normal protection. That side resumes after the pause.
average entry slippage above ...	Fills are poor. Check the broker and VPS grades on the dashboard.
broker answered MARKET CLOSED	The broker is in its daily break. Requests pause for 60 seconds.
broker reports too many requests	The broker limits request frequency. Stop moves pause for 3 seconds; the current stop is kept.
Live results worse than backtest	Compare the dashboard's slippage and execution time with the backtest. With a $2 stop, $0.10 of extra cost per trade makes a large difference. Use a raw/ECN account and a VPS close to the broker.

Risk disclaimer

Trading gold on margin carries a high level of risk and may not be suitable for all investors. You can lose some or all of your capital. Backtest results are hypothetical, were produced with the benefit of hindsight on historical data, and do not account for every live trading cost or condition. Past performance does not guarantee future results. Only trade with money you can afford to lose. Nothing in this manual is financial advice.



LUXOR MT5 · v1.39

Copyright 2026, Henny Kurniawati · mql5.com/en/users/hennyk