

EA ForexNewsTrade

Version 3.0. October 2019.

EA [ForexNewsTrader](#) intended only for news trading. From the site forexfactory.com the EA downloads the news calendar. To do this, you need to "Allow WebRequest for listed URL:" (Tools → Options → Expert Advisors) and add url: http://cdn-nfs.faireconomy.media/ff_calendar_thisweek.xml
The news appears on the chart as vertical lines. When the price approaches such a line, the EA places pending orders for buy and sell. If after the news release not one of the orders is not triggered all orders are deleted.

Key features:

- three strategies for the news trading:
 - one pending order to buy and sell;
 - grid of pending orders in both directions before news release;
 - grid gradually, after the news, a gradual increase in the number of orders in one direction.
- moves pending orders for the price up and down, not allowing orders to worked before news releases;
- set several pending orders of the same type at the same price at once;
- setting in seconds placing orders before the news and deleting orders after the news;
- displays the next 6 news on a chart for all currencies or only for its currency pair;
- shows news for the following currencies: USD, EUR, GBP, CAD, NZD, JPY, AUD, CHF, CNY;
- can display on the chart as news for its currency pair and for all currencies;
- automatic update of the file the news calendar every 24 hours;
- a trader can set his own news lines without a calendar, manually;
- select one news item from the news calendar by keyword;
- the ability to use not only stop orders, but also limit orders, can be simultaneously;
- closing orders at a specified percentage of profit/loss;
- to enable and disable the EA on the time;
- when disconnected by time, the adviser can close all orders and stop trading or not touch orders, but only stop trading until the next day;
- universal trailing stop, functionality from the EA [UTrailing](#);
- "hot buttons" for quick commands (Close All, Close Loss, Close Profit, Delete PO, Delete SL);
- sound notification of order opening and trailing stop modification;
- does not use DLL imports;
- it works on accounts with the quotation 4 and 5 decimal places.

Hot keys

Shift + 0 – closes absolutely all open orders on the current currency pair and removes all pending orders regardless of the magic number.

To do it, you need to place the cursor over the price chart, where the Expert Advisor is running, click on the chart with the left mouse button (select the chart) and then press "Shift" and "0" buttons in sequence. After that, work the EA will be blocked. To unlock, again press "Shift" and "0".

Hot buttons

Hot buttons are designed for quick execution of one command. After pressing the button, its color changes, and the button is blocking, when pressed again, removed the blocking and leads to the original state of the button. Any press of the button EA fixes in its log, you can see the current position of the button on the tab "Experts". You can also unblock the button using the new initialization of the EA (for example, switching to another timeframe). In this case, you do not need to press anything, the blocking is removed automatically.



Close All – closes absolutely all open orders on the current currency pair and removes all pending orders regardless of the magic number.

Close Loss – closes only orders with loss on the current currency pair.

Close Profit – closes only orders with profit on the current currency pair.

Delete PO – deletes all pending orders on the current currency pair.

Delete SL – removes stop loss on the current currency pair from open orders.

External variables

The external variables used in [ForexNewsTrader](#) are split into 6 blocks for the sake of ease of use:

1. GENERAL SETTINGS
2. NEWS TRADING
3. PENDING ORDERS TYPE
4. TRAILING STOP
5. TRADE BY TIME
6. OTHER SETTINGS

Block 1. GENERAL SETTINGS

Expert - ForexNewsTrader

? X

About Common Inputs

Variable	Value
ab 1. GENERAL SETTINGS	
Trading is allowed	true
123 Magic Number (automatic)	0
123 Number pending orders	1
123 Pending orders type:	Stop orders
1/2 Lots	0.01
1/2 Stop Loss	20.0
1/2 Take Profit	50.0
123 Positions:	Long & Short
Breakeven	false
1/2 Profit to enable a breakeven	15.0
1/2 Breakeven level	3.0
Profit/Loss percent	false
1/2 Profit % for close orders	10.0
1/2 Loss % for close orders	50.0
123 Slippage	3

Load Save

OK Отмена Reset

Trading is allowed = true, if you select false, then the adviser will no longer open new orders, but all other functions of the adviser will continue to work (trailing stop, breakeven, percentage of closure, etc.).

Magic Number (automatic) - allows you to specify the EA, which orders (with which magic number) it needs to track. If the magic number = 0, the EA automatically creates the original magic number, which will differ depending on the currency pair and the timeframe on which it is set. Instead of zero, you can set your magic number.

Время	Сообщение
2019.05.04 07:44:22.933	ForexNewsTrader AUDUSD,M30: EA ForexNewsTrader, currency pair: AUDUSD, magic number: 2056531352
2019.05.04 07:44:22.357	ForexNewsTrader AUDUSD,M30 inputs: Key=0; bl_1=: WebSite=0; MyMagic=0; MaxOrders=4; Lot=0.01; StopLoss=30.0; TakeProfi...
2019.05.04 07:44:20.913	Expert ForexNewsTrader_2\Test_EN\ForexNewsTrader AUDUSD,M30: loaded successfully

Терминал | Торговля | Активы | История Счета | Новости 58 | Алерты | Почта 12 | Маркет | Сигналы | Статьи 858 | Библиотека | Эксперты | Журнал

Number pending orders = 1 - the maximum number of pending orders of the same type and direction, for example: if you select "Stop orders" and place 5, the EA will place 5 BuyStop orders and 5 SellStop orders.

Importantly: not every broker will place several orders at the same price at once, an error 136 may appear (ERR_OFF_QUOTES) and individual orders may not be set!

Pending orders type:

- **Stop Orders** - only stop orders (Buy Stop and Sell Stop);
- **Limit Orders** - limit orders only (Buy Limit and Sell Limit);
- **Stop & Limit** - together stop and limit orders.

123	Number pending orders	1
123	Pending orders type:	Stop orders
1/2	Lots	Stop orders
1/2	Stop Loss	Limit orders
1/2	Take Profit	Stop & Limit
		50.0

Lots = 0.01.

Stop Loss = 30.

Take Profit = 90.

Positions:

- **Long only** - open and trawl only buy orders;
- **Short only** - open and trail only sell orders;
- **Long & Short** - for orders of all directions.

1/2	Take Profit	50.0
123	Positions:	Long & Short
1/2	Breakeven	Long only
1/2	Profit to enable a breakeven	Short only
1/2	Breakeven level	Long & Short
		3.0

Breakeven – when there is a small profit, and trailing stop is still not included, the EA moves the stop loss set at breakeven level.

Profit to enable a breakeven = 15 – level of take-profit in points, at which a breakeven is enabled

Breakeven level = 3 – sets the level, at which a stop-loss must be moved: if set to 1, then the position will be closed, when the profit is 1 point; if set to 0, then the position will be closed with the profit of 0 points.

Profit/Loss percent = false, if true, the EA will close orders when reaching a certain percentage of the profit or loss.

Profit % for close orders = 10, if the Equity become more than the Balance by the set percentage, all orders will be closed.

Loss % for close orders = 50, if Equity becomes less than the Balance by the set percentage, all orders will be closed.

Slippage = 3 - the level of slippage in points on the volatile market it is better to increase.

Block 2. NEWS TRADING

Variable	Value
ab ____2. NEWS TRADING____	
Disable the news block (for testing)	false
Choice of strategy:	on One order
Before the news in seconds	60
After the news in seconds	60
ab __ Show news __	
Include high news	true
Include medium news	true
Include low news	true
Include holidays	true
Show news for all currencies	true
ab Find on keyword	
ab __ Calendar, settings __	
Show news panel	true
News panel location:	Top-left
Show vertical lines	true
Remove the line after the news (in min...)	15
Chart time offset, if 0 - auto time	0
Allow updates calendar	true

Disable the news block (for testing) = false, if you select true, the entire block 2 "News trading" is completely disabled, at the same time, all other functions of the adviser will work, including the installation of new pending orders. Disabling the news block allows you to speed up the adviser in the strategy tester.

Choice of strategy: - choosing a strategy for the news trading

- **on One order** - before the news release, the EA places one pending order in each direction, if one order is opening the rest are deleted.
- **Grid gradually** - the beginning of work is similar to the strategy "One order", but if one order was opened and the price continues to move in the same direction, then the EA gradually begins to place additional orders of the same type and in the same direction as the price moves.
- **Grid immediately** - before the news release, the EA places two grids of pending buy and sell orders, when one order is opened, the grid of orders of the opposite direction is removed.
- **Disabled** - the news trading is disabled.

ab ____2. NEWS TRADING____	
Disable the news block (for testing)	false
Choice of strategy:	on One order
Before the news in seconds	on One order
After the news in seconds	Grid gradually
ab __ Show news __	Grid immediately
Include high news	Disabled

Before the news in seconds = 60 - 60 seconds before the news release, the EA will place pending buy and sell orders. It's not a fact that a you broker will allow you to place your orders in 10-15 seconds. before important news. If you want to place orders as earlier 1 minute before the news, you will need to set 60 seconds.

After the news in seconds = 60 - after 60 seconds after the news if the orders are not open, they are removed and the EA will wait for new news.

__Show news__

Include high news = true - show the lines with news of high importance.

Include medium news = true - show the lines with news of medium importance.





Include low news = true - show the lines with news of low importance

Include holidays = true - show holidays.

Show news for all currencies = false, if true, the EA will display news on all currencies on the news panel, in the order of priority by time.

Importantly: in this case, the chart will show the news lines only for the current currency pair. For example, if this pair is EUR USD, the chart will show news lines only for EUR and USD. The EA shows **only 6 news** at once! As time passes, old news is removed and new ones are added.

Find on keyword - when you enter the name of the news in this line, the EA will find this news in the news calendar and will work only on this new.







 Include holidays	true
 Show news for all currencies	true
 Find on keyword	Non-Fam
 __Calendar, settings__	

__Calendar, settings__

Show news panel = true - displays text news on the chart.

News panel location:

- **Top-left** - a list of 6 news items is located at the top left;
- **Bottom-left** - a list of 6 news items is located on the bottom left.

 __Calendar settings__	
 Show panel	true
 News panel location	Top-left
 Show vertical lines	Top-left
 Remove the line after the news (in min...)	Bottom-left
 Chart time offset, if 0 - auto time	60

Show vertical lines = true - show vertical news lines on the chart.

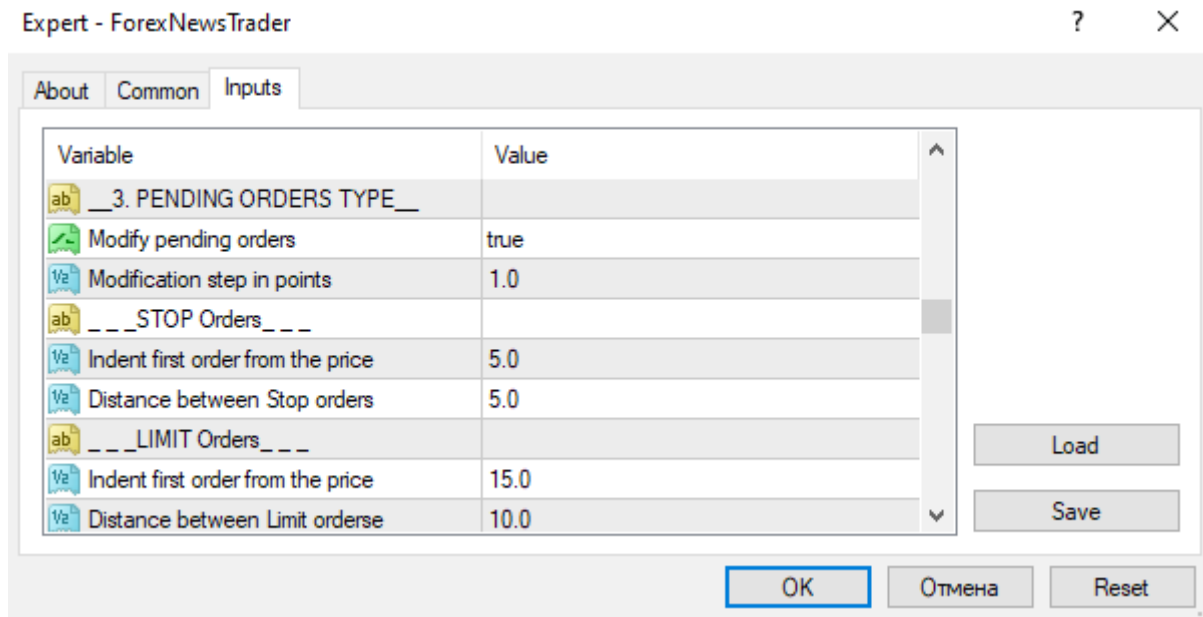
Remove the line after the news (in minutes) = 30 - after the news release, the EA will remove the vertical line from the charta after set time.

Chart time offset, if 0 - auto time = 0 - the difference (in hours) between UTC time and MetaTrader 4 time, if set to 0, then the time difference is determined automatically.

Allow updates calendar = true, calendar updates automatically, once a day, if you do not want to receive calendar updates, select false.

Importantly: the news list file is updated every day because of this, the news demonstration in the tester does not work correctly. The adviser does not save the history of news and in the tester you can see only the news for the current week. To check in the tester how the adviser works when trading on the news, set on the chart, news lines, manually. Keep in mind that "when working in the strategy tester, the local time is always equal to the simulated server time." Therefore, in the tester, the time of news release, must be manually adjusted using the command "Chart time offset, if 0 - auto time".

Block 3. PENDING ORDERS TYPE



Modify pending orders = true – allows you to move pending orders behind the price (up and down) and stay at the distance specified in the "Indent first order from the price", which will not allow the order to work ahead of time, before the news.

Modification step in points = 0.5 – the movement step in points, if you set 0, the adviser will move the orders at any slightest change in price.

Importantly:

- “Modify pending orders” does not work with the “Grid immediately” strategy.
- in the "Modify pending orders" mode, stop loss and take profit in pending orders are not set immediately, but only after the order is triggered and becomes a Buy or Sell order.

__STOP ордера__

Indent first order from the price = 5 - indent of the first stop order in the series from the price (Bid or Ask).

Distance between Stop orders = 5 - the distance in points between stop orders, the minimum distance is equal to the stop level.

__LIMIT ордера__

Indent first order from the price = 15 - the indentation of the first in a series of limit orders from the price (Bid or Ask).

Distance between Limit orders = 10 - the distance in points between limit orders, the minimum distance is equal to the stop level.

Block 4. TRAILING STOP

Mode selected: – the choice of strategy is the trailing stop:

- **Normal** - standard trailing stop, starts trail only when there is profit;
- **Percentage** - when a new level of profit (3 levels in total) is reached, the trade volume will be partially reduced by a fixed percentage;
- **Mobile stop loss** - stop loss follows the price like a trailing stop immediately after the order is opened;
- **Total trailing stop** - by one (average) stop loss closes all open orders in one direction, including losing orders;
- **Disabled** - trailing stop is disabled.

ab	4. TRAILING STOP	
123	Mode selection:	Normal
	Virtual trailing stop	Normal
123	Timeframe for trailing stop:	Percentage
123	Trailing stop by:	Mobile stop loss
		Total trailing stop
		Disabled
1/2	Trailing stop level	20.0
1/2	Step trailing stop	2.0

Virtual trailing stop - virtual (not visible for broker) a trailing stop, for a trader in the lower right corner of the graph displays information about the position of the virtual stop loss.

Timeframe for trailing stop: - choice of the timeframe by which you want to work with trailing stop (except for Points).

	Virtual trailing stop	false
123	Timeframe for trailing stop:	30 Minutes
123	Trailing stop by:	1 Month
		1 Week
123	Trailing stop level	1 Day
123	Step trailing stop	4 Hours
		1 Hour
123	Indent from High/Low and fractals	30 Minutes
123	Level of Volumes	15 Minutes
		5 Minutes
ab	__ Moving Average: __	1 Minute
123	MA Period	current
123	MA Shift	0

Trailing stop by: - selecting the type of trailing stop on the instrument can be 6 positions:

- **Points** - standard trailing stop by points;
- **High/Low** - the High/Low of the previous bar;
- **Fractals** - by fractals;
- **Volumes** - by volumes;
- **Moving Average** - by moving average;
- **Parabolic SAR** - by Parabolic SAR.

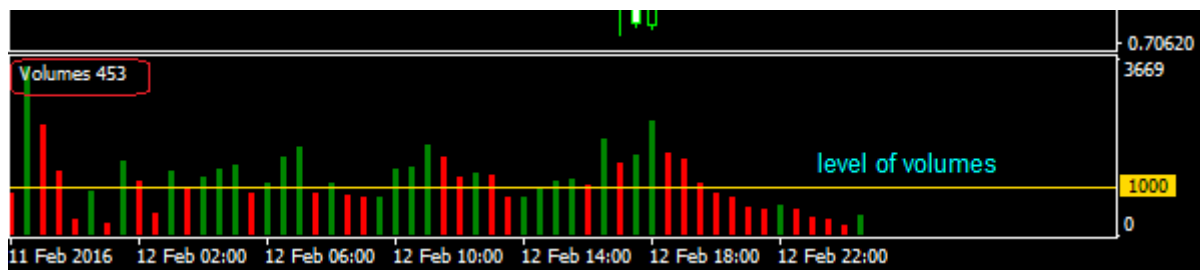
123	Timeframe for trailing stop:	30 Minutes
123	Trailing stop by:	Points
123	Trailing stop level	Parabolic SAR
123	Step trailing stop	Moving Average
		Volumes
123	Indent from High/Low and fractals	Fractals
123	Level of Volumes	High/Low
		Points
ab	__ Moving Average: __	

Trailing stop level = 30 - trailing stop level in points.

Step trailing stop = 2 - step of trailing: if the profit is 30 points, trailing will move a stop-loss to 2 points.

Indent from High/Low and fractals - the distance in points from the stop loss to the maximum or the minimum of the bar or the fractal.

Level of Volumes = 100 - sets the level volumes. Trailing stop is work if columns of a volume histogram are lower than a pre-set level – 100, if the columns are higher than the level, then trailing will be temporarily disabled, until the columns are lower than the pre-set level, for 5-digit brokers automatically increases to 10.



----- Moving Average -----

MA Period - period moving average.

MA Shift - shift moving average.

MA method: - the choice method of calculation of the moving average.

123	MA Period	34
123	MA Shift	0
123	MA method:	Exponential
123	Applied price:	Linear weighted
ab	__ Parabolic SAR: __	Smoothed
1/2	Step	Exponential
1/2	Maximum	Simple
		0.1

Applied price: - choosing price to calculate the moving average.

123	MA method:	Exponential
123	Applied price:	Close price
ab	__ Parabolic SAR: __	Weighted price
1/2	Step	Typical price
1/2	Maximum	Median price
		Low price
ab	__ Trailing by percents: __	High price
123	1_Reduction in the lot on:	Open price
123	1_Take Profit, points	Close price
		20

----- Parabolic SAR -----

Step - step Parabolic SAR.

Maximum - maximum Parabolic SAR.

__ Trailing by percents: __

1_Reduction in the lot on: = 10 % - the choice of the first percentage for a first reduction of lot size.

1_Take Profit, points = 20 - the first Take Profit after which there will be the first partial closure of the position, reducing the volume of the lot by a fixed percentage.

1_Level breakeven, points = 5 - the first level of breakeven before the first partial closing of the position.

2_Reduction in the lot on: = 30 % - the choice of the second percentage for a second reduction of lot size.

2_Take Profit, points = 30 - the second Take Profit after which there will be a second partial closure of the position, reducing the volume of the lot by a fixed percentage.

2_Level breakeven, points = 10 - the second level of breakeven before the second partial closing of the position.

ab	__ Trailing by percents: __	
123	1_Reduction in the lot on:	10 %
123	1_Take Profit, points	90 %
123	1_Level breakeven, points	80 %
ab	----	70 %
		60 %
123	2_Reduction in the lot on:	50 %
123	2_Take Profit, points	40 %
123	2_Level breakeven, points	30 %
ab	----	20 %
		10 %
123	3_Reduction in the lot on:	No %
		80 %

3_Reduction in the lot on: = 80 % - the choice of the third percent for a third reduction of lot size.

3_Take Profit, points = 60 - the third Take Profit after which there will be a third partial closure of the position, reducing the volume of the lot by a fixed percentage.

3_Level breakeven, points = 20 - the third level of breakeven before the third partial closing of the position.

Block 5. TRADE BY TIME

Expert - ForexNewsTrader

About Common Inputs

Variable	Value
ab	__ 5. TRADE BY TIME __
Enable time	false
ab	Start of operation time
ab	End of operation time
Close orders at the end of time	false
ab	* * *
ab	__ 6. OTHER SETTINGS __
Sound alerts modified orders	true

Load Save

OK Отмена Reset

You can set a period of time, during which the Expert Advisor operates. After the set time has passed, the adviser will stop trading and will not open new orders. At the start of the new period of time (usually it is the next day) the Expert Advisor will start its operation again. "End of operation time" can be set without reference to the "Start of operation time".

Enable time = true – the period of time is enabled, false – the period of time is disabled.

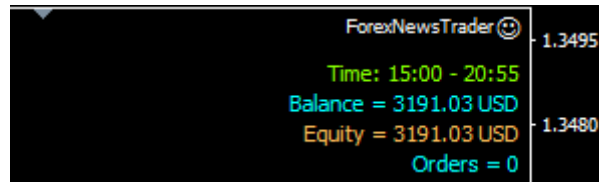
Start of operation time = 00:30 – time, when the Expert Advisor starts to operate, set in hours and minutes.

End of operation time = 23:55 – the time, when the Expert Advisor stops its operation, set in hours and minutes.

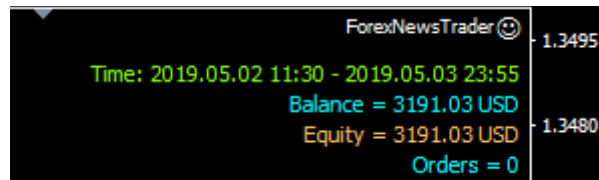
Close orders at the end of time = false, if true, the EA will close all open orders and delete all pending orders on this currency pair at the end of the trading time.

There are several options of how to set the operation time of the Expert Advisor.

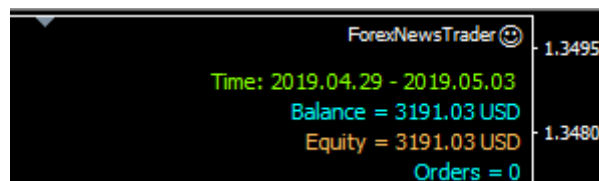
1st option: usual method – the operation time is set in hours and minutes a two-spot (:) between hours and minutes is put.



2nd option: setting up a year, a month, a day, an hour and a minute of start and end of the operation. A point is put between a year and a month, and also between a month and a day, then a space without a point is put, and afterwards a two-spot (:) between an hour and a minute is put.



3rd option: setting up a day of start and a day of end of the operation are set. A year, a month and a day of start and a day of end of the operation are set up in the Expert Advisor's settings. A point is put between a year and a month, but not after a day. The Expert Advisor will start operation at 00:00 and stop operation at 00:00 on the pre-set day.



4th option: time of start and end of operation can be set within the accuracy of one second! A two-spot is put between an hour and a minute, and also between a minute and a second.



In this case we cannot ensure that the Expert Advisor will start and stop its operation within the accuracy of one second: it will largely depend on the quality of quotes arriving from a broker and the quality and the stability of your Internet connection.

Block 6. OTHER SETTINGS

Sound alerts modified orders = true - sound signals are allowed when modifying stop loss orders if false, the sound is muted.

Sound warning before the news = true - the EA in advance before the release of the news will beep. If false, then the sound is disabled.

Minutes to news, give a signal = 15 - how many minutes before the news to signal.

Expert - ForexNewsTrader

About Common Inputs

Variable	Value
6. OTHER SETTINGS	
Sound alerts modified orders	true
Sound warning before the news	true
Minutes to news, give a signal	15
Language:	English
Background:	Light
Show options panel	true
Show hot buttons	true
Server to download:	Server 1
Delete objects, in minutes	1
Test mode, only for tester	true

Load Save

OK Отмена Reset

Language: – switch the language on the info panel can be Russian or English.

Minutes to news, give a signal	15
Language:	English
Background:	English
Show options panel	true
Show hot buttons	true

Load

Background: – selects the color background of the chart Dark1 or Dark2 and Light.

Language:	English
Background:	Light
Show options panel	Light
Show hot buttons	Dark1
Server to download:	Dark2
	Server 1

Load

Show options panel = true - displays textual information about the financial status of the account and currently active commands on the chart, if false, it does not show messages.

Show hot buttons = true - yes, show, false - no, do not show.

Server to download: - select forexfactory servers to download the news calendar file.

- **Server 1** - http://cdn-nfs.faireconomy.media/ff_calendar_thisweek.xml;
- **Server 2** - http://www.forexfactory.com/ff_calendar_thisweek.xml (not working, may 2019).

Delete objects, in minutes = 1 - clears the chart from unnecessary graphical objects (arrows, modified stop-loss and take-profit levels, etc.) in a certain period of time set in minutes passed from the moment, when an object is created.

Test mode, only for tester = true - this function is intended only for the tester, it is necessary to pass the test before publishing the adviser on the mql.com website market. In a real account, this function does not work.

[www. taranus.ru](http://www.taranus.ru)

2019