User Guide · Version 2.35

News With Sessions

Trading sessions, economic news and smart session alerts in one MT5 indicator

The complete manual. Every setting explained with its default value, every object on the chart decoded, and every alert explained: when it is sent, why it is sent and what the message means.



Product News With Sessions for MetaTrader 5

Publisher Crystal AI Systems · Jawad Trader

Covers Session candles · Session boxes · Live timers · Economic news · Smart notifications

MQL5 mql5.com/en/users/jawadtrader22/seller

Contents

01 Introduction
What the indicator does, the layers it draws, what is new in 2.35

02 Installation and first run
Install, attach, five-minute setup, first look

03 Session times and Time Shift
Broker server time, default hours, matching your broker

04 Session candle colouring
Wick colours, body colours, overlap logic

05 Session boxes and the live box
Finished boxes, open boxes, the live session, Days to Draw

06 Session timer labels
The HH:MM:SS countdown in the corner

07 Session-open alerts
Popup or push before a session opens

08 Smart notifications (new in 2.35)
Session Complete, Sweep, Break, once-per-level logic, messages, MetaQuotes ID

09 Economic news
Filters, news lines, countdown, news alerts, the toggle button

10 Max Timeframe and sleep mode
What stops and what keeps running on higher timeframes

11 How the engine works
What runs on each tick and each second, Strategy Tester behaviour

12 Trading playbooks
Four practical ways to use the tool

13 Recommended presets
Ready settings for scalpers, intraday, swing and news traders

14 Troubleshooting
Symptom, cause and fix

15 FAQ
Real questions from users

16 All inputs at a glance
Every setting and its default value on one page

17 Glossary
Every term used in this guide

18 Version history, support and disclaimer

If you only have ten minutes

- **Chapter 2** – attach the indicator and do the five-minute setup.
- **Chapter 3** – check that the session hours match your broker clock. This is the most important step.
- **Chapter 8.12** – connect your phone with a MetaQuotes ID so smart notifications reach you.
- **Chapter 13** – pick the preset that matches your trading style.

> **NOTE**
> All times in this guide are **broker server time**, the clock you see in the Market Watch window of MT5. Default session hours are written for the common broker clock of GMT+2 (winter) / GMT+3 (summer).

CHAPTER 01

Introduction

News With Sessions puts the two things an intraday trader checks all day on one chart: **where we are in the trading day** (which session is open, how long it has left, where its high and low are) and **what news is coming** (which event, which currency, how important, how many minutes away).

Version 2.35 adds a third part: **smart notifications**. The indicator now watches the high and low of each finished session and sends you one short message when a session closes, when price sweeps its high or low, or when a candle closes beyond it. You can leave the chart and still know what happened.

1.1 The layers it draws

Layer	What you see	Chapter
Session candles	Candle wicks coloured by session: Asia London New York Sydney, and Overlap when two sessions are open together	4
Session boxes	A dotted box around the high and low of each finished session, and a solid **LIVE** box for the session that is open now	5
Session timers	`London Close in 01:12:45` in the top-right corner, one line per open session	6
News lines	A vertical line for each economic event, coloured by impact, with name, forecast or actual value and a live countdown	9
Toggle button	**News ON / News OFF** button to hide or show the news layer with one click	9
Alerts	Session-open alerts, news alerts and the new smart session notifications (push and popup)	7, 8, 9

1.2 What is new in version 2.35

- **Smart notifications** with two channels: mobile push and terminal popup.
- **Session Complete**: one-line summary (High, Low, Range in pips) when a session ends.
- **Sweep**: instant message the moment price crosses the previous session high or low.
- **Break**: message only when a candle **closes** beyond the level, on a timeframe you choose (default M15).
- Each level sends **once per session**, so price moving back and forth does not spam your phone.
- Notifications work on any timeframe, even when the chart is in sleep mode, and even when a session's drawing is turned off.

Version 2.34 (the performance build) is also included: the same features with much lower CPU and memory use.

1.3 What it is not

It is an analysis and awareness tool. It does not open trades, it does not predict direction and it does not give buy or sell signals. A sweep or break message tells you that something happened at a key level; the trading decision is yours.

1.4 The chart at a glance

This is a typical M30 chart in the evening, with default settings. Asia and London have finished, New York is the live session and a high-impact US event is coming in a little over an hour.



Figure 1.1 — Every element News With Sessions draws on the chart (numbers match the table below)

#	Element	Meaning
1	Grey wick	Candle outside all enabled sessions
2	Asia box (dotted, blue)	Finished Asia session: dotted rectangle from its high to its low
3	London box (dotted, purple)	Finished London session
4	Gold wick	Overlap: two or more sessions open at the same time (here Asia + London)
5	Solid green box with `NY LIVE`	The live session. It grows with every new high or low and ends at the current time
6	`NY Close in 03:14:22`	Session timer: time left until New York closes
7	Grey dotted line	A past news event. After release the label shows the actual value (`Act:`)
8	Red dotted line + countdown	A coming high-impact event, its forecast (`FC:`) and a live countdown
9	**News ON** button	Hides or shows all news lines with one click

KEY POINT

You do not need all layers at once. Sessions and news are independent: you can turn off sessions you do not trade, hide news with the button, or use only the notifications on a higher timeframe.

CHAPTER 02

Installation and first run

2.1 Install

1. Buy or rent **News With Sessions** on the MQL5 Market from inside MT5 (**Toolbox → Market**) or from the website. It installs automatically into `Indicators\Market`.
2. Open the **Navigator** (Ctrl+N), expand **Indicators → Market**.
3. Drag **News With Sessions** onto a chart, for example EURUSD M15.
4. In the **Inputs** tab, change what you need (see the table below) and press **OK**.

> **NOTE**
> The indicator reads the built-in MT5 economic calendar. No WebRequest, DLL or external URL is needed, so there is nothing to allow in **Tools → Options → Expert Advisors**.

2.2 Five-minute setup

Step	Setting	What to do
1	Session hours	Check your broker clock (Chapter 3). If your broker is not GMT+2/GMT+3, set **Time Shift**.
2	Sessions	Turn off the sessions you never trade (Enable Asia / London / New York / Sydney).
3	Max Timeframe	Default H1. The chart drawing sleeps above this timeframe. Raise it to H4 if you want sessions on H4.
4	News filter	Keep **Filter by Symbol Currencies** = true for forex pairs. For indices and crypto see Chapter 9.
5	Notifications	Connect your phone (Chapter 8.12). Then choose which session events you want (Chapter 8.5).
6	Save	Press **Save** in the Inputs tab to keep your settings as a `.set` file for other charts.

2.3 What you should see in the first minute

- Candles for the last 3 days are recoloured by session (wick colour).
- Dotted boxes around finished sessions, and a solid box with `LIVE` if a session is open now.
- The **News ON** button in the top-right corner, and session timer labels under it.
- Vertical news lines for yesterday, today and the next five days (for the two currencies of the symbol).

> **TIP**
> If news lines do not appear immediately, wait up to 5 minutes. On the first start after opening MT5, the terminal may still be downloading calendar data. The indicator tries again automatically.

2.4 Removing and resetting

Remove it from **Charts → Indicators List** (Ctrl+I). All of its objects are deleted with it: session objects start with `Sess_` and news objects with `CNF_`. Objects from your other tools are not touched.

The News ON/OFF state is remembered per symbol in a terminal global variable named `CrystalState_<symbol>`. To reset it, press F3 and delete that variable.

2.5 Map of the input groups

The Inputs tab is long, but it is ordered in blocks. This map tells you where each block is explained.

Input group (as shown in MT5)	What it contains	Chapter
Session: Candle Mode	Candle Style	4
Session: Colors	Bull / Bear body colour, Overlap colour	4
Session: Time Settings	Time Mode, Time Shift	3
Session: Asia / London / New York / Sydney	Enable, Open, Close, Color for each session	3, 5
Session: Alerts	Popup / Push on session open, minutes before	7
Notifications: Channels	Push, Popup, Break Confirm Timeframe	8
Notifications: Asia / London / New York / Sydney	Session Complete, High/Low Break, High/Low Sweep for each session	8
Session: Timer Label	Show Live Timer	6
Common Settings	Max Timeframe	10
Session: Performance	Days to Draw	5
News: Filters	Currency filter, High / Medium / Low impact, Past events	9
News: Alerts	Popup / Push before news, minutes before	9
News: Visuals	News lines, font size, toggle button, impact colours	9

2.6 Settings that change things you cannot see

Some inputs only have an effect in a certain situation. Users sometimes change them and report that "nothing happened". This table lists them so you know what to expect.

Input	Has an effect only when
Time Shift	Time Mode = **Auto Broker Time**. In Manual mode it is ignored.
Bull / Bear Body Color, Overlap Color	Candle Style = **Color by Session**.
Break Confirm Timeframe	At least one **High/Low Break** toggle is ON.
Push / Popup (Notifications)	At least one Complete / Break / Sweep toggle is ON. Not in the Strategy Tester.
Minutes Before Session	Popup or Push on Session Open is ON. Value 0 means no alert is sent.
Show Past Events	Show News Lines = true.
High / Medium / Low impact colours	Show News Lines = true and the event is in the future (past lines are always grey).
All drawing inputs	Chart timeframe is at or below **Max Timeframe**.

> **WARNING**
> Session hours are text in the format `HH:MM` (24-hour clock), for example `08:30`. A wrong format such as `8.30` or `8:30 AM` is read as 00:00 and the session will be drawn at the wrong time.

CHAPTER 03

Session times and Time Shift

Everything in this indicator is based on the **broker server time**: the clock shown in Market Watch and on the chart's time axis. Session hours, boxes, timers and notifications all use this clock. Your computer's local time is never used for sessions.

3.1 Default session hours

Session	Enabled	Open	Close	Colour	Same time in GMT (winter)
Asia	Yes	02:00	11:00	Asia	00:00 – 09:00
London	Yes	10:00	19:00	London	08:00 – 17:00
New York	Yes	15:00	24:00	New York	13:00 – 22:00
Sydney	No	00:00	08:00	Sydney	22:00 – 06:00

The defaults are made for brokers whose server clock is **GMT+2 in winter and GMT+3 in summer** (the "New York close" clock used by many MT5 brokers). On this clock the trading day starts at 00:00 when New York closes, so the hours stay correct all year without changes.

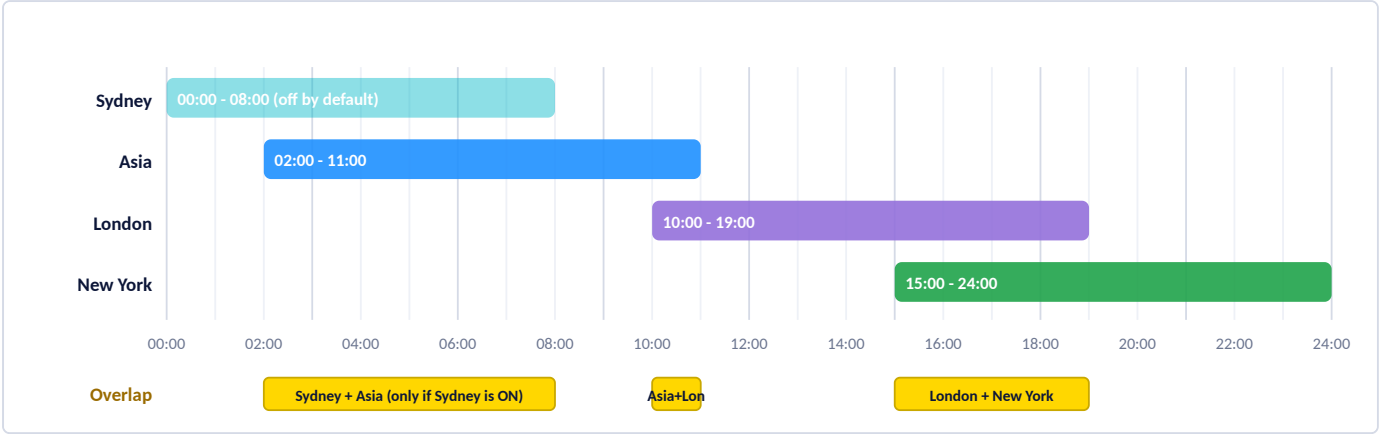

Figure 3.1 — Default sessions on the broker clock. Gold bars show where two sessions overlap and candle wicks turn gold.

3.2 Session hours rules

- Format is `HH:MM`, 24-hour clock. `24:00` is allowed and means midnight at the end of the day.
- A session may cross midnight: Open `22:00`, Close `06:00` works correctly.
- Open is included, Close is not. A session 10:00–19:00 contains the 18:59 candle but not the 19:00 candle.
- You can use any of the four slots for any time window, for example a "Frankfurt" or "killzone" window in the Sydney slot. The label on the chart keeps the slot's name.

3.3 Time Mode and Time Shift

Setting	Default	What it does
Time Mode	Auto Broker Time	**Auto Broker Time**: session hours + Time Shift. **Manual Custom Time**: session hours are used exactly as typed, Time Shift is ignored.
Time Shift (HH:MM)	00:00	Moves **all** sessions by the same amount. `01:00` = one hour later, `-01:00` = one hour earlier. Also moves timers, alerts and notifications.

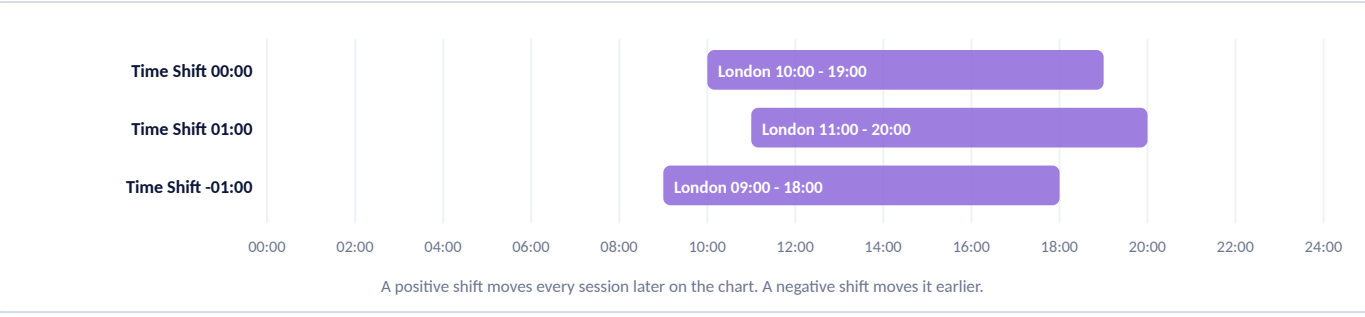

Figure 3.2 — Time Shift moves every session window by the same amount

> **NOTE**
> Neither mode reads your broker's GMT offset by itself. Both modes use the broker server clock. The difference is only whether Time Shift is applied. Use **Auto + Time Shift** to move the default hours in one step; use **Manual** if you prefer to type every session hour yourself.

3.4 Find the right Time Shift for your broker

1. Look at the time in **Market Watch**. Compare it with the current GMT/UTC time from any world clock.
2. The difference is your broker offset, for example GMT+2.
3. Use the table below (values for the winter months).

Broker server clock	Time Shift for default hours	Example: London opens at
GMT+2 winter / GMT+3 summer	`00:00` (no change)	10:00 on the chart
GMT+0 (fixed)	`-02:00`	08:00 on the chart
GMT+1	`-01:00`	09:00 on the chart
GMT+3 (fixed, all year)	`01:00`	11:00 on the chart

> **DAYLIGHT SAVING**
> If your broker clock does **not** follow daylight saving time, the sessions move by one hour twice a year (March and November). Check the London open on the chart after each clock change and adjust Time Shift if needed.

> **TIP**
> Quick test: on EURUSD M5, the strongest volume spike of the morning is usually the London open. If your London box starts one hour before or after that spike, your Time Shift is off by one hour.

CHAPTER 04

Session candle colouring

In **Color by Session** mode the indicator draws its own candles over the chart's candles. The **wick and outline** take the colour of the session the candle belongs to. The **body** shows direction: Bull Body Color for up candles, Bear Body Color for down candles. This way you see the session and the direction of every candle at the same time.



Figure 4.1 — How a candle is coloured. The wick tells you the session, the body tells you the direction.

4.1 Settings

Setting	Default	What it does
Candle Style	Color by Session	**Color by Session**: recolour candles. **Default Candles**: leave the chart's own candles; boxes, timers and news still work.
Bull Body Color	White	Body colour when close ≥ open.
Bear Body Color	DimGray	Body colour when close < open.
Overlap Color	Gold	Wick colour when two or more enabled sessions are open at the same time.
Color (each session)	see 5.2	Wick colour for that session. The same colour is used for its box, label and timer.

4.2 How the colour is chosen

Enabled sessions open at the candle's time	Wick colour
None	Grey
Exactly one	That session's colour
Two or more	Overlap Color (gold)

- Only **enabled** sessions count. If you turn Asia off, the Asia + London hour becomes a normal London candle.
- The candle's **open time** decides. On H1, the 10:00 candle belongs to London even if Asia closes at 11:00, so it is an overlap candle.
- Only candles of the last **Days to Draw** days are recoloured (default 3). Older candles stay as the chart draws them.

CHAPTER 05

Session boxes and the live box

Every session gets a box from its open time to its close time, from its highest high to its lowest low. These boxes show you the ranges and liquidity levels that most intraday traders watch: the Asia range, the London high and low, the New York range.

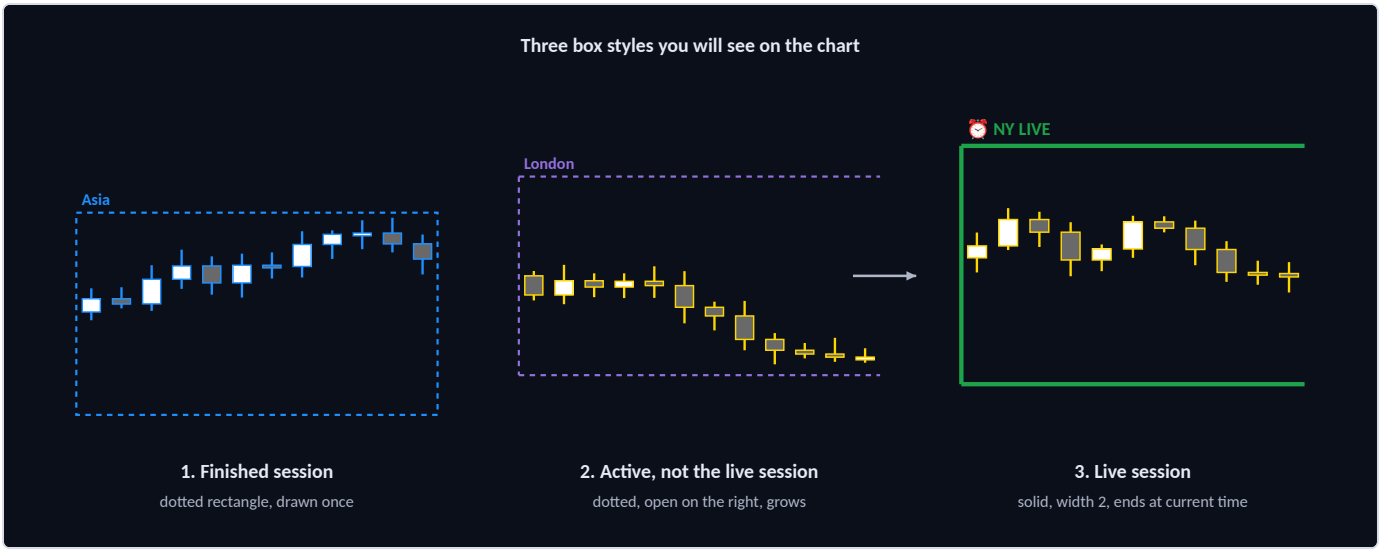

Figure 5.1 — The three box styles: finished session, open session that is not the live one, and the live session

Style	When	How it looks
Finished box	The session is over	Dotted rectangle, not filled, drawn in the background, name label at the top-left. Drawn once and then left alone.
Open box (not live)	The session is open, but another open session is the live one (overlap)	Dotted top, bottom and left lines. The right side is open and the box grows until the session ends.
Live box	The session that is open now	Solid lines, width 2, with the label `⏰ London LIVE`. Top and bottom move with every new high or low; the right end follows the current time.

5.1 Which session is "live" during an overlap?

Only one session can have the live box. When two sessions are open together, the one **later in the list** Asia → London → New York → Sydney becomes the live one. So during 10:00–11:00 the live box is London (Asia gets the open dotted box) and during 15:00–19:00 the live box is New York (London gets the open dotted box).

Time (default hours)	Open sessions	Live box (solid)	Open dotted box
02:00 – 10:00	Asia	Asia	–
10:00 – 11:00	Asia + London	London	Asia
11:00 – 15:00	London	London	–
15:00 – 19:00	London + New York	New York	London
19:00 – 24:00	New York	New York	–
00:00 – 02:00	none (Sydney is off)	–	–

5.2 Session inputs

Each of the four sessions has the same four inputs.

Setting	Asia	London	New York	Sydney	What it does
Enable ... Session	true	true	true	false	Draws the session (candles, box, timer) and enables its open alert.
Open (HH:MM)	02:00	10:00	15:00	00:00	Session start, broker time.
Close (HH:MM)	11:00	19:00	24:00	08:00	Session end, broker time.
Color	DodgerBlue	MediumPurple	Green	Cyan	Wick, box, label and timer colour.

> **NOTE**
> **Enable** only controls drawing and the session-open alert. Smart notifications for a session (Chapter 8) have their own toggles and keep working even when the session is not drawn.

5.3 Days to Draw

Setting	Default	What it does
Days to Draw	3	How many days back candles are coloured and boxes are drawn.

Value	Effect	When to use it
1	Only today. Very clean chart, lowest CPU.	Scalping on M1–M5, many charts open, VPS.
2–3	Today plus one or two previous days (default).	Most intraday traders: you see yesterday's ranges for context.
5	About one trading week.	Weekly range study on M15–H1.
10+	Many boxes. More objects and more work at start.	Only for review and screenshots, not for live trading.

- Days are counted back from today on the calendar. Saturday and Sunday are skipped, so on a Monday with value 3 you see Monday and Friday.
- Candle colouring uses the same window: candles older than Days to Draw keep their normal colours.
- Finished boxes are remembered and never recalculated, so a larger value costs CPU only once at start.

> **BOX ON HIGHER TIMEFRAMES**
> The finished box uses the highs and lows of the chart's own candles. On H1 or H4 a candle can start inside the session and end after it, so the box can be a little taller than the exact session range. For exact values use M15 or lower, or read the **Session Complete** message, which always uses M1 data (Chapter 8.8).

> **KEY POINT**
> The Asia box of today is the most watched box in this indicator. London often runs the Asia high or low in its first hours. Keep Asia enabled even if you do not trade the Asian session, and combine it with the Asia Sweep notification (Chapter 8).

CHAPTER 06

Session timer labels

For every session that is open right now, the indicator shows how much time is left until it closes. The labels sit in the top-right corner of the chart, under the News button, and stay in place when you scroll or zoom.

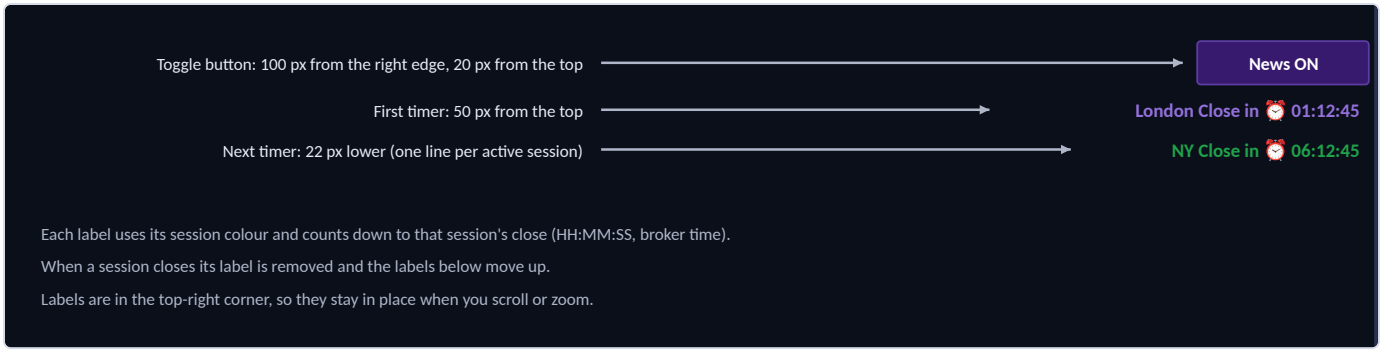

Figure 6.1 — Timer labels during the London + New York overlap

Setting	Default	What it does
Show Live Timer (HH:MM:SS)	true	Shows the countdown labels. Set false to hide them; everything else keeps working.

6.1 How the timer behaves

Situation	What you see
One session open	One label, for example `Asia Close in ⏰ 04:20:11`
Overlap	One label per open session, stacked from top to bottom in the order Asia, London, New York, Sydney
No session open	No label
Session crosses midnight	Counts correctly to the close time on the next day
Chart above Max Timeframe	Labels are removed (sleep mode, Chapter 10)
Strategy Tester	Labels are not shown

- The timer updates once per second from the terminal timer, so it keeps counting even when no ticks arrive.
- It counts to the close time of the session on the broker clock, including your Time Shift.
- If you delete a label by hand, it is created again within 10 seconds.

> **TIP**
> Use the timer to manage open trades at session end. Many intraday traders reduce or close positions in the last 30–60 minutes of London, when liquidity drops and spreads can widen.

CHAPTER 07

Session-open alerts

A simple reminder a few minutes before a session opens, so you are at the screen for the open.

Setting	Default	What it does
Popup on Session Open	true	Shows a terminal Alert window with sound.
Push on Session Open	false	Sends a push message to your phone (needs MetaQuotes ID, Chapter 8.12).
Minutes Before Session	1	How many minutes before the open the alert is sent.

7.1 Message

`⏰London Session in 1 min!`

7.2 Minutes Before Session

Value	Effect	When to use it
0	No alert is ever sent (the alert window has zero length).	Use this, or turn both channels off, to disable session-open alerts.
1–5	Short warning just before the open (default 1).	You are near the screen and only need a nudge.
15–30	Early warning.	You want time to open the terminal, mark levels and read the news before the open.

7.3 Rules

- Sent once per session per day, only for **enabled** sessions.
- The check runs when a tick arrives, so on a very quiet market the alert comes with the first tick inside the alert window.
- Not sent when the chart is above Max Timeframe (sleep mode). Smart notifications in Chapter 8 do not have this limit.
- These alerts use their own Popup/Push inputs. They are **not** controlled by the Notifications: Channels inputs.

> **NOTE**
> Every chart with the indicator sends its own session-open alert. If you have the indicator on five charts, you get five alerts at the London open. Turn session-open alerts on for one chart only, and off on the others.

> **WARNING**
> Popup alerts and push messages only work while MT5 is running and connected. If your computer sleeps, nothing is sent. Use a VPS if you need alerts 24 hours a day.

CHAPTER 08

Smart notifications (new in 2.35)

Smart notifications watch the **high and low of the last finished session** for each of the four sessions, and tell you when something important happens at those levels. You do not need to look at the chart; the message tells you the symbol, the session, the level and the price in one line.

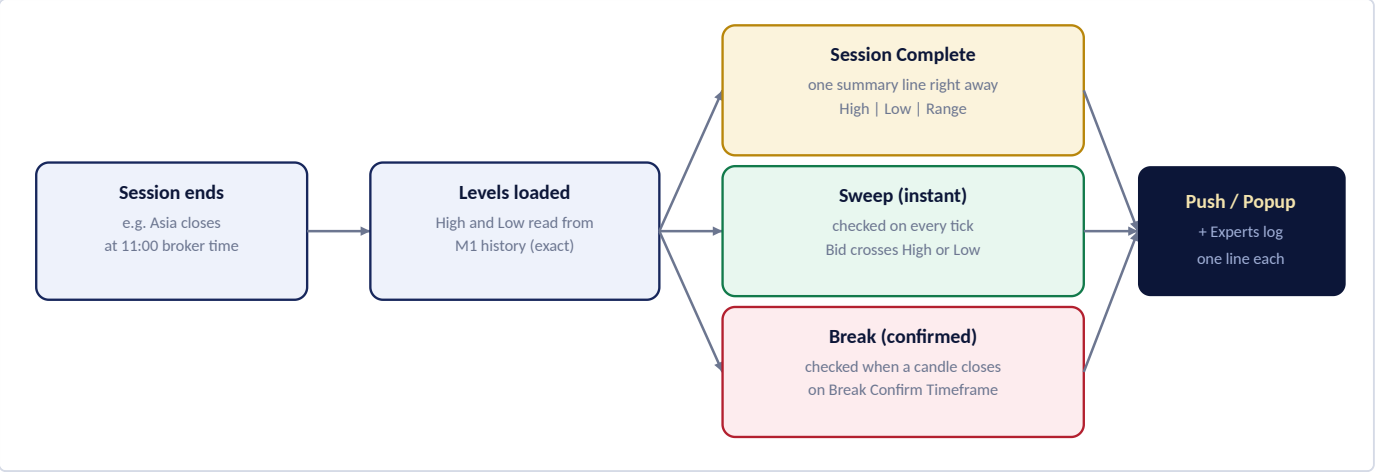

Figure 8.1 — How a smart notification is produced

8.1 The three event types

Event	Trigger	Speed	Typical use
Session Complete	A session has just ended	Within seconds after the close time	Daily record of each range; mark levels before the next session.
High / Low Sweep	Bid price goes above the session high or below the session low	Instant, on the tick	Liquidity grabs, stop hunts, Judas swing, first touch of a level.
High / Low Break	A candle on the Break Confirm Timeframe **closes** above the high or below the low	At the close of that candle	Confirmed breakouts, acceptance outside the range.

8.2 What you get out of the box

With default settings only **one** rule is on: **Asia High/Low Sweep**, sent as a **push** message. This is the single most useful alert for most intraday traders: you hear about it when London or New York takes out the Asia high or low. All other rules are off until you turn them on.

> **KEY POINT**
> Smart notifications are independent from everything else on the chart. They work on any timeframe (even D1 in sleep mode), when a session's drawing is turned off, and when the News button is OFF. Only the Strategy Tester disables them.

> **NOTE**
> The older alerts (Session-open in Chapter 7, News alerts in Chapter 9) keep their own Popup/Push inputs. The Notifications: Channels inputs control only the smart notifications.

8.3 Notifications: Channels

Setting	Default	What it does
Send Push Notification (mobile)	true	Sends each message to the MT5 app on your phone. Needs a MetaQuotes ID (8.12).
Show Popup Alert	false	Shows each message in the terminal Alert window with sound.
Break Confirm Timeframe (candle close)	M15	The timeframe whose candle close confirms a Break. Independent of the chart timeframe.

Push	Popup	Result
ON	OFF	Phone only (default). Best when you are away from the screen.
ON	ON	Phone and terminal. Best when you trade at the desk but also want a record on the phone.
OFF	ON	Terminal only. Good for testing your rules before you connect a phone.
OFF	OFF	Smart notifications are completely off, even if session toggles are ON.

Every message is also written to the **Experts** tab of the Toolbox, so you always have a log of what was sent and when.

8.4 Break Confirm Timeframe

Value	Effect	When to use it
M1 – M5	Fast confirmation. More breaks, including small pushes that fail soon after.	Scalping, when you want to know about any close beyond the level.
M15 (default)	Good balance: a 15-minute close beyond the level shows real acceptance.	Most intraday traders, ICT/SMC users.
M30 – H1	Slow, very selective. Only strong moves are confirmed.	Swing traders, or when you only want the big breaks.
Current	Uses the chart's own timeframe.	If you want the confirmation to match the chart you trade on.

- Only candles that **close after the session has ended** are checked. A candle that closed inside the session cannot create a Break.
- The close is checked when the next candle on that timeframe opens, so the message arrives at the first tick after the candle closes.
- Break and Sweep are separate: a sweep usually comes first, and the break only if a candle closes beyond the level.

> **PUSH LIMIT**
> The push service of MetaQuotes limits how many messages a terminal may send. The indicator therefore sends **at most one push per second** and queues the rest. Popups are shown at once. If you turn on every rule for every session on many charts, messages can arrive a few seconds late.

8.5 Per-session toggles

Each session has three toggles in its own Notifications block. Turn on only what you will act on. The toggles use the session hours and Time Shift from Chapter 3, but not the **Enable ... Session** input, so a hidden session can still send notifications.

Session	Session Complete	High/Low Break	High/Low Sweep
Asia	false	false	**true**
London	false	false	false
New York	false	false	false
Sydney	false	false	false

Session Complete sends one summary line; Break and Sweep send one message for the high and one for the low. So one session can send at most **5 messages** per day for one symbol: 1 summary + 2 sweeps + 2 breaks.

8.6 Suggested combinations

You trade...	Turn on	Why
London open (ICT / SMC)	Asia: Sweep (+ Break)	London often takes the Asia high or low first. Sweep tells you the grab happened; Break tells you it continued.
New York session	London: Sweep + Break, Asia: Complete off	NY reacts to the London high and low.
Breakouts only	Break for the session you trade, Sweep off	You only want confirmed closes, not wicks.
Daily journal	Complete for all sessions	A clean record of every range on your phone.
Sydney/Asia traders	Sydney: Complete + Sweep	Sydney range as the first reference of the day (turn on the Sydney session times if you use them).

8.7 Example: one day of messages (Preset B, EURUSD)

Broker time	Message on your phone	What happened
09:40	`EURUSD | Asia Low Swept | Level 1.08210 | Price 1.08208`	Yesterday's Asia low taken early in the day
11:00	`EURUSD | Asia Session Closed | High 1.08745 | Low 1.08150 | Range 59.5 pips`	Today's Asia range is final; new Asia levels are now watched
11:22	`EURUSD | Asia High Swept | Level 1.08745 | Price 1.08746`	London takes the Asia high
11:30	`EURUSD | Asia High Break | M15 Close 1.08790 above 1.08745`	The 11:15 M15 candle closed above the Asia high
19:00	`EURUSD | London Session Closed | High 1.09120 | Low 1.08530 | Range 59.0 pips`	London range is final
20:05	`EURUSD | London Low Swept | Level 1.08530 | Price 1.08528`	New York trades below the London low

8.8 Session Complete in detail

When a session's close time passes, the indicator reads the exact high and low of the whole session from **M1 history** (not from the chart's timeframe, so the values are the same on M1 and on H4). It then sends:

```
EURUSD | London Session Closed | High 1.08745 | Low 1.08210 | Range 53.5 pips
```

- **High / Low** use the symbol's digits.
- **Range** is in pips for 5-digit and 3-digit symbols (1 pip = 10 points). For other symbols it is in points.
- These same High and Low become the levels watched for Sweep and Break (8.9).

When is the summary not sent?

The summary is meant to be news, not history. It is skipped (the levels are still loaded silently) in these cases:

Situation	Summary	Levels loaded
You attach the indicator, restart MT5 or change the chart timeframe	Not sent	Yes, from the last finished session
MT5 was closed when the session ended and opened more than 1 hour later	Not sent	Yes
The last session had no candles (weekend or holiday)	Not sent	Yes, from the last day that had trading (up to 7 days back)
M1 history not loaded yet	Waits, retries every 10 seconds	When data is ready

> **MONDAYS**
> On Monday morning, before the Monday Asia session ends, the Asia levels come from **Friday's** Asia session. Sunday has no candles, so it is skipped.

No repeat alerts after a restart

When the indicator loads levels silently, it also checks the price history from the session end until now. If a level was already swept or broken while the indicator was not running, it is marked as done. You will not get a late message for something that happened hours ago, and switching the timeframe does not send the same alerts again.

> **BOX VS MESSAGE**
> The Session Complete High/Low can differ slightly from the box on an H1 or H4 chart. The message uses exact M1 data; the box uses the chart's own candles, which can extend past the session close. The message and the watched levels are always the exact values.

> **KEY POINT**
> Want a summary for every session? Keep MT5 running on a VPS. The summary is sent only when the indicator is running at the moment the session ends.

8.9 Sweep and Break

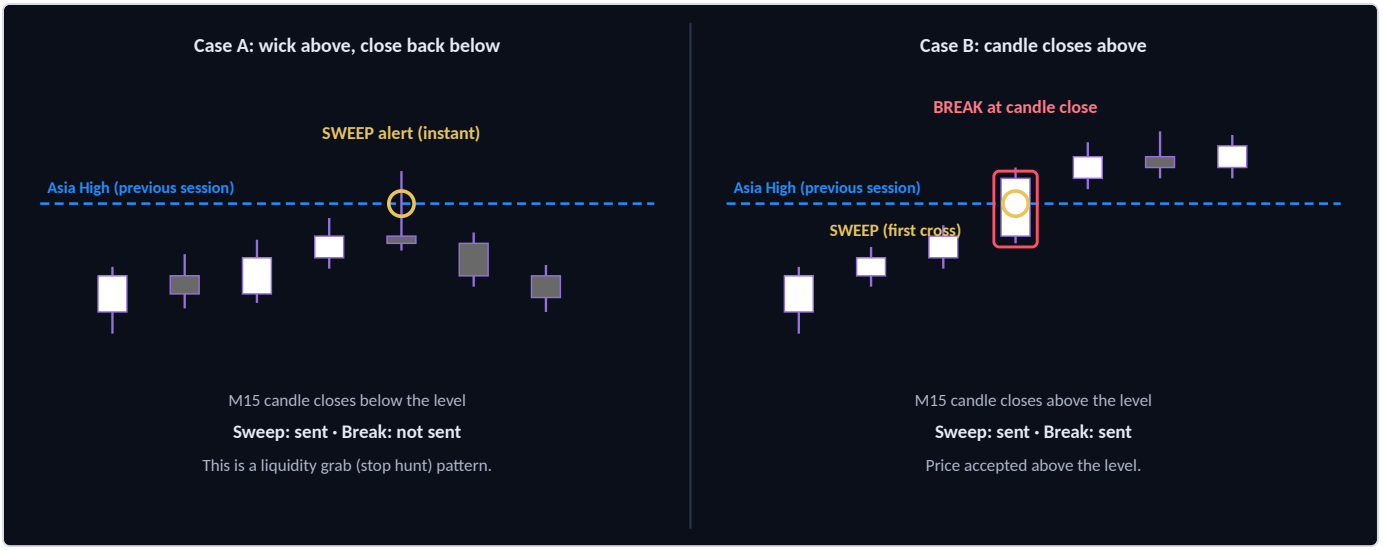

Figure 8.2 — Sweep is the first cross. Break needs a candle close beyond the level on the Break Confirm Timeframe.

	Sweep	Break
Checks	The current **Bid** on every tick	The **close** of the last finished candle on Break Confirm Timeframe
High fires when	Bid > session high	Close > session high
Low fires when	Bid < session low	Close < session low
Timing	Instant	When the candle closes (e.g. every 15 minutes on M15)
Wick only above the level	Yes, sends	No
Works in sleep mode	Yes	Yes

What a sweep and a break mean

A **sweep** means price reached beyond the level. Stop orders above a high (or below a low) are often filled there, which is why traders call it a liquidity grab. What happens next is the important part: if price comes back inside the range, the sweep may be a reversal signal; if a candle closes beyond the level, the **break** message follows and price has been accepted outside the range.

Which one should I turn on?

Your idea	Turn on	Why
Reversal after a liquidity grab	Sweep (+ Break as a warning)	Sweep tells you the grab started; a Break afterwards tells you the reversal idea failed.
Breakout and continuation	Break	Only closes beyond the level count; wicks are ignored.
Just keep me informed	Sweep only	Fewest messages, fastest information.
Full picture	Complete + Sweep + Break	Up to 5 messages per session; best on one chart per symbol.

> **NOTE**
> Sweep uses the Bid price, the same price the chart candles are built from. A level touched exactly (Bid equal to the high) is not a sweep; price must go beyond it by at least one point.

8.10 Once per level, once per session

Each of the four levels (sweep high, sweep low, break high, break low) can send **one** message per session. When price moves back and forth around a level, you get the first event only.

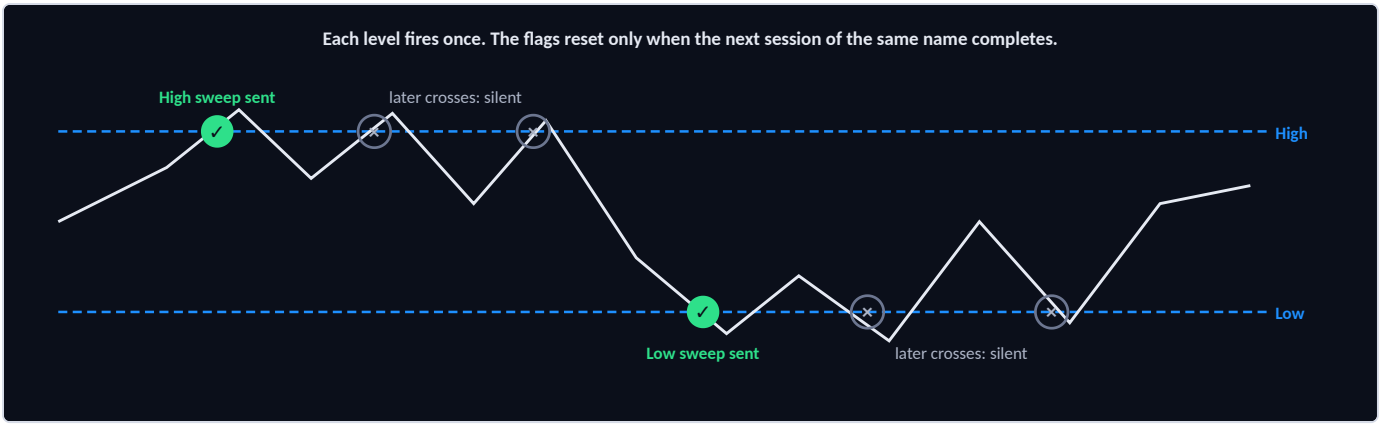

Figure 8.3 — Later crosses of the same level are silent

The flags reset when the **next** session of the same name completes and new levels are loaded.

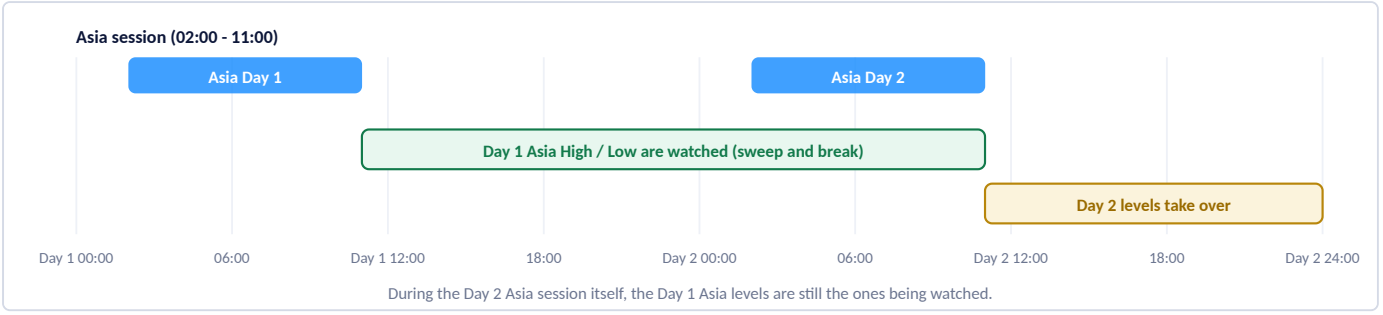

Figure 8.4 — How long a set of levels is watched

Question	Answer
Which Asia high is watched during the Asia session itself?	Yesterday's (the last **finished** Asia). Today's Asia levels are used only after today's Asia session closes.
Can high and low both fire on the same day?	Yes. Each level is independent.
Do two charts of the same symbol send twice?	Yes. Each chart runs its own copy. Put notification rules on one chart per symbol.
Do EURUSD and GBPUSD share levels?	No. Every symbol uses its own prices.
I changed a setting. Will old alerts come again?	No. Changing inputs reloads the indicator silently and marks levels that were already hit.
My internet dropped for 10 minutes. What happens?	When ticks come back, the sweep check runs again. If price is still beyond the level you get the sweep at once. If it went beyond and came back during the outage, that sweep is missed.
Does Sweep depend on the chart timeframe?	No. It uses the live Bid price, so it is the same on M1 and on D1.

8.11 Message reference

All smart messages have one line with parts separated by `|`. They start with the symbol, so you can read them on the phone lock screen without opening anything.

Event	Format and example
Session Complete	`SYMBOL | Session Session Closed | High H | Low L | Range R pips` `EURUSD | Asia Session Closed | High 1.08745 | Low 1.08210 | Range 53.5 pips`
High Sweep	`EURUSD | Asia High Swept | Level 1.08745 | Price 1.08747`
Low Sweep	`GBPUSD | London Low Swept | Level 1.26410 | Price 1.26408`
High Break	`EURUSD | Asia High Break | M15 Close 1.08790 above 1.08745`
Low Break	`XAUUSD | NY Low Break | M15 Close 2318.40 below 2320.15`



Figure 8.5 — Smart notifications on the MetaTrader 5 mobile app

Part	Meaning
Level	The session high or low being watched
Price	Bid at the moment of the sweep
M15 Close	Close of the confirming candle, with its timeframe name
Session names	Asia, London, NY, Sydney

8.12 Connect your phone (MetaQuotes ID)

Push messages go from your MT5 terminal to the MetaTrader 5 app on your phone through the free MetaQuotes push service. You set this up once per terminal.

Step	Where	What to do
1	Phone	Install **MetaTrader 5** from the App Store or Google Play.
2	Phone app	Open **Settings** (iOS) or **Messages / Settings** (Android) and find your **MetaQuotes ID** (8 characters, for example `1A2B3C4D`).
3	Desktop MT5	Open **Tools → Options → Notifications**.
4	Desktop MT5	Tick **Enable Push Notifications** and type your MetaQuotes ID. You can add several IDs separated by commas.
5	Desktop MT5	Press **Test**. A test message should reach your phone within seconds. Press **OK**.
6	Indicator inputs	Keep **Send Push Notification (mobile)** = true and turn on the session rules you want.

> **NOTE**
> If Push is ON in the indicator but push is not enabled in the terminal, the indicator writes this line in the Experts tab when it starts: *Push is ON but terminal push is disabled. Enable it in Tools > Options > Notifications (MetaQuotes ID).*

Checklist when push does not arrive

- Press **Test** in Tools → Options → Notifications. If the test fails, the problem is the ID or the phone, not the indicator.
- On the phone, allow notifications for the MetaTrader 5 app in the system settings, and turn off battery saving for it.
- Look at the Experts tab. Every message is printed there. If you see `push failed, error ...`, the terminal could not send it (usually no internet or the limit was reached).
- Make sure the rule is ON for that session and that the event really happened (the Experts log shows the line).
- Remember: no notifications are sent in the Strategy Tester.

> **KEY POINT**
> For 24-hour notifications run MT5 on a VPS. The indicator is light (see Chapter 11), so a small VPS can run it on many charts.

CHAPTER 09

Economic news

News comes from the **economic calendar built into MetaTrader 5** (the Calendar tab in the Toolbox). The indicator loads events from the start of yesterday to five days ahead, filters them, and draws a vertical line at the time of each event.

9.1 Filters

Setting	Default	What it does
Filter by Symbol Currencies	true	Shows only events of the symbol's two currencies, read from the first 3 and the next 3 letters of the symbol name.
Show High Impact	true	Events marked high importance in the MT5 calendar.
Show Medium Impact	true	Events marked moderate importance.
Show Low Impact	false	Low importance events and events without importance.
Show Past Events	true	Keeps lines of events that already happened (drawn grey).

9.2 How the currency filter reads your symbol

Symbol	Currencies used	Result
EURUSD, EURUSD.m, EURUSDpro	EUR and USD	Correct. Suffixes after the 6th letter are ignored.
XAUUSD	XAU and USD	USD news shown (there is no XAU news). Correct for gold.
GBPJPY	GBP and JPY	Correct.
US30, NAS100, GER40	Not a currency pair	No news shown. Set the filter to **false** to see all currencies.
BTCUSD	BTC and USD	USD news shown.
#EURUSD (prefix)	#EU and RUS	No news. Set the filter to false, or keep high impact only.

> **TIP**
> For indices with filter = false, turn off Medium and Low impact. You will then see only high impact events of all countries, which keeps the chart readable.

9.3 Impact mapping

MT5 calendar importance	Indicator impact	Line colour (default)
High	High	**Red**
Moderate	Medium	**Gold**
Low / None	Low	**Silver**

9.4 Reading a news line

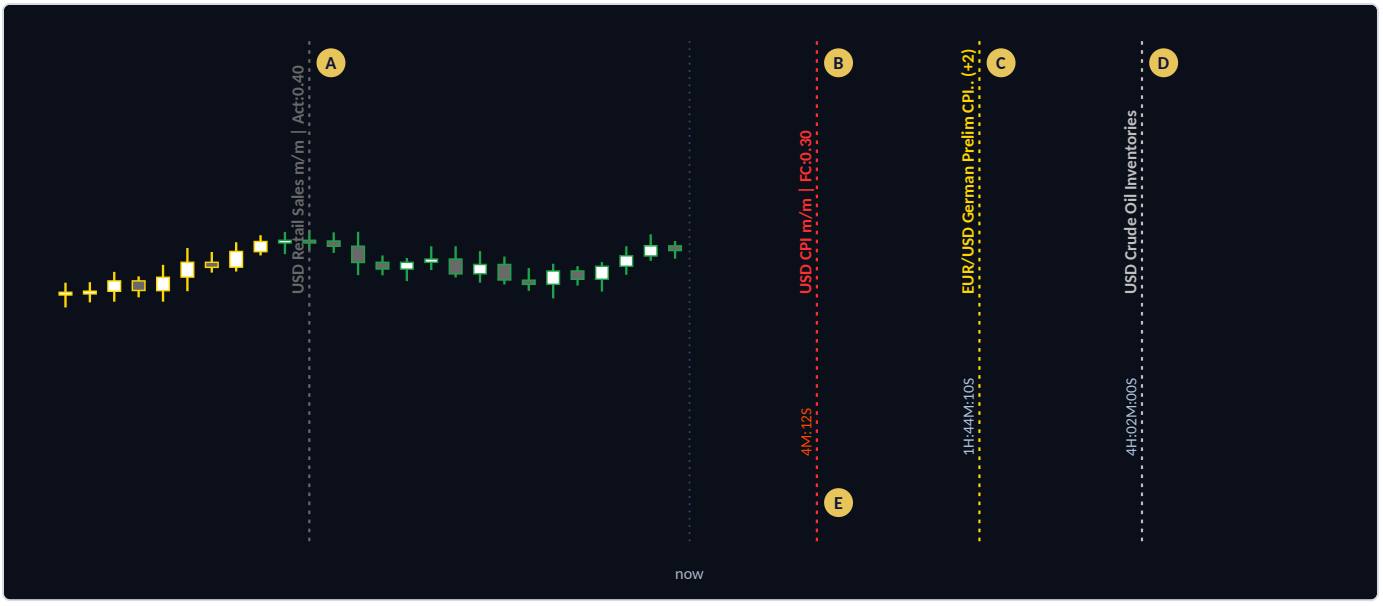

Figure 9.1 — News lines on the chart: past, near, medium-impact group and low-impact

#	What you see	Meaning
A	Grey line, `USD Retail Sales m/m | Act:0.40`	Past event. After release the label shows the actual value.
B	Red line, `USD CPI m/m | FC:0.30`	Coming high-impact event with its forecast.
C	Gold line, `EUR/USD German Prelim CPI.. (+2)`	Several events at the same minute. The most important one is named; `(+2)` means two more events at that time.
D	Silver line	Low-impact event (only if Show Low Impact = true).
E	Countdown `4M:12S`	Time left to the event. It updates every second and changes colour as the event comes closer.

- The name label is written vertically in the middle of the chart height; the countdown sits lower on the same line. Both move when you zoom the price scale.
- The value shown is `Act:` once the actual number is published, otherwise `FC:` if a forecast exists. A value of 0 is not shown.
- When the event is released or its time passes, the countdown disappears and the line turns grey.

9.5 Shorter event names

Long names are shortened so labels stay readable. Names longer than 22 characters are cut and end with `..`.

Calendar name	Shown as
Nonfarm Payrolls / Non-Farm Employment Change	NFP
Consumer Price Index	CPI
Gross Domestic Product	GDP
Interest Rate Decision	Rate Dec.
Unemployment Rate	Unemp
Purchasing Managers / Manufacturing / Services	PMI / Mfg / Svc

9.6 Countdown colours



Figure 9.2 — Countdown colour by time left

9.7 News visuals

Setting	Default	What it does
Show News Lines	true	Draws lines, labels and countdowns. If false, nothing is drawn but news alerts still work.
Label Font Size	8	Name label size. The countdown uses one size smaller (minimum 7).
Show Toggle Button	true	Shows the News ON / News OFF button in the top-right corner.
High Impact Color	Red	Line and label colour for coming high-impact events.
Medium Impact Color	Gold	Same for medium impact.
Low Impact Color	Silver	Same for low impact.

9.8 News alerts

Setting	Default	What it does
Popup Before News	true	Terminal Alert window before each event.
Push Before News	false	Push message to your phone before each event.
Minutes Before News	5	How many minutes before the event the alert is sent.

Message: `News: [USD] Nonfarm Payrolls in 5 min`. Each event alerts once. Several events at the same time send one alert each. Only events that pass your filters are alerted.

> **WARNING**
> News alerts are sent only while the News button is **ON** and the chart is at or below Max Timeframe. If you hide news with the button, news alerts stop too. Session timers and smart notifications are not affected.

9.9 The News ON / OFF button

Button	News lines	News alerts	Sessions, timers, smart notifications
News ON (purple)	Shown	Sent	Work
News OFF (grey)	Removed	Not sent	Work

The state is saved per symbol and survives a restart. All charts of the same symbol share it. On timeframes above Max Timeframe the button shows **News OFF** because the chart is asleep.

9.10 How fresh is the news data?

Moment	What the indicator does
Start / timeframe change	Full load of the calendar window (yesterday to +5 days).
Every 5 minutes	Asks the terminal if any calendar value of your currencies changed. Reloads only if yes.
Every 1 minute	Same check, when an event is 5 minutes away or less, so the actual value appears quickly.
Every 15 minutes	Full safety reload, even if no change was reported.
New day	Full reload, the window moves forward by one day.
Every second	Updates the countdown text only (very light).

> **NOTE**
> The actual value of an event appears on the line as soon as the MT5 calendar receives it and the next check runs: usually within one minute of the release.

9.11 News and the Strategy Tester

The MT5 economic calendar cannot be read inside the Strategy Tester. In the tester the indicator shows a red message in the lower-left corner, *News Feature Disabled in Strategy Tester (MT5 Limitation)*, and draws sessions only. This is a platform limit, not a fault.

> **KEY POINT**
> A practical news routine: keep High and Medium on, Low off. At the start of the day look at the red lines for today. Avoid opening new trades when the countdown is yellow (30 minutes or less) on a red line, unless trading the news is your plan.

CHAPTER 10

Max Timeframe and sleep mode

Session boxes and news lines are made for intraday charts. On H4 or D1 they are too small to be useful and only cost CPU. So the indicator **sleeps** on every timeframe above **Max Timeframe**.

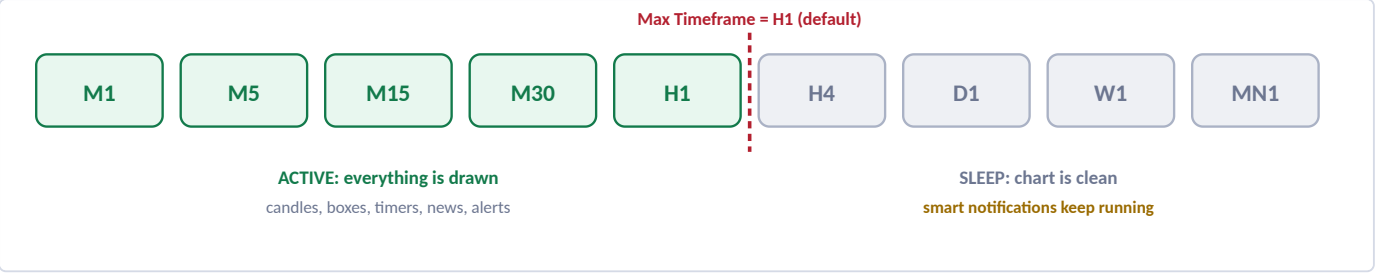

Figure 10.1 — With the default Max Timeframe = H1, the chart sleeps on H4, D1, W1 and MN1

10.1 What runs in each state

Feature	Active (TF ≤ Max)	Sleep (TF > Max)
Session candle colours	Yes	Removed
Session boxes and live box	Yes	Removed
Session timer labels	Yes	Removed
Session-open alerts	Yes	**No**
News lines and countdown	Yes	Removed
News alerts	Yes (if button ON)	**No**
News button	News ON / OFF	Shows News OFF
Smart notifications (Complete, Sweep, Break)	Yes	**Yes**

When you switch back to a lower timeframe, everything is drawn again at once.

10.2 Max Timeframe values

Setting	Default	What it does
Max Timeframe	H1	Highest chart timeframe where the indicator draws.

Value	Effect	When to use it
M15 / M30	Draws only on low timeframes.	Scalpers who use H1 and above only for bias and want those charts clean.
H1 (default)	Draws up to H1.	Most intraday traders.
H4	Boxes on H4 too (each box is only 2–3 candles wide).	Swing traders who still want news lines on H4.
D1 and higher	Never sleeps.	Rarely useful; news lines get crowded.

10.3 Recommended two-chart layout

Chart	Timeframe	Indicator settings	Job
Alert chart	H4	Smart notification rules ON, session-open and news alerts OFF	Sends one clean set of messages, chart stays empty
Trading chart	M5 / M15	Notification rules OFF, News ON, session-open alerts as you like	Full visuals: candles, boxes, timers, news

> **KEY POINT**
>
> A clean way to work: put one copy on an **H4 chart** with your smart notification rules ON (the chart stays clean because it sleeps), and a second copy on your **M5/M15 trading chart** with notification rules OFF and session-open/news alerts as you like. You get one set of messages and full visuals where you trade.

CHAPTER 11

How the engine works

Version 2.34 rebuilt the engine for low CPU and memory use, and 2.35 adds the notification engine on top with very little cost. This chapter explains what runs and when, so you understand the timing of everything you see.

11.1 What runs and when

When	What runs	Cost
Every tick	Sweep check (one price comparison per watched level); candle colour of the new or forming bar; live box update only if high/low changed	Very low
New bar	Boxes of sessions that are not finished yet. Finished boxes are skipped.	Low
Every second (timer)	Session timers, news countdown text, Session Complete check, Break check, one queued push, news alert check	Very low
Every 1–5 minutes	Calendar change check (only your currencies)	Very low
Every 15 minutes	Full calendar safety reload	Low
Every 10 seconds	Button and label watchdog (recreates them if deleted)	Very low
Start / TF change	Full colouring of Days to Draw, all boxes, calendar load	One time

11.2 Why it stays light

- Session bars are found with a binary search, not by scanning the whole history.
- The live high and low are updated from the newest bar only.
- Finished boxes are drawn once and remembered.
- Calendar event details are cached, and only the symbol's currencies are requested from the terminal.
- The chart is redrawn at most once per cycle, and objects are changed only when their value really changed.

11.3 If MT5 feels slow

Try this	Effect
Days to Draw = 1 or 2	Fewer candles and boxes to manage
Show Low Impact = false	Far fewer news lines
Show Past Events = false	Removes yesterday's lines
Max Timeframe = M30 or H1	Higher timeframe charts sleep
Max bars in chart (Tools → Options → Charts) = 50 000	Less history in memory for all indicators

11.4 Live chart vs Strategy Tester

You can run the indicator in the Strategy Tester (visual mode) to study sessions on past data. Some features depend on the live terminal and cannot work there.

Feature	Live chart	Strategy Tester
Session candle colours	Yes	Yes
Session boxes and live box	Yes	Yes
Session timer labels	Yes	No
News lines, countdown, news alerts	Yes	No (MT5 calendar is not available; a red message is shown)
News button	Yes	No
Smart notifications	Yes	No (push cannot be sent from the tester)
Chart grid	Your setting	Turned off for a cleaner view

> **NOTE**
> "I tested it in the Strategy Tester and got no news and no notifications" is the most common support question. It is expected: MetaTrader 5 does not give the economic calendar or push service to programs running in the tester. Test alerts on a live or demo chart.

11.5 Timing summary

Alert	Sent at	Depends on
Session-open alert	Minutes Before Session before the open, on a tick	Ticks, chart awake
News alert	Minutes Before News before the event	Timer, button ON, chart awake
Session Complete	Seconds after the session close time	Timer, M1 history
Sweep	On the tick that crosses the level	Ticks
Break	First tick after the confirming candle closes	Break Confirm Timeframe

> **KEY POINT**
> All times are broker server time. If an alert seems one hour early or late, the cause is almost always Time Shift or daylight saving time (Chapter 3), not the alert logic.

CHAPTER 12

Trading playbooks

These playbooks show how traders use the indicator in practice. They describe a process, not a promise of results. Always test a playbook on a demo account and use your own risk management.

Playbook 1 — Asia range sweep at the London open

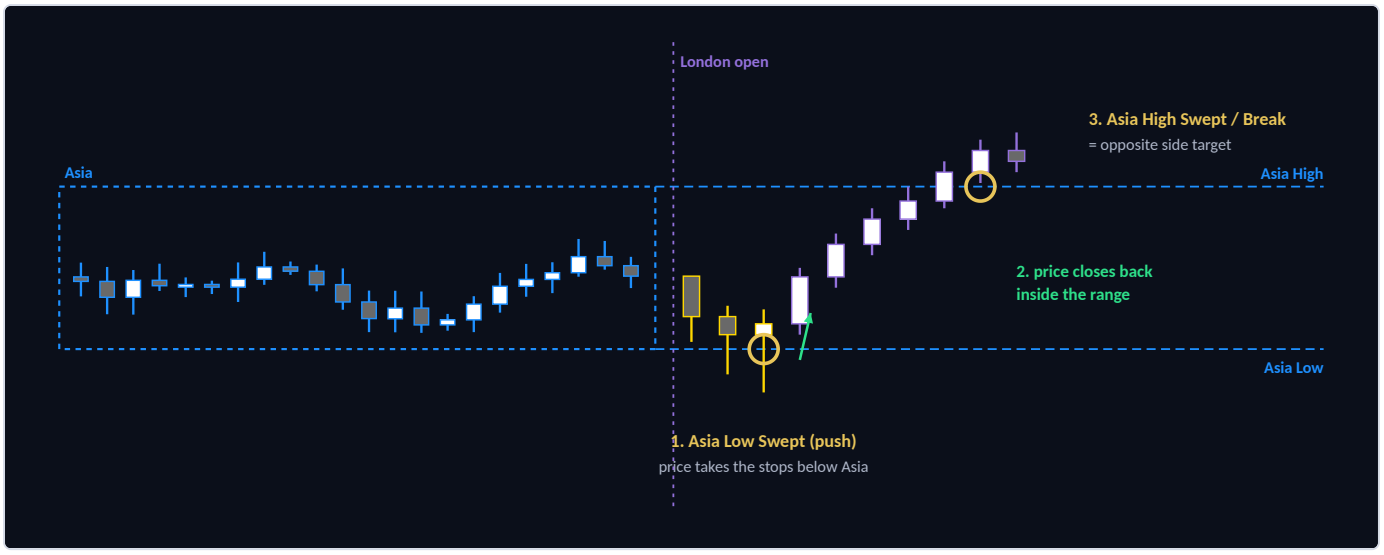

Figure 12.1 — London takes the Asia low, closes back inside, then moves to the Asia high

Stage	What you are waiting for	Indicator help
1. Before London	Asia box is complete. Note the Asia high and low.	Asia box; **Asia Session Complete** message (optional)
2. London open	Price runs beyond one side of the Asia range.	**Asia Low/High Swept** push (default ON)
3. Rejection	Price closes back inside the Asia range on your entry timeframe. No Break message for that side.	Absence of a Break message; your M5/M15 chart
4. Target	The opposite side of the Asia range.	Asia box; Sweep message for the other side tells you it was reached
5. News check	No red news line in the next 30 minutes.	News lines and countdown colour

KEY POINT

Turn on **Asia High/Low Break** as well. If a Break message follows the Sweep, the move was accepted outside the range and the reversal idea is no longer valid.

Playbook 2 — London range break and retest in New York

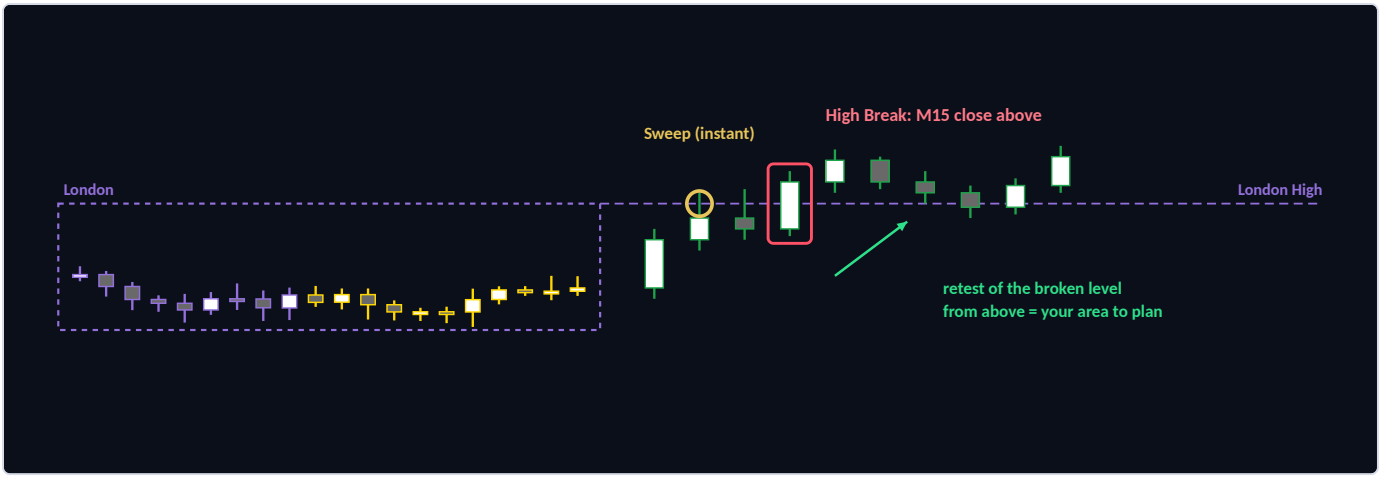

Figure 12.2 — New York breaks the London high with an M15 close, then retests it

Stage	What you are waiting for	Indicator help
1. London closes	London box complete.	**London Session Complete** (High, Low, Range)
2. Break	An M15 candle closes beyond the London high or low.	**London High/Low Break** push
3. Retest	Price comes back to the broken level and holds.	London box line; your entry chart
4. Time check	Enough time left in New York for the move.	NY timer label

Playbook 3 — News safety routine

Countdown colour	What many traders do
LightSteelBlue (> 30 min)	Normal trading.
Yellow (≤ 30 min)	No new entries on that currency; check open trades.
OrangeRed (≤ 5 min)	Decide: close, move stop to break-even, or keep with a planned stop. News alert arrives (default 5 min).
Red (≤ 60 sec)	Hands off. Spreads may widen sharply at the release.

Playbook 4 — Away from the screen

1. Open an H4 chart of each symbol you follow. The chart sleeps, so it stays clean.
2. Turn on **Complete + Sweep + Break** for the sessions that matter to you. Push ON, Popup OFF.
3. Run MT5 on a VPS. Your phone now gets the key session events for each symbol, and you open the chart only when a message is worth it.

> **WARNING**
>
> A sweep or break message is information, not a trade signal. Markets can sweep both sides of a range in the same session. Always confirm with your own analysis and use a stop loss.

CHAPTER 13

Recommended presets

Start from the preset closest to your style and change only what you need. Settings not listed keep their default values.

Preset A — Scalper (M1 to M5)

Setting	Value	Reason
Days to Draw	1	Only today's ranges matter
Max Timeframe	M15	Higher charts stay clean
Show Low Impact	false	Fewer lines on a busy chart
Minutes Before News	10	Time to close scalps before news
Break Confirm Timeframe	M5	Fast confirmation
Asia + London: Sweep	true	Know the first grab of each range

Preset B — Intraday ICT / SMC (M5 to M15)

Setting	Value	Reason
Days to Draw	2	Today plus yesterday's ranges
Asia: Sweep + Break	true	Judas swing and London continuation
London: Complete + Sweep + Break	true	New York reacts to the London range
Break Confirm Timeframe	M15	Standard acceptance check
Popup on Session Open	true, 5 min	Be ready for the open

Preset C — Swing and phone-only (H4 chart)

Setting	Value	Reason
Max Timeframe	H1 (default)	H4 chart sleeps, stays clean
All sessions: Complete	true	Daily range journal on your phone
London + NY: Break	true	Only confirmed moves
Break Confirm Timeframe	H1	Slow, selective breaks
Show Popup Alert	false	Phone only

Preset D — News trader

Setting	Value	Reason
Show Medium Impact	false	Focus on red events only
Label Font Size	9 or 10	Easier to read
Popup + Push Before News	true, true	Never miss a release
Minutes Before News	15	Time to prepare
Max Timeframe	H4	Keep news lines on H4 too

CHAPTER 14

Troubleshooting

14.1 Sessions and drawing

Symptom	Likely cause	Fix
Sessions are one hour off	Broker clock is different, or daylight saving changed	Set Time Shift (Chapter 3.4). Check after each DST change.
Nothing is drawn	Chart timeframe is above Max Timeframe	Switch to H1 or lower, or raise Max Timeframe.
Candles are normal colours	Candle Style = Default Candles, or candles older than Days to Draw	Set Color by Session; raise Days to Draw.
A session is missing	Enable … Session = false, or wrong HH:MM format	Enable it; type times like `08:30`.
No box on Monday for Sunday	Weekend days are skipped by design	Expected.
Box looks taller than the session range on H4	H4 candles extend past the session close	Use M15 or lower for exact boxes; the message values are exact.
Live box does not move	No new ticks (market closed or quiet)	Expected; it moves with the next tick.
Timer labels missing	Show Live Timer = false, no session open, or Strategy Tester	Check the setting and the time.
Button disappeared	Deleted by hand or by another tool	It is created again within 10 seconds (if Show Toggle Button = true).

14.2 News

Symptom	Likely cause	Fix
No news lines	Symbol is not a currency pair (index, prefix)	Filter by Symbol Currencies = false.
No news lines right after start	Calendar still loading	Wait up to 5 minutes; check the Calendar tab has data.
News lines gone, button says OFF	Button was clicked, or chart is above Max Timeframe	Click the button; lower the timeframe.
News stays OFF on every chart of a symbol	State is shared per symbol	Click the button once on any chart of that symbol.
News label shows no value	No forecast in the calendar, or value is 0	Expected; the actual value appears after release.
Countdown text overlaps candles	Price scale changed	Labels re-centre on the next zoom; or lower Label Font Size.
News in tester missing	MT5 limit	Expected; use a live or demo chart.

14.3 Alerts and notifications

Symptom	Likely cause	Fix
News alert not received	Button OFF or chart asleep	News ON and TF ≤ Max Timeframe.
Session-open alert not received	Minutes Before = 0, chart asleep, or session disabled	Use 1 or more; lower TF; enable the session.
Session-open alert on every chart	Each chart runs its own copy	Turn session-open alerts off on all but one chart.
No push at all	Push not set up in the terminal	Tools → Options → Notifications, press Test (Chapter 8.12).
No smart notification	No session rule ON, both channels OFF, or Strategy Tester	Turn on a rule and a channel; use a live/demo chart.
No summary after attaching	First load is silent by design	The next session close will send one.
Same alert twice	Indicator on two charts of the same symbol	Keep notification rules on one chart per symbol.
Push arrives a few seconds late	Push queue (max one per second)	Expected when many rules fire together.
Break not sent although price is above	No candle has closed above on Break Confirm Timeframe yet	Wait for the close; or use a lower Break TF.
Experts tab: *Push is ON but terminal push is disabled*	No MetaQuotes ID in the terminal	Chapter 8.12.
Experts tab: *push failed, error ...*	No connection, or MetaQuotes push limit reached	Check internet; turn off rules you do not need.

14.4 Before you contact support

1. Open the **Experts** tab of the Toolbox. Every smart notification and any push error is printed there.
2. Open the **Journal** tab and look for connection or calendar messages.
3. Note your broker server time (Market Watch) and your Time Shift value.
4. Take a screenshot of the chart and of the Inputs tab.
5. Send it in the product comments or as an MQL5 private message. Most questions can be answered from these four items.

> **TIP**
> Many "bugs" are settings that only work in a certain situation. Check Chapter 2.6 (settings that change things you cannot see) before you change anything else.

CHAPTER 15

FAQ

Q Does the indicator open or close trades?

No. It is an indicator. It draws, counts down and sends messages; it never trades.

Q Does it repaint?

Finished session boxes never change. The live box grows while the session is open, which is its purpose. News lines move only if the calendar time of an event changes.

Q Which time zone does it use?

Your broker's server time, the clock in Market Watch. Adjust with Time Shift if your broker is not on GMT+2/GMT+3.

Q Can I trade a custom session, like a killzone?

Yes. Use any of the four slots and type your own Open and Close. The label keeps the slot name (Asia, London, NY or Sydney).

Q Why is the Sydney session off?

Sydney mostly overlaps Asia and adds a second colour to the same hours. Turn it on if you trade AUD or NZD early in the day.

Q Why is the 10:00 H1 candle gold?

Asia (until 11:00) and London (from 10:00) are both open, so it is an overlap candle.

Q Can I change the colours?

Yes: each session colour, the overlap colour, bull/bear bodies and the three news impact colours.

Q Does it work on gold, indices, crypto?

Sessions work on every symbol. News works when the first 6 letters are two currencies; for others set Filter by Symbol Currencies = false.

Q Why did I not get a Session Complete message after attaching?

The first load is silent, so you do not get a summary of a session that ended earlier. The next session close sends one.

Q Which high is used for the Asia sweep during the Asia session?

The previous finished Asia session. New levels start only after the current session has closed.

Q Will price moving up and down around a level spam me?

No. Each level sends once per session.

Q Do I need Popup and Push both on?

No. Push alone is the default. Popup is useful at the desk.

Q Do smart notifications work on the D1 chart?

Yes. They work in sleep mode on any timeframe.

Q Does the News OFF button stop smart notifications?

No. It only hides news lines and stops news alerts.

Q Why no alerts in the Strategy Tester?

MT5 does not allow push or the economic calendar in the tester. Test on a demo chart.

Q Is the range in pips correct for JPY pairs?

Yes. For 3-digit and 5-digit symbols 1 pip = 10 points. For other symbols the range is shown in points.

Q Can I use it on several charts?

Yes. Each chart works alone. Keep notification rules and session-open alerts on one chart per symbol to avoid double messages.

Q Is it heavy for a VPS?

No. Version 2.34+ was rebuilt for low CPU use (Chapter 11).

Q Where do messages go if my phone is off?

The MetaQuotes service delivers them when the phone is online again. Every message is also in the Experts tab.

Q Do I need internet access or a WebRequest URL?

No URL settings are needed. The terminal itself must be connected to your broker for prices and calendar data.

Q What happens on weekends?

No ticks, so no sweeps or breaks. Levels for Monday come from Friday's sessions.

Q Can I hide the News button?

Yes, Show Toggle Button = false. News lines stay visible.

Q Why are past news lines grey?

Grey means the event is in the past. Turn off Show Past Events to remove them.

Q Why does the label say (+2)?

Three events are at the same minute. The most important one is named and the number shows how many more there are.

Q Can I see news of all currencies on EURUSD?

Yes. Set Filter by Symbol Currencies = false.

Q Does the news alert use my local time?

No. Minutes Before News counts to the event time on the broker clock, so it is correct in any time zone.

Q Can I get session-open alerts on my phone?

Yes. Push on Session Open = true, with a MetaQuotes ID set in the terminal.

Q Does changing the chart timeframe send alerts again?

No. Levels already hit are marked as done when the indicator reloads.

Q Can I use it together with other indicators?

Yes. It deletes only its own objects (prefixes Sess_ and CNF_).

Q How many days of news does it show?

From the start of yesterday to five days ahead.

Q Is the Sweep based on the close of a candle?

No. Sweep is instant on the tick. Break is the one that waits for a candle close.

Q Why does New York close at 24:00?

On a GMT+2/GMT+3 broker clock, 24:00 is 17:00 New York time, the end of the trading day.

CHAPTER 16

All inputs at a glance

Every input in the order MT5 shows it, with its default value. Use this page as a checklist when you set up a new chart. Open and Close are two separate inputs in MT5; they share one line here.

Setting	Default
Session: Candle Mode	
Candle Style	Color by Session
Session: Colors	
Bull Body Color	White
Bear Body Color	DimGray
Overlap Color	Gold
Session: Time Settings	
Time Mode	Auto Broker Time
Time Shift (HH:MM)	00:00
Session: Asia	
Enable Asia Session	true
Open / Close	02:00 / 11:00
Color	DodgerBlue
Session: London	
Enable London Session	true
Open / Close	10:00 / 19:00
Color	MediumPurple
Session: New York	
Enable New York Session	true
Open / Close	15:00 / 24:00
Color	Green
Session: Sydney	
Enable Sydney Session	false
Open / Close	00:00 / 08:00
Color	Cyan
Session: Alerts	
Popup on Session Open	true
Push on Session Open	false
Minutes Before Session	1
Notifications: Channels	
Send Push Notification (mobile)	true
Show Popup Alert	false
Break Confirm Timeframe	M15
Notifications: Asia	
Session Complete	false
High/Low Break	false
High/Low Sweep	**true**

Setting	Default
Notifications: London	
Session Complete	false
High/Low Break	false
High/Low Sweep	false
Notifications: New York	
Session Complete	false
High/Low Break	false
High/Low Sweep	false
Notifications: Sydney	
Session Complete	false
High/Low Break	false
High/Low Sweep	false
Session: Timer Label	
Show Live Timer (HH:MM:SS)	true
Common Settings	
Max Timeframe	H1
Session: Performance	
Days to Draw	3
News: Filters	
Filter by Symbol Currencies	true
Show High Impact	true
Show Medium Impact	true
Show Low Impact	false
Show Past Events	true
News: Alerts	
Popup Before News	true
Push Before News	false
Minutes Before News	5
News: Visuals	
Show News Lines	true
Label Font Size	8
Show Toggle Button	true
High Impact Color	Red
Medium Impact Color	Gold
Low Impact Color	Silver

CHAPTER 17

Glossary

Term	Meaning
Broker server time	The clock of your broker's trade server, shown in Market Watch. All session times use it.
Session	A time window when a financial centre is active: Asia (Tokyo), London, New York, Sydney.
Overlap	Time when two or more sessions are open together. Often the most active hours.
Session box	Rectangle from a session's open to close time and from its high to its low.
Live box	The solid box of the session that is open now.
Time Shift	Hours and minutes added to (or taken from) all session times.
Sleep mode	State above Max Timeframe: nothing is drawn, smart notifications still run.
Sweep	Price goes beyond a previous session high or low, even for one tick.
Break	A candle closes beyond the level on the Break Confirm Timeframe.
Liquidity	Resting orders, often stop losses, above highs and below lows.
Liquidity grab / stop hunt	A fast move through a level that fills those orders, often followed by a reversal.
Judas swing	ICT term: an early false move at the session open (often a sweep of the Asia range) before the real move.
Killzone	ICT term: a high-activity time window, such as the London or New York open.
Impact	Importance of a news event in the MT5 calendar: high, medium or low.
FC / Act	Forecast value before release / actual value after release.
Push notification	Message from MT5 to the MetaTrader 5 mobile app, through the MetaQuotes ID.
MetaQuotes ID	The 8-character ID of your mobile app, entered in the desktop terminal to receive push messages.
Pip	For 5- and 3-digit symbols, 10 points. Used for the Range in Session Complete.
DST	Daylight saving time. Clock change in spring and autumn that can move session hours by one hour.
Bid	The sell price of the symbol. Chart candles and the Sweep check use it.
Candle close	The last price of a candle when its time ends. Break uses the close of the Break Confirm Timeframe candle.
Max Timeframe	Highest chart timeframe where the indicator draws.
Range	Session high minus session low, shown in pips in the Session Complete message.
Economic calendar	The list of economic events built into MT5 (Toolbox, Calendar tab). Source of all news lines.
Countdown	Time left until a news event, shown under its line and updated every second.
Experts tab	Toolbox tab where indicators print messages. Every smart notification is logged there.
VPS	Virtual private server: a computer that runs MT5 24 hours a day so alerts are never missed.
Strategy Tester	MT5 tool for running programs on past data. No calendar and no push are available there.

CHAPTER 18

Version history, support and disclaimer

Version history

Version	Changes
2.35	Smart session notifications: Push / Popup channels, Session Complete summary, instant High/Low Sweep, High/Low Break on candle close of a chosen timeframe, once-per-level logic, silent first load, push queue. Works in sleep mode.
2.34	Performance build: same features with much lower CPU and memory use (binary search for session bars, incremental live high/low, cached finished boxes, calendar cache, currency-filtered calendar requests, change detection, one redraw per cycle).
2.33 and earlier	Session candle colouring, session boxes and live box, session timers, session-open alerts, news lines with countdown, impact filters, news alerts, News ON/OFF button, Max Timeframe.

Support

- Ask questions in the **Comments** section of the product page on the MQL5 Market, or send a private message to the author on MQL5.
- Author page: **mql5.com/en/users/jawadtrader22/seller**
- Please include: your symbol, chart timeframe, broker server time (from Market Watch), a screenshot of the chart and of the Experts tab.
- Updates are free and delivered through the MQL5 Market. Open **Toolbox → Market → Purchased** and press **Update** when a new version is available.

Your feedback

If the indicator helps your trading routine, a review on the product page helps other traders find it and helps us plan the next version. Feature ideas are always welcome in the comments.

> **RISK DISCLAIMER**
>
> Trading foreign exchange, CFDs and other leveraged products carries a high level of risk and may not be suitable for all investors. You can lose more than your initial deposit. Past performance is not indicative of future results. News With Sessions is an analysis tool: it assists your analysis and does not guarantee profits or give investment advice. Session levels, sweeps and breaks describe what price did; they do not predict what it will do. Always use proper risk management and test any method on a demo account first.

© 2026 Crystal AI Systems · Jawad Trader. MetaTrader 5 and MQL5 are trademarks of MetaQuotes Ltd.