

# STABILITY KILLER AI

## News Filter Backtesting Guide

*Complete Manual for Testing Your Strategy with Economic Events*

Version 1.0 | January 2026

**BLODSALGO LIMITED**

# Table of Contents

1. Introduction to News Filtering in Backtests
2. Understanding the Dual-Mode System
3. Downloading the News Calendar CSV
4. Installing the CSV File (Step-by-Step with Screenshots)
5. EA News Filter Parameters
6. Running Your First Backtest with News
7. Interpreting Results
8. Optimization Tips
9. Troubleshooting
10. Appendix: High-Impact News Events

# 1. Introduction to News Filtering

The News Filter is one of the most powerful features of Stability Killer AI. During high-impact economic events, market volatility can generate extreme movements that negatively affect algorithmic trading strategies, especially those based on grid or mean reversion systems.

This guide will walk you through the complete process of setting up and running backtests that include realistic news filtering behavior, allowing you to evaluate how your strategy would have performed while avoiding trading during these high-volatility events.

## 1.1 Why News Filtering Matters

- Avoids widened spreads during high-volatility events
- Reduces significant slippage risk on orders
- Protects capital during unpredictable market movements
- Improves consistency of long-term results
- Provides realistic backtest results that match live trading

## 1.2 The Problem with Standard Backtests

Most Expert Advisors cannot properly test news filtering in the Strategy Tester because the MT5 Economic Calendar only stores approximately 6 months of historical data. This means standard backtests ignore the impact of economic events entirely, leading to unrealistic results.

**IMPORTANT:** Stability Killer AI solves this problem with a dual-mode system: CSV files for backtesting and the live MT5 Calendar for real trading.

## 2. Understanding the Dual-Mode System

Stability Killer AI automatically detects whether it is running in the Strategy Tester or in live/demo mode and uses the appropriate data source:

Mode	Data Source	Coverage
Backtest	CSV File	2007 - Present
Live / Demo	MT5 Calendar	Real-time

### 2.1 Backtest Mode (CSV)

When running in the Strategy Tester, the EA loads historical news data from a CSV file. This allows you to:

- Test strategies over multi-year periods with accurate news data
- Evaluate how avoiding news events affects performance
- Compare results with and without the news filter

### 2.2 Live Mode (MT5 Calendar)

When running on a live or demo account, the EA automatically connects to the built-in MT5 Economic Calendar. This provides:

- Real-time economic event data
- Automatic updates without manual intervention
- Zero maintenance required

**TIP:** You do not need to configure anything for live mode. The EA handles the switch automatically.

## 3. Downloading the News Calendar CSV

To enable news filtering in backtests, you need to download the historical economic calendar CSV file.

### 3.1 Download Link

Download the news calendar file from:

<https://robots4forex.com/news/news.php>

This file contains comprehensive Forex Factory economic calendar data that is regularly updated.

### 3.2 What You Get

- Historical economic events from 2007 to present
- All major currencies: USD, EUR, GBP, AUD, CAD, JPY, CHF, NZD
- Impact levels: High, Medium, Low
- Event times in server timezone
- Regular updates maintained by Robots4Forex

### 3.3 Alternative Sources

If the primary source is unavailable, you can also obtain news data from:

Source	URL	Cost
HuggingFace	<a href="https://huggingface.co/datasets/Ehsanrs2/Forex_Factory_Calendar">huggingface.co/datasets/Ehsanrs2/Forex_Factory_Calendar</a>	Free
Forex Factory	<a href="https://forexfactory.com/calendar">forexfactory.com/calendar</a>	Free

## 4. Installing the CSV File

Follow these simple steps to install the news calendar file in the correct location.

### Step 1: Open Data Folder in MT5

In MetaTrader 5, go to File menu and click on 'Open Data Folder' (or press Ctrl+Shift+D):

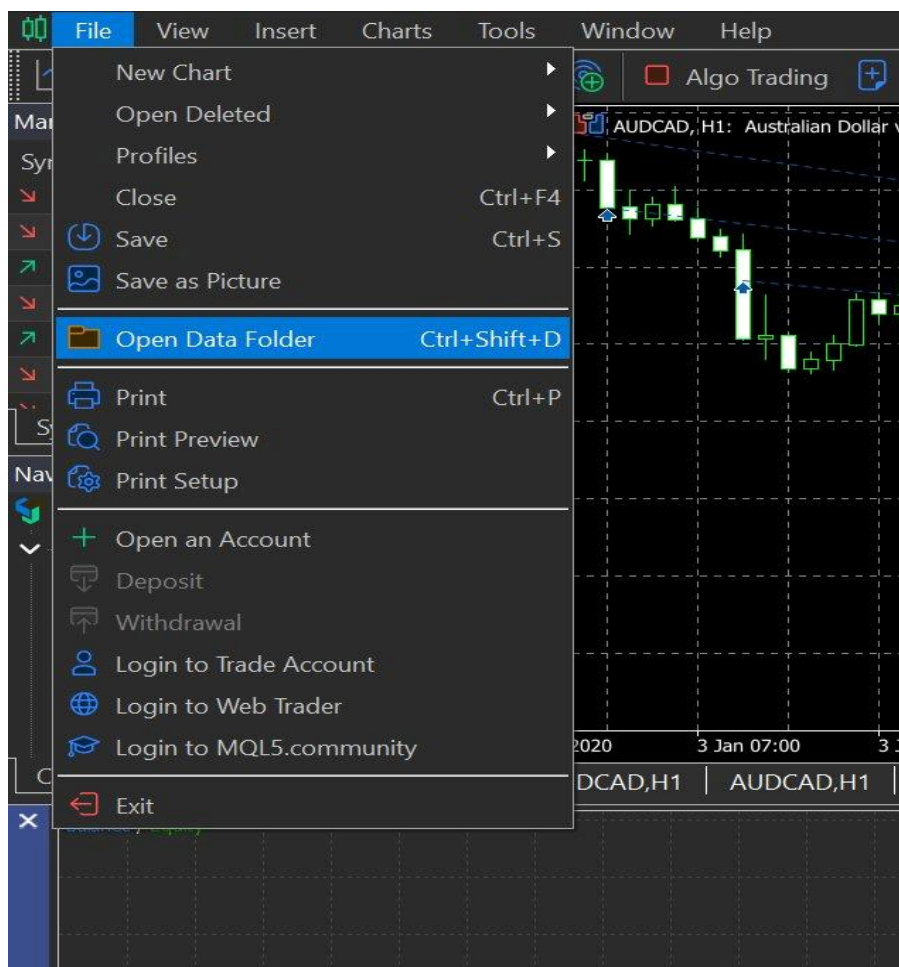


Figure 1: File > Open Data Folder in MetaTrader 5

### Step 2: Navigate to Terminal Folder

A Windows Explorer window will open showing your MT5 data folder. You will see a folder with a long alphanumeric name - this is your terminal ID:

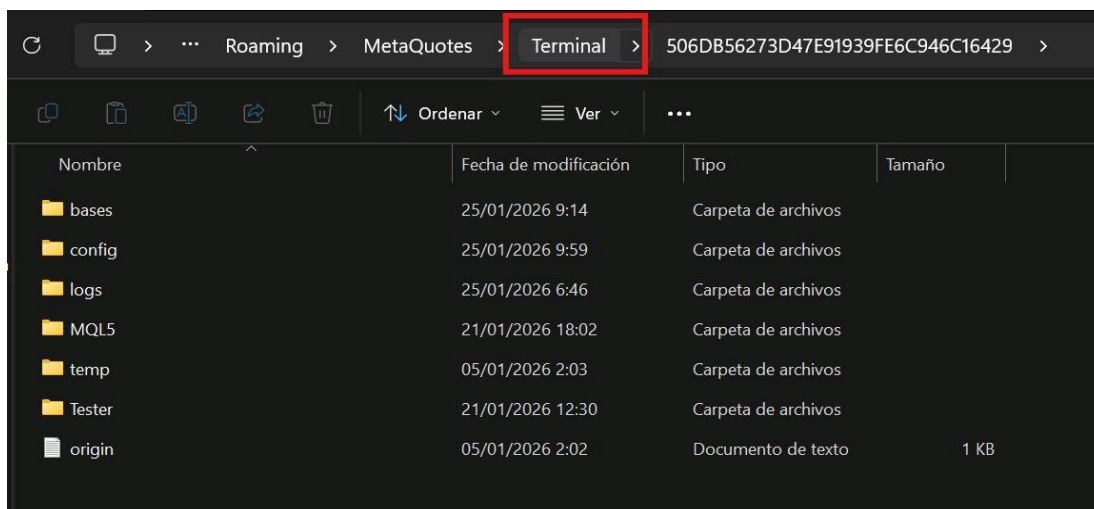


Figure 2: MT5 Data Folder showing Terminal ID

### Step 3: Go Back to Terminal Folder

Navigate one level up to the 'Terminal' folder. Here you will see the 'Common' folder - this is where we need to place the file:

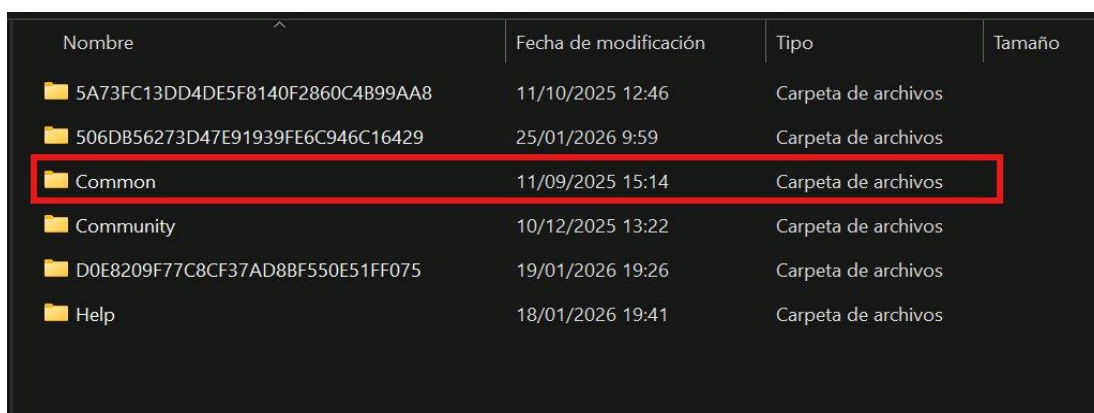


Figure 3: Terminal folder showing the Common folder

### Step 4: Open Common > Files

Double-click on 'Common' folder, then open the 'Files' folder inside:

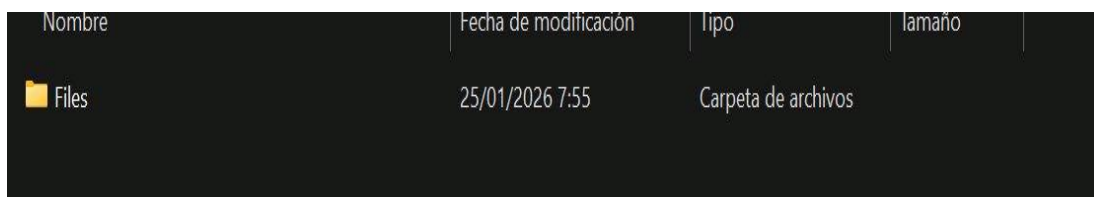


Figure 4: Files folder inside Common

### Step 5: Place the News File

Copy the downloaded 'news.csv' file into this Files folder:

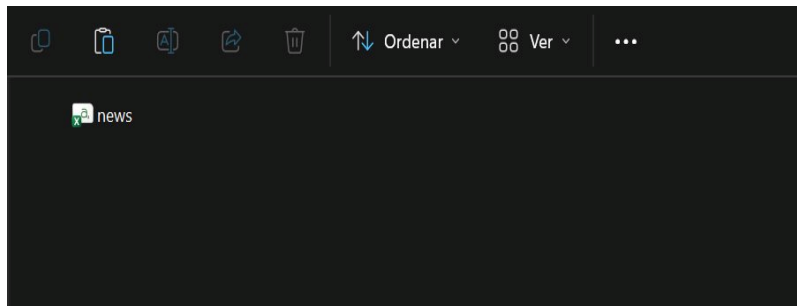


Figure 5: News file correctly placed in Common/Files

**IMPORTANT:** The file must be named exactly 'news.csv' (or match the filename in your EA settings). Make sure it's a .csv file, not .xlsx or .csv.txt

## 4.1 Quick Path Reference

The complete path should be:

```
C:\Users\[YourUsername]\AppData\Roaming\MetaQuotes\Terminal\Common\Files\news.csv
```

**TIP:** Using the Common/Files folder ensures the file works across all MT5 terminals installed on your computer.



## 5. EA News Filter Parameters

Stability Killer AI provides several parameters to customize the news filter behavior:

Parameter	Default	Description
News Filter Enabled	true	Enable/disable the entire news filter
News File	news.csv	Name of the CSV file (backtest only)
Min Impact	3 (High)	Minimum impact level to filter (1-3)
Hours Before	2	Hours to stop trading before event
Hours After	1	Hours to wait after event
Filter AUD	true	Filter Australian Dollar events
Filter CAD	true	Filter Canadian Dollar events
Filter USD	true	Filter US Dollar events

### 5.1 Impact Levels Explained

Level	Value	Example Events
High	3	NFP, Interest Rate Decisions, GDP
Medium	2	Retail Sales, PMI, Trade Balance
Low	1	Building Permits, Consumer Credit

### 5.2 Recommended Settings

For AUDCAD trading, we recommend the following settings:

- Min Impact: 3 (High only) - Filters only the most volatile events
- Hours Before: 2 - Provides buffer before event releases
- Hours After: 1 - Allows initial volatility to settle
- Filter USD: true - USD news affects all pairs significantly

**WARNING:** Setting Min Impact to 1 or 2 will significantly reduce trading frequency as medium and low impact events occur frequently throughout the day.

## 6. Running Your First Backtest with News

Follow these steps to run a backtest with the news filter enabled:

### 6.1 Pre-Backtest Checklist

- CSV file is placed in Common/Files folder
- Filename matches the parameter in the EA (default: news.csv)
- News Filter is enabled in EA settings
- Currency filters are configured correctly (AUD, CAD, USD)

### 6.2 Step-by-Step Process

1. Open MetaTrader 5 Strategy Tester (Ctrl+R)
2. Select 'Stability Killer AI' from the Expert Advisor dropdown
3. Set Symbol to AUDCAD
4. Set Period to H1
5. Set Date range (ensure CSV covers this period)
6. Set Modeling to 'Every tick based on real ticks' for accuracy
7. Click 'Settings' and configure News Filter parameters
8. Click 'Start' to begin the backtest

### 6.3 Verifying News Filter is Active

After starting the backtest, check the Journal tab in the Strategy Tester. You should see:

```
NewsFilter: 15847 events loaded [CSV]
```

This confirms the CSV was loaded successfully. The number of events will vary based on your date range and CSV file.

**IMPORTANT:** If you see 'NewsFilter: CSV load failed' or similar error, verify the file location and filename match exactly.

## 7. Interpreting Results

Understanding how the news filter affects your backtest results is crucial for proper evaluation.

### 7.1 Key Metrics to Compare

Run two backtests with identical settings - one with news filter enabled and one disabled. Compare:

Metric	What to Look For
Total Trades	Expect 10-20% fewer trades with news filter
Max Drawdown	Should be lower with news filter
Profit Factor	Often improves with news filter
Win Rate	May improve slightly
Recovery Factor	Should improve significantly

### 7.2 Expected Behavior

With the news filter enabled, you should observe:

- Fewer trades during high-impact news periods (NFP, FOMC, RBA, BOC)
- Reduced maximum drawdown from avoiding volatile spikes
- More consistent equity curve with fewer sharp drops
- Slightly lower total profit (fewer trades) but better risk-adjusted returns

**TIP:** The news filter sacrifices some potential profit to significantly reduce risk. This is intentional and beneficial for long-term stability.

## 8. Optimization Tips

Fine-tuning the news filter settings can improve performance based on your risk tolerance.

### 8.1 Optimizing Hours Before/After

Style	Hours Before	Hours After
Conservative	3-4 hours	2 hours
Balanced	2 hours	1 hour
Aggressive	1 hour	30 minutes

### 8.2 Impact Level Selection

- High only (3): Filters NFP, rate decisions - minimal trade reduction
- Medium+ (2): Adds PMI, retail sales - moderate reduction
- All (1): Filters all events - significant reduction

For most users, filtering only High impact events provides the best balance between protection and trading frequency.

### 8.3 Currency Selection

For AUDCAD specifically:

- AUD filter: Essential - RBA decisions directly impact the pair
- CAD filter: Essential - BOC decisions directly impact the pair
- USD filter: Recommended - Major USD events move all markets

**WARNING:** Disabling USD filtering may expose you to significant volatility during events like NFP, FOMC, and CPI releases.

## 9. Troubleshooting

Common issues and their solutions:

### 9.1 CSV File Not Found

**Symptom:** 'NewsFilter: CSV load failed' in Journal

Solutions:

- Verify the file is in Terminal/Common/Files folder
- Check the filename matches exactly (case-sensitive)
- Ensure the file extension is .csv (not .csv.txt or .xlsx)
- Try restarting MetaTrader 5 after placing the file

### 9.2 Zero Events Loaded

**Symptom:** 'NewsFilter: 0 events loaded'

Solutions:

- Verify the CSV format matches the expected structure
- Check for encoding issues (use UTF-8 or ANSI)
- Ensure the date range in the CSV covers your backtest period
- Open the CSV in a text editor to verify content

### 9.3 News Filter Not Affecting Trades

**Symptom:** Trades occur during news events

Solutions:

- Verify 'News Filter Enabled' is set to true
- Check the Min Impact setting (3 = High only)
- Ensure the correct currencies are being filtered
- Verify the CSV contains events for your date range

### 9.4 MT5 Calendar Not Working in Live

**Symptom:** 'Calendar not available' in live trading

Solutions:

- Ensure MT5 has internet connection
- Verify your broker supports the MT5 Economic Calendar
- Check if CalendarValueHistory() returns data
- Contact your broker if the calendar feature is disabled

## 10. Appendix: High-Impact News Events

Key economic events that can significantly move the AUDCAD pair:

### 10.1 Australian Dollar (AUD) Events

Event	Typical Time (GMT)
RBA Interest Rate Decision	03:30
RBA Rate Statement	03:30
Employment Change	00:30
Unemployment Rate	00:30
CPI q/q	00:30
GDP q/q	00:30
Trade Balance	00:30

### 10.2 Canadian Dollar (CAD) Events

Event	Typical Time (GMT)
BOC Interest Rate Decision	14:00
BOC Rate Statement	14:00
BOC Press Conference	15:00
Employment Change	13:30
Unemployment Rate	13:30
CPI m/m	13:30
GDP m/m	13:30
Retail Sales m/m	13:30

### 10.3 US Dollar (USD) Events - Global Impact

Event	Typical Time (GMT)
Non-Farm Payrolls (NFP)	13:30
FOMC Rate Decision	19:00
FOMC Press Conference	19:30

CPI m/m	13:30
Core CPI m/m	13:30
GDP q/q	13:30
Unemployment Rate	13:30
Fed Chair Speech	Varies

## End of Manual

For support, contact telegram : [@blodsalgocom](#)

BLODSALGO LIMITED