

Available Functions 1/2



BUY Button

You can set-up a maximum of 12 Buy positions with a dedicated Stoploss and Lotsize.
The TakeProfit is calculated based on your set Risk Reward Ratio. Each Buy has his Sell equivalent Letters for Buy Positions Are : A,B,C,D,E,F,G,H,I,J,K,L



SELL Button

You can set-up a maximum of 12 Sell positions with a dedicated Stoploss and Lotsize.
The TakeProfit is calculated based on your set Risk Reward Ratio. Each Sell has his Buy equivalent Letters for Buy Positions Are : M,N,O,P,R,S,T,U,V,W,Y,Z



HEDGING Button

You can set-up a maximum of 4 Hedging (Buy & Sell) positions with a dedicated Stoploss and Lotsize.
The TakeProfit is calculated based on your set Risk Reward Ratio individually for each hedging position.
Letters for hedging Positions Are : 0,9,8,7



Break-Even Button

You can set-up one "Break-Even" button with letter 4
This will bring your stoploss at Entry price if = 0. You can set a number of points that your stoploss will be put away from your entry price to cover your spread for instance.



Close All Buy Button

You can set-up one "Close all Buy positions" button with letter 1
This will close all your Buy positions of the Active chart.



Close All Sell Button

You can set-up one "Close all Sell positions" button with letter 2
This will close all your Sell positions of the Active chart.

Available Functions 2/2



Close ALL Button

You can set-up one "Close all positions" button with letter X
This will close all your positions in MT5. From the Active chart and non active charts.



Close ALL from active chart Button

You can set-up one "Close all positions" button with letter Q
This will close all your positions of the active chart.



Close ALL Losers from active chart Button

You can set-up one "Close all losing positions" button with letter 6
This will close all your losing positions of the active chart. You can set a minimum amount.
Below the set amount positions will not close.



Close ALL Winners from active chart Button

You can set-up one Close all winning positions button with letter 5
This will close positions of the active chart. You can set a minimum amount.
Below the set amount positions will not close.



Trailing Stop Button

You can set-up one trailing stop button with letter 3
This will move your all stoplosses towards the actual price. This distance can be set in points.
This acts on all open positions. Distance is set in points from ASK price for Buys and from Bid for Sales. Trailing stop is not automatic, Each trigger moves StopLoss at the set distance from price.

Variables from Input Tab

MT5-STREAMDECK 1.61

Common Inputs

| Variable | Value |
|--|-------|
| RISK COEFFICIENT | 1.0 |
| 1/2 Risk Coefficient | |
| Default 1 is your calculated risk. | |
| For 0.5 all your positions sizes will half | |
| For 2 all your positions sizes will double | |
| SL/TP distance remain the same | |
| MAGIC NUMBER | |
| 01 Set Magic Number | 5555 |
| ---- POSITIONS ---- | |
| LETTER A (BUY) & M (SELL) | |
| 1/2 AM Lot Size | 20.0 |
| 1/2 AM Stop Loss Distance | 50.0 |
| 1/2 Risk Reward Ratio to set TP | 3.0 |
| LETTER B (BUY) & N (SELL) | |
| 1/2 BN Lot Size | 14.33 |
| 1/2 BN Stop Loss Distance | 70.0 |
| 1/2 Risk Reward Ratio to set TP | 3.0 |
| LETTER C (BUY) & O (SELL) | |
| 1/2 CO Lot Size | 10.0 |
| 1/2 CO Stop Loss Distance | 100.0 |
| 1/2 Risk Reward Ratio to set TP | 3.0 |
| LETTER D (BUY) & P (SELL) | |
| 1/2 DP Lot Size | 6.67 |
| 1/2 DP Stop Loss Distance | 150.0 |
| 1/2 Risk Reward Ratio to set TP | 3.0 |
| LETTER E (BUY) & R (SELL) | |
| 1/2 ER Lot Size | 5.0 |
| 1/2 ER Stop Loss Distance | 200.0 |
| 1/2 Risk Reward Ratio to set TP | 3.0 |
| LETTER F (BUY) & S (SELL) | |
| 1/2 FS Lot Size | 4.0 |
| 1/2 FS Stop Loss Distance | 250.0 |
| 1/2 Risk Reward Ratio to set TP | 3.0 |
| LETTER G (BUY) & T (SELL) | |
| 1/2 GT Lot Size | 10.0 |
| 1/2 GT Stop Loss Distance | 100.0 |
| 1/2 Risk Reward Ratio to set TP | 3.0 |
| LETTER H (BUY) & U (SELL) | |
| 1/2 HU Lot Size | 2.0 |
| 1/2 HU Stop Loss Distance | 100.0 |
| 1/2 Risk Reward Ratio to set TP | 3.0 |
| LETTER I (BUY) & V (SELL) | |
| 1/2 IV Lot Size | 1.0 |
| 1/2 IV Stop Loss Distance | 100.0 |
| 1/2 Risk Reward Ratio to set TP | 3.0 |

Load Save

OK Cancel Reset

MT5-STREAMDECK 1.61

Common Inputs

| | |
|--|--------------------------------|
| LETTER J (BUY) & W (SELL) | |
| 1/2 JW Lot Size | 2.0 |
| 1/2 JW Stop Loss Distance | 200.0 |
| 1/2 Risk Reward Ratio to set TP | 3.0 |
| LETTER K (BUY) & Y (SELL) | |
| 1/2 KY Lot Size | 1.0 |
| 1/2 KY Stop Loss Distance | 200.0 |
| 1/2 Risk Reward Ratio to set TP | 3.0 |
| LETTER L (BUY) & Z (SELL) | |
| 1/2 LZ Lot Size | 0.0 |
| 1/2 LZ Stop Loss Distance | 0.0 |
| 1/2 Risk Reward Ratio to set TP | 3.0 |
| ----- | |
| HEDGING 1 (KEY 0 NP) | |
| 1/2 HEDGING 1 Lot Size | 10.0 |
| 1/2 HEDGING 1 Stop Loss Distance | 50.0 |
| 1/2 Risk Reward Ratio Hedging 1 | 8.0 |
| HEDGING 2 (KEY 9 NP) | |
| 1/2 HEDGING 2 Lot Size | 20.0 |
| 1/2 HEDGING 2 Stop Loss Distance | 25.0 |
| 1/2 Risk Reward Ratio Hedging 2 | 8.0 |
| HEDGING 3 (KEY 8 NP) | |
| 1/2 HEDGING 3 Lot Size | 0.0 |
| 1/2 HEDGING 3 Stop Loss Distance | 0.0 |
| 1/2 Risk Reward Ratio Hedging 3 | 7.0 |
| HEDGING 4 (KEY 7 NP) | |
| 1/2 HEDGING 4 Lot Size | 0.0 |
| 1/2 HEDGING 4 Stop Loss Distance | 0.0 |
| 1/2 Risk Reward Ratio Hedging 4 | 8.0 |
| ----- | |
| OTHER HOTKEYS | |
| X Close all trades | |
| Q Close all trades from active chart | |
| 1 Close all BUY trades | |
| 2 Close all SELL trades | |
| TRAILING STOP (KEY 3) | |
| 1/2 Trailing Stop Loss Distance in points | 100.0 |
| BREAK-EVEN DISTANCE KEY 4 NP | |
| 1/2 Set Break-Even distance from Entry | 50.0 |
| CLOSE PROFIT POSITIONS ABOVE X \$ KEY 5 ... | |
| 1/2 Minimum Profit | 20.0 |
| CLOSE LOSING POSITIONS ABOVE X \$ KEY 6 ... | |
| 1/2 Above this amount all Losses will be clos... | 20.0 |
| ON CHART DISPLAY | |
| 1/2 Default is true (display on chart) | true |
| 1/2 Default font color is white | <input type="checkbox"/> White |
| 01 Font size | 13 |

Load Save

OK Cancel Reset

Parameters you can adjust

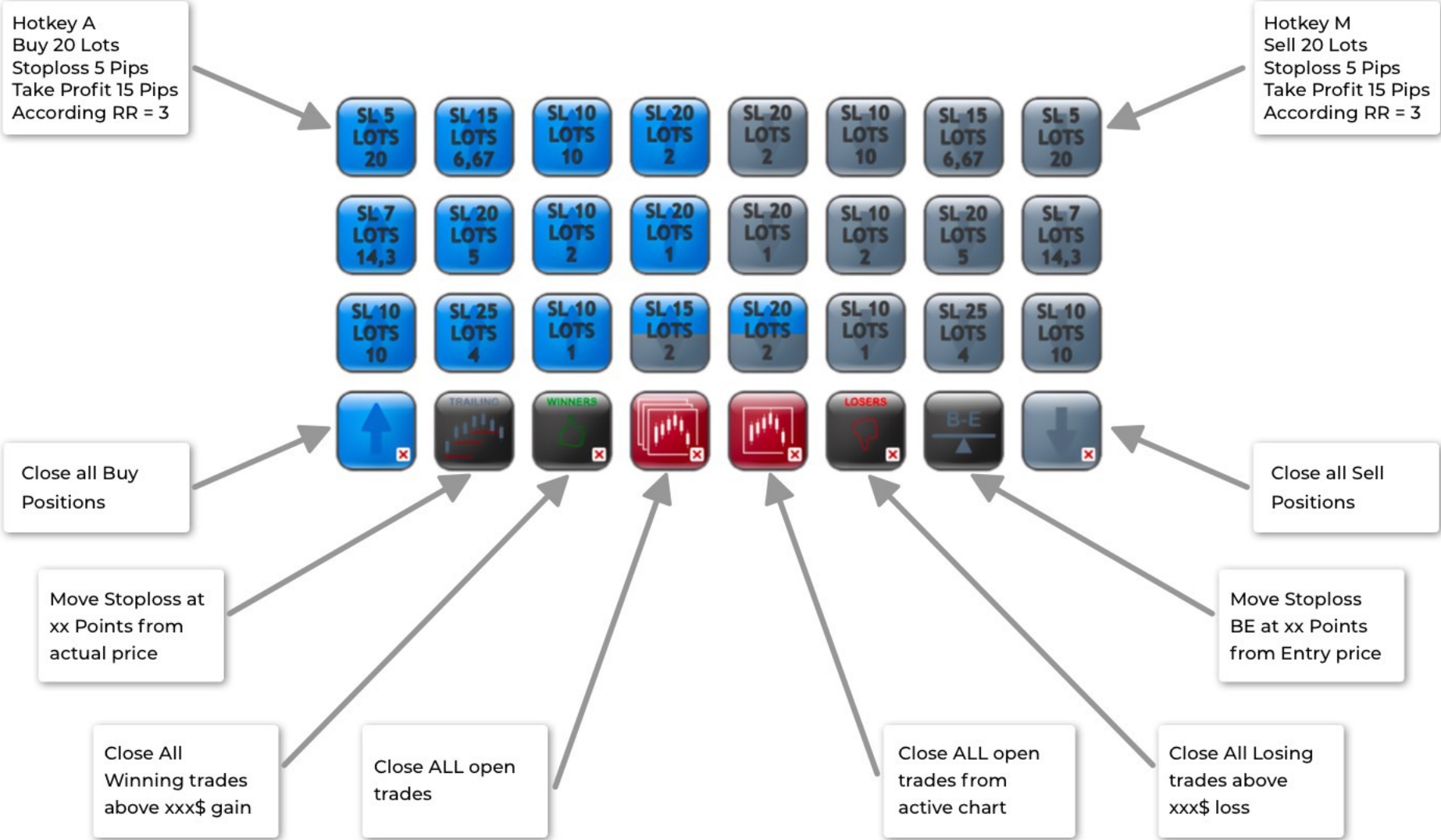
- Set a Risk coefficient that applies on all position sizes
- Set of a magic Number (to differentiate all trades of the EA)
- Define Lot size for 12 Buy/sell buttons
- Define Stoploss distance for 12 Buy/sell buttons
- Define Risk Reward Ratio for 12 Buy/sell buttons
- Set-Up 4 hedging positions with Lot size/Stoploss/Risk Reward Ratio
- Set the trailing distance for a trailing stop
- Set the Distance from entry price for Break-Even Stop Loss
- Set the minimum value in \$ for the close of winning trade
- Set the minimum value in \$ for the close of losing trade
- On-Off for the on-chart display
- Colour of on-chart display font
- Size of on-chart display font

Data of the input is saved as a .set file.

You can Have a different .set file for every chart you are using the EA on.

Lay-out on Stream Deck

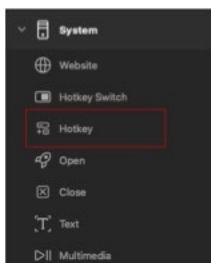
Sample of Functions on Streamdeck




Set-up Hotkeys on Stream Deck

Configuration of the keys on Streamdeck

Designate the chosen key as a Hotkey by sliding hotkey function on the chosen key



Select the background image from file



Hotkey M
Sell 20 Lots
Stoploss 5 Pips
Take Profit 15 Pips
According RR = 3

Set-up the text
you want to
appear on your
key

Hit the key you
like to assign to
this button
here A

Meta trader screenshot



At a click of a button Trade is taken with stoploss and takeprofit, display on chart of total contracts, P&L and total trades open.