Requirements specification / functional specification

Trading idea

Application of the markets of the buy-positive robot are the DAX and S&P500 (points), because the spreads are lower. According to the progression scheme, a maximum of 13 buy-orders are set with different but fixed TP and SL intervals. Also the lot sizes are fixed. According to my observation, it is very rare that the rate falls continuously by more than 350 points without rising anything. In the unlikely event that this happens, option 14a)+ should be programmed. If the rate continues to fall, the take profit (TP) of order 13a) is adjusted steadily downwards until the rate rises again somewhat (rate correction) and the order can be closed quickly. Here, the margin% of the investment account is kept low. The few parameters (variables) in the input field see under input table. The buy-positive robot generates positive results in upward and sideways trends. Also in the moderate downward trend (occasional price corrections), the robot generates positive results. In order to survive a strongly falling and longer lasting downward trend halfway unharmed and quickly, the robot should execute option 14a)+. The take profit (TP) of order 13a) is continuously adjusted downwards.

Application of the markets of the buy-positive robot: DAX / S&P500

Abbreviations: SL (=Stop Loss); TP (=Take Profit); TS (=Trailing Stop);

buy-positive robot phase 1: ___ buy-positiv robot phase 2: ___

1a) **buy-order: lot size: 0.11 (0.33); TP: 20 points; SL: 10 points;**
If the 1a) buy-order ends in TP immediately continue to 1a)
If the 1a) buy-order ends in SL immediately continue to 2a)

2a) Immediate positioning of a "Buy Limit order" and a "Buy Stop order" at a distance of **5 points** from the current rate; (picture 1)
2b) If a buy order is then inevitably triggered, the other order is to be deleted immediately;
buy order: lot size: 0,17 (0.5); TP: 22 points; SL: 10 points;
If the 2a) buy-order ends in TP immediately continue to 1a)
If the 2a) buy-order ends in SL immediately continue to 3a)

3a) Immediate positioning of a "Buy Limit order" and a "Buy Stop order" at a distance of **5 points** from the current rate; (picture 1)
3b) If a buy order is then inevitably triggered, the other order is to be deleted immediately;
buy order: lot size: 0,25 (0.75); TP: 23 points; SL: 10 points;
If the 3a) buy-order ends in TP immediately continue to 1a)
If the 3a) buy-order ends in SL immediately continue to 4a)

4a) Immediate positioning of a "Buy Limit order" and a "Buy Stop order" at a distance of **5 points** from the current rate; (picture 1)

4b) If a buy order is then inevitably triggered, the other order is to be deleted immediately;
buy order: lot size: 0,4 (1.2); TP: 23 points; SL: 15 points;
If the 4a) buy-order ends in TP immediately continue to 1a)
If the 4a) buy-order ends in SL immediately continue to 5a)

5a) Immediate positioning of a "Buy Limit order" and a "Buy Stop order" at a distance of **5 points** from the current rate; (picture 1)

5b) If a buy order is then inevitably triggered, the other order is to be deleted immediately;
buy order: lot size: 0,6 (1.8); TP: 26 points; SL: 15 points;
If the 5a) buy-order ends in TP immediately continue to 1a)
If the 5a) buy-order ends in SL immediately continue to 6a)

6a) Immediate positioning of a "Buy Limit order" and a "Buy Stop order" at a distance of **5 points** from the current rate; (picture 1)

6b) If a buy order is then inevitably triggered, the other order is to be deleted immediately;
buy order: lot size: 0,9 (2.7); TP: 28 points; SL: 15 points;
If the 6a) buy-order ends in TP immediately continue to 1a)
If the 6a) buy-order ends in SL immediately continue to 7a)

7a) Immediate positioning of a "Buy Limit order" and a "Buy Stop order" at a distance of **10 points** from the current rate; (picture 1)

7b) If a buy order is then inevitably triggered, the other order is to be deleted immediately;
buy order: lot size: 1,33 (4); TP: 30 points; SL: 20 points;
If the 7a) buy-order ends in TP immediately continue to 1a)
If the 7a) buy-order ends in SL immediately continue to 8a)

8a) Immediate positioning of a "Buy Limit order" and a "Buy Stop order" at a distance of **10 points** from the current rate; (picture 1)

8b) If a buy order is then inevitably triggered, the other order is to be deleted immediately;
buy order: lot size: 2 (6); TP: 34 points; SL: 20 points;
If the 8a) buy-order ends in TP immediately continue to 1a)
If the 8a) buy-order ends in SL immediately continue to 9a)

9a) Immediate positioning of a "Buy Limit order" and a "Buy Stop order" at a distance of **10 points** from the current rate; (picture 1)

9b) If a buy order is then inevitably triggered, the other order is to be deleted immediately;
buy order: lot size: 3 (9); TP: 37 points; SL: 20 points;
If the 9a) buy-order ends in TP immediately continue to 1a)
If the 9a) buy-order ends in SL immediately continue to 10a)

10a) Immediate positioning of a "Buy Limit order" and a "Buy Stop order" at a distance of **10 points** from the current rate; (picture 1)

10b) If a buy order is then inevitably triggered, the other order is to be deleted immediately;

buy order: lot size: 4,5 (13,5); TP: 39 points; SL: 30 points;

If the 10a) buy-order ends in TP immediately continue to 1a)

If the 10a) buy-order ends in SL immediately continue to 11a)

11a) Immediate positioning of a "Buy Limit order" and a "Buy Stop order" at a distance of **10 points** from the current rate; (picture 1)

11b) If a buy order is then inevitably triggered, the other order is to be deleted immediately;

buy order: lot size: 6,66 (20); TP: 47 points; SL: 30 points;

If the 11a) buy-order ends in TP immediately continue to 1a)

If the 11a) buy-order ends in SL immediately continue to 12a)

12a) Immediate positioning of a "Buy Limit order" and a "Buy Stop order" at a distance of **10 points** from the current rate; (picture 1)

12b) If a buy order is then inevitably triggered, the other order is to be deleted immediately;

buy order: lot size: 10 (30); TP: 52 points; SL: 30 points;

If the 12a) buy-order ends in TP immediately continue to 1a)

If the 12a) buy-order ends in SL immediately continue to 13a)

13a) Immediate positioning of a "Buy Limit order" and a "Buy Stop order" at a distance of **10 points** from the current rate; (picture 1)

13b) If a buy order is then inevitably triggered, the other order is to be deleted immediately;

at the same time

→ **buy order: lot size: 15 (45); TP: 55 points; SL: without;**

13a) buy-order: Continues to run until TP or closing by hand

→ 1a) **buy-order: lot size: 0,11 (0.33); TP: 20 points; SL: 10 points;** → **further see above 1a)**

→ 14a) Immediate positioning of a "Sell Stop order" at a distance of 30 points

(**sell-order: lot size: 15 (45); TS: 30 points)**

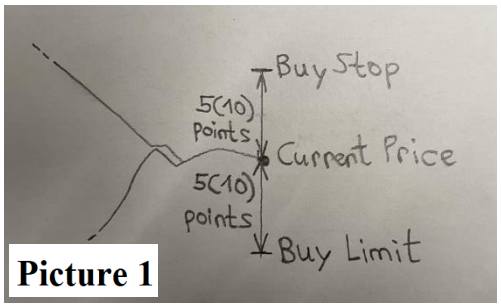

Picture 1

Information for clarification

Start / End on the trading day:

The orders from 1a) to 12a) are to be closed at the entered end time. No order should be opened in the remaining few minutes of trading. On the next trading day, the robot starts with the same lot size and proceeds according to my strategy. For example, if at the end of the trading day a 2a) or 7a) or 12a),... order is closed (at 21:50), then on the next trading day (at 08:10) the 2a)/7a)/12a),... order should simply be reopened.

Two exceptions:

* If a 13a) order is open at the entered end time and it has not yet been closed by the TP (and not manually) then the 13a) order must not be closed automatically. This continues to run (also several trading days possible) until the TP has been triggered or this is closed manually.
* Option 14a)+: All sell orders with TS30 must also not be closed automatically. These continue to run until the TS has been triggered.

Input table "by hand" & typical examples

Phase 1 oder 2	1
Roboter Start	08:10
Roboter Ende	21:50
TP +	1
Option 14a)+	false / true
+z	2,3,4 or 5

- Input phase: 1 or 2
- Typical start / end for the DAX (trading time from 08:05 to 21:55)
  Typical start / end for the S&P 500 (trading time from 02:00 to 22:15)
- Additional points (addition) to all TP (e.g.: 0 = remains the same see above;
  1: means +1 point at all 13 buy-order instead of 20 points new 21, instead of 23 points new 24, instead of 55 points new 56,...
  3: means +3 points at all 13 buy-order...)
- Option 14a)+ : if this option runs as desired (according to the specification), then here always true is selected
- +z: Explanation see page 10 below and 11 above

Progress diagram for illustrative clarification



Optional Order 14a)+

at the same time

→ **buy order: lot size: 15 (45); TP: 55 points; SL: without;** (320 points distance)
13a) buy-order: Continues to run until TP or closing by hand

→ 1a) **buy-order: lot size: 0,11 (0.33); TP: 20 points; SL: 10 points** → **further see above 1a))**

→ 14a) Immediate positioning of a "Sell Stop order" at a distance of 30 points (350 points distance)
(**sell-order: lot size: 15 (45); TS: 30 points)**

After the order 13a) and the order 1a) have been opened at the same time and also at the same time the positioning of a "Sell Stop order" has been carried out at a distance of 30 points, the following procedure shall be programmed:

If the rate continues to fall and the "Sell Stop order" is opened. (before the order 13a) **TP:55** points)

14a) **sell-order: lot size: 15 (45); TS: 30 points;**
Procedure when the trailing stop order 14a) is closed in the ranges I, II, III and IV:

IV: Immediately opening: 15a) **sell-order: lot-Größe: 15 (45); TS: 30 points;**
and the TP distance of order 13a) shall be changed from **TP:55** to 25 points

III: Immediately opening: 15a) **sell-order: lot-Größe: 15 (45); TS: 30 points;**
and the TP distance of order 13a) shall be changed from **TP: 55**
to 55 - y points

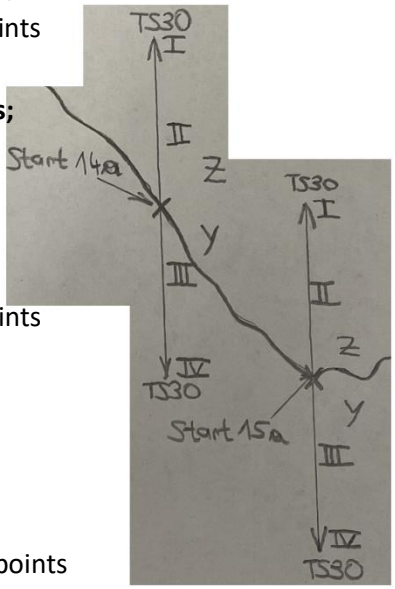

I: Immediately positioning of a „Sell Stop order“ (where 14a) has opened)
and the TP distance of order 13a) shall be changed from **TP: 55** to 85 points
→ rate runs towards TP 85 points and closes the order 13a)
and immediately the „Sell Stop order“ must be deleted
→ rate runs back to the „sell Stop order“ and open order 14a)

II: Immediately positioning of a „Sell Stop order“ (where 14a) has opened)
and the TP distance of order 13a) shall be changed from **TP: 55** to 55+z points
→ rate runs towards TP 55+z points and closes the order 13a)
and immediately the „Sell Stop order“ must be deleted
→ rate runs back to the „sell Stop order“ and open order 14a)

In the same sense (see picture 2a, 2c, 2d) now: sell order 15a), sell order 16a),... shall be programmed! (all sell orders with TS: 30 points and lot size: **15** (**45**);)

General info: If a 14a)+ order is still open at the end of the trading day, do not close it automatically, the 14a)+ orders should simply continue on the next trading day according to my strategy. If the rate runs on the next trading day "further away" again (than to the closing rate on the previous day) then still add or subtract the actual deviation points to the **TP:55** points. (order 13a). (according to strategy see above). Even if it is for example 80 points.

General info: If the order 13a) **TP:55** points is reached before the "Sell Stop order" (positioning to start) and the 13a) order is closed, then the "Sell Stop order" must also be deleted immediately upon closing (order 13a). Optional 14a)+ will **not** be activated!

Explanation picture 2a for better understanding:

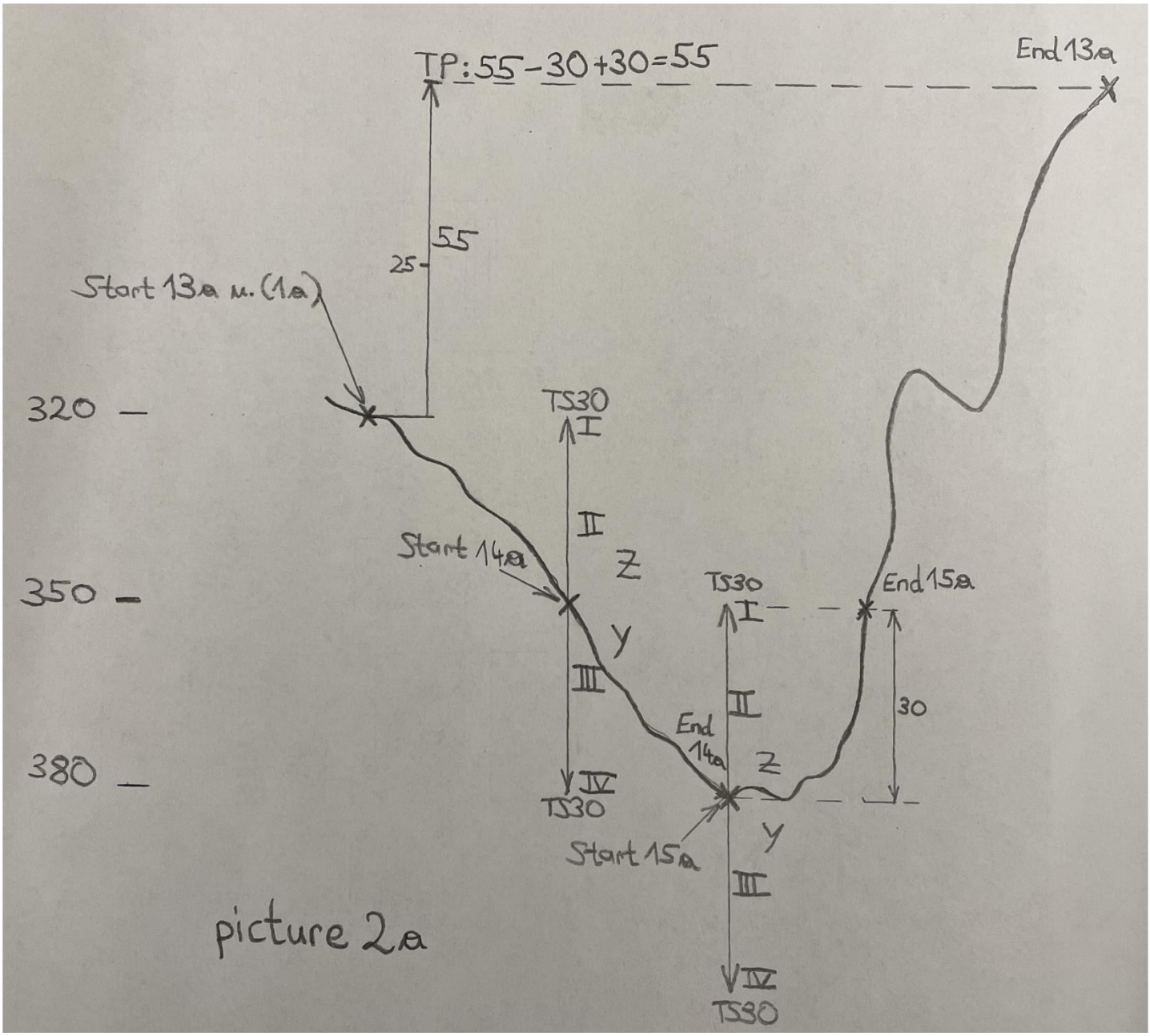

As per the progress chart, order 13a) and 1a) have opened simultaneously. Also the "Sell Stop order" is positioned at a distance of 30 points. According to the strategy, order 1a) should continue to run from the beginning. The rate falls 30 points from the opening. (320 to 350 points). The order 14a) opens. The rate continues to fall by 30 points. The order 14a) is closed in area IV. Immediately order 15a) is opened and the TP of order 13a) is changed to 55 - 30 = 25. The rate now rises steadily by 30 points. The order 15a) is closed in area I. Immediately a „Sell Stop order“ is positioned.(where 15a) has opened) The TP of order 13a) is changed to 25 + 30 = 55. The rate continues to rise and then closes order 13a) at TP=55 points. Also immediately the „Sell Stop order“ must be delete.

Info: order 14a) and 15a): **sell-order: lot size: 15 (45); TS: 30 points;**

Explanation picture 2c for better understanding:

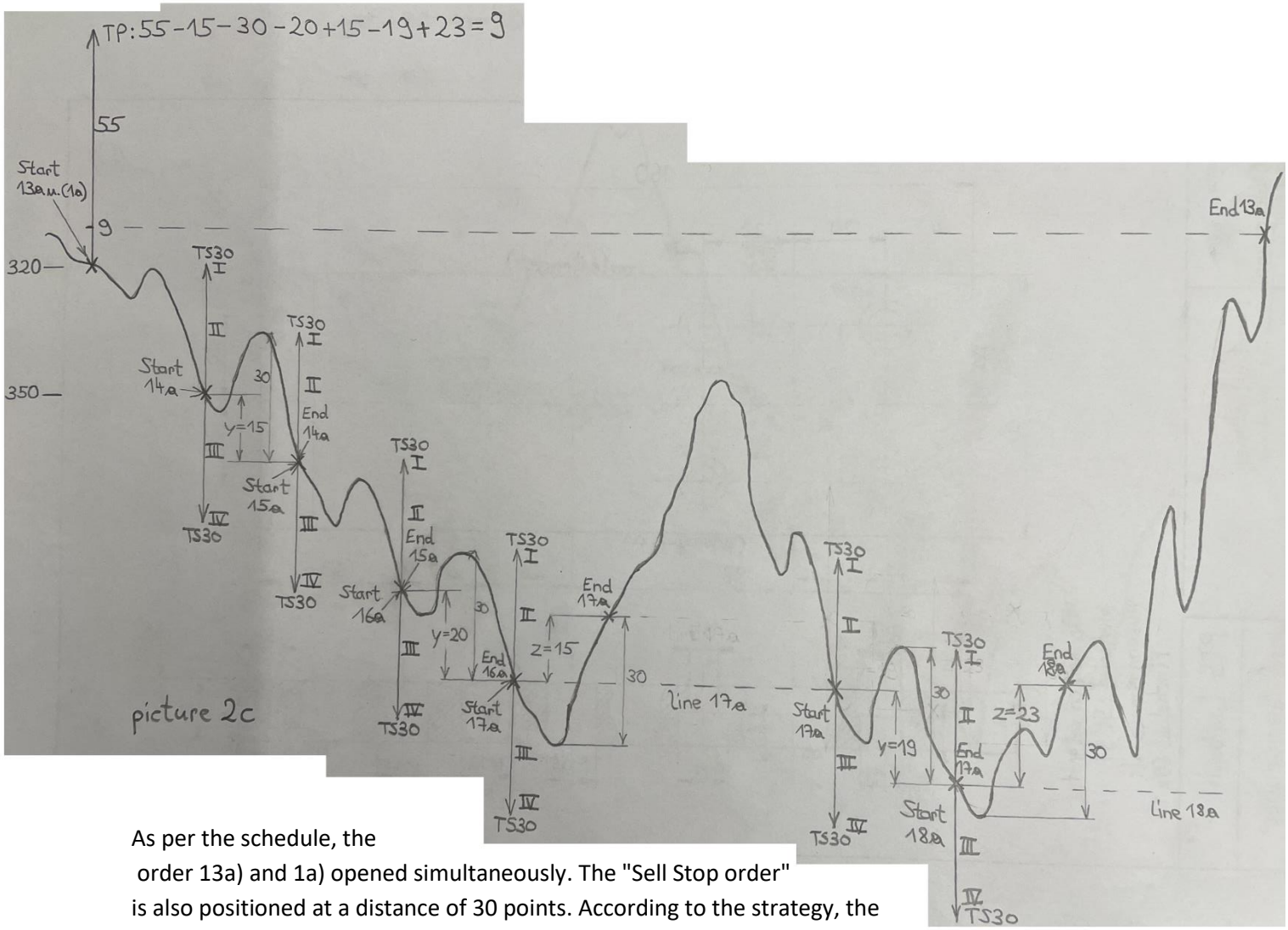

As per the schedule, the order 13a) and 1a) opened simultaneously. The "Sell Stop order" is also positioned at a distance of 30 points. According to the strategy, the order 1a) is to be continued from the beginning. The rate falls 30 points from the opening. (320 to 350 points). The order 14a) opens. The rate falls and rises some more and then finally falls. The order 14a) is closed in area III. Immediately order 15a) is opened and the TP of order 13a) is changed to 55 - 15 = 40. The rate continues to fall (with a short up) and order 15a) is closed in area IV. Immediately, order 16a) is opened and the TP of order 13a) is changed to 40 - 30 = 10. The rate falls and rises a bit more and then finally falls. The order 16a) is closed in area III. Immediately order 17a) is opened and the TP of order 13a) is changed to 10 - 20 = -10. The rate falls a bit and then rises. The order 17a) is closed in area II. Immediately a „Sell Stop order“ is positioned.(where 17a) has opened)The TP of order 13a) is changed to -10 + 15 = 5. The rate continues to rise, but not to TP=5 of order 13a). Then the rate falls again and runs back to the „Sell Stop order“ (line 17a). Opening order 17a. The rate falls and rises some more and then finally falls. The order 17a) is closed in area III. Immediately order 18a) is opened and the TP of order 13a) is changed to 5 - 19 = -14. The rate falls a bit and then rises. The order 18a) is closed in area II. Immediately a „Sell Stop order“ is positioned.(where 18a) has opened)The TP of order 13a) is changed to -14 + 23 = 9. The rate then continues to rise and falls again a little, but does not reach „Sell Stop order“ (line 18a). Then the price rises with several up and down and then closes the order 13a) at TP=9 points. Also immediately the „Sell Stop order“ must be delete.

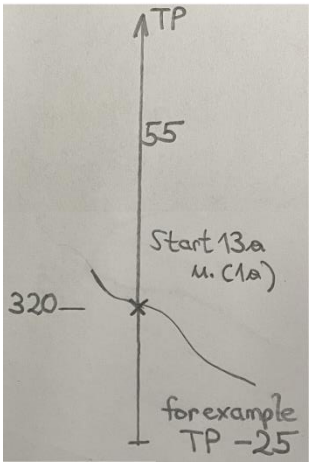

Info: order 14a), 15a), 16a), 17a) und 18a): **sell-order: lot size: 15 (45); TS: 30 points;**

Explanation picture 2d for better understanding (rate falling strongly and longer)

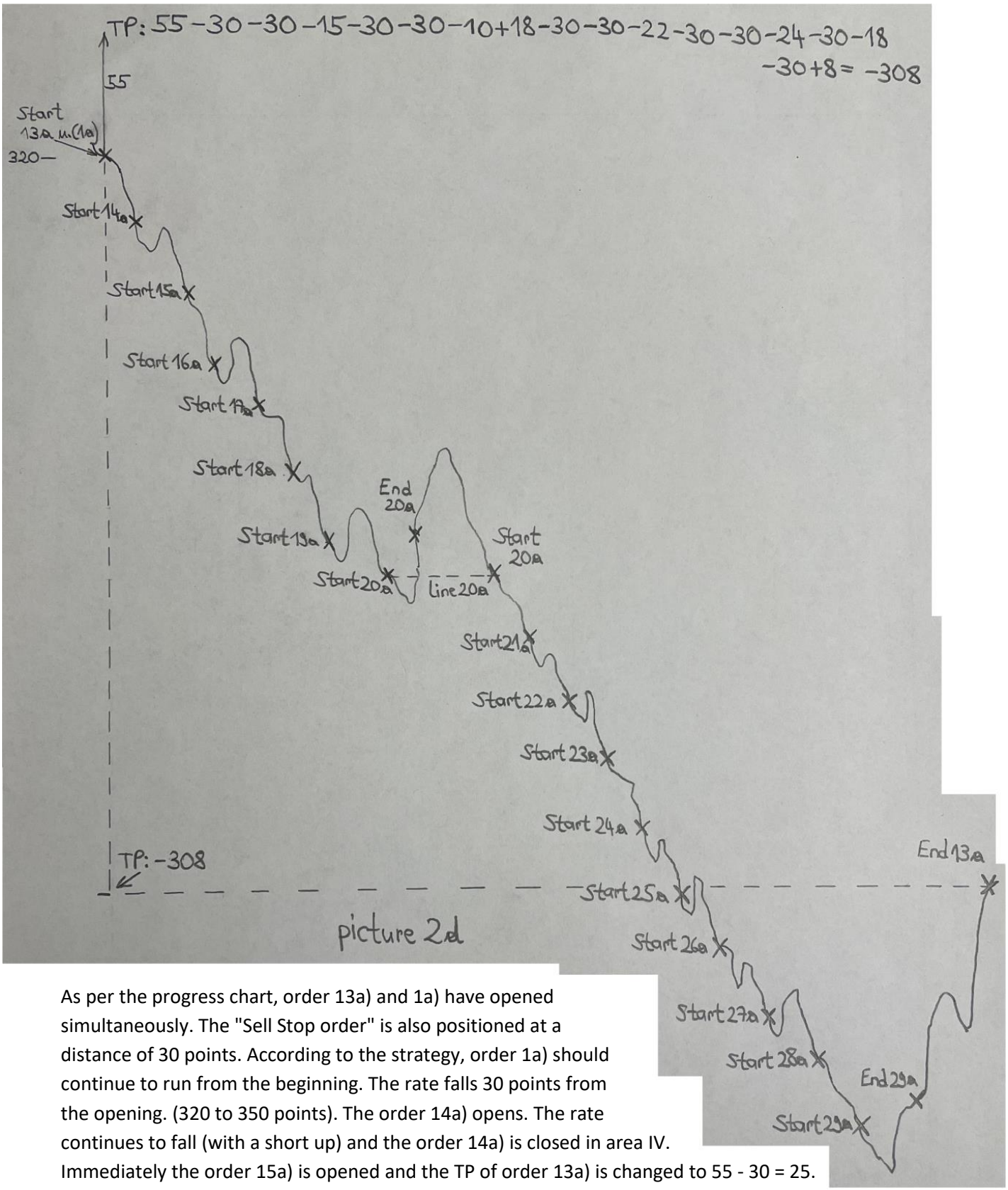

picture 2d

As per the progress chart, order 13a) and 1a) have opened simultaneously. The "Sell Stop order" is also positioned at a distance of 30 points. According to the strategy, order 1a) should continue to run from the beginning. The rate falls 30 points from the opening. (320 to 350 points). The order 14a) opens. The rate continues to fall (with a short up) and the order 14a) is closed in area IV. Immediately the order 15a) is opened and the TP of order 13a) is changed to 55 - 30 = 25. The rate continues to fall and order 15a) is closed in area IV. Immediately, order 16a) is opened and the TP of order 13a) is changed to 25 - 30 = -5. The rate continues to fall (with a short up) and order 16a) is closed in area III. Immediately order 17a) is opened and the TP of order 13a) is changed to -5 - 15 = -20. The rate continues to fall and order 17a) is closed in area IV. Immediately order 18a) is opened and the TP of order 13a) is changed to -20 - 30 = -50. The rate continues to fall and order 18a) is closed in area IV. Immediately order 19a) is opened and the TP of order 13a) is changed to -50 - 30 = -80. The rate continues to fall (with short on) and the order 19a) is closed in area III. Immediately order 20a) is opened and the TP of order 13a) is changed to -80 - 10 = -90. The rate falls

a bit and then rises. The order 20a) is closed in area II. Immediately a „Sell Stop order“ is positioned.(where 20a) has opened)The TP of order 13a) is changed to -90 + 18 = -72. The rate continues to rise, but not to TP=-72 of order 13a). Then the rate falls again and runs back to the „Sell Stop order“(line 20a). Opening order 20a. The rate continues to fall and order 20a) is closed in area IV. Immediately order 21a) is opened and the TP of order 13a) is changed to -72 - 30 = -102. The rate continues to fall (with a short open) and order 21a) is closed in area IV. Immediately order 22a) is opened and the TP of order 13a) is changed to -102 - 30 = -132.The rate continues to fall (with a short up) and order 22a) is closed in area III. Immediately, order 23a) is opened and the TP of order 13a) is changed to -132 - 22 = -154. The rate continues to fall and order 23a) is closed in area IV. Immediately, order 24a) is opened and the TP of order 13a) is changed to -154 - 30 = -184. The rate continues to fall (with a short open) and order 24a) is closed in area IV. Immediately order 25a) is opened and the TP of order 13a) is changed to -184 - 30 = -214. The rate continues to fall (with a short up) and order 25a) is closed in area III. Immediately order 26a) is opened and the TP of order 13a) is changed to -214-24 = -238. The rate continues to fall and order 26a) is closed in area IV. Immediately, order 27a) is opened and the TP of order 13a) is changed to -238 - 30 = -268. The rate continues to fall (with a short up) and order 27a) is closed in area III. Immediately order 28a) is opened and the TP of order 13a) is changed to -268 - 18 = -286. The rate continues to fall and order 28a) is closed in area IV. Immediately, order 29a) is opened and the TP of order 13a) is changed to -286 - 30 = -316. The rate falls a bit and then rises. The order 29a) is closed in area II. Immediately a „Sell Stop order“ is positioned.(where 29a) has opened)The TP of order 13a) is changed to -316 + 8 = -308. The rate then continues to rise and falls again slightly, but does not reach the „Sell Stop order“. Then the price rises with several ups and downs and then closes the order 13a) at TP=-308 points. Also immediately the „Sell Stop order“ must be delete.
Info: order 14a) to 29a): **sell-order: lot size: 15 (45); TS: 30 points;**

Info: As can be seen in picture 2d, the rate continues to fall strongly and for a long time after order 13a (and 1a). Here the following sell-orders (14a) to 29a...)) close for the most part in the range III or IV, positive money amounts are generated. The **TP:55** points of order 13a) is continuously pulled down. Since the market (DAX or S&P500) is not constantly falling and is very volatile, the rate also rises quickly again something and also makes a correction in the downward trend. I use this to then close the order 13a). So I relieve my investment account and the unwanted order13a) can still be closed promptly.(also the orders 14a)+ not runs when 13a) is closed) Positive amounts of money makes the simultaneously started 1a)... orders.

Info: Rarely (not often in the year) the option 14a)+ can occur several times at the same time (2-fold: if the rate falls over 2x350 =700 points quickly and strongly, 3-fold: if the rate falls over 3x350 = 1050 points quickly and strongly;...). Also this rare condition is no problem, since the strategy 14a)+ is maintained and a course correction will surely take place promptly.

Info: to compensate the SWAP costs,... the **TP:55**points of the order 13a) should be set daily by **additional two (2) points automatically upwards**, simply plus 2 points. (Only when order 13a) and if necessary orders 14a)+ are running) The robot should raise the TP of order 13a) by 2 points every day at 21:50. As you know, the 13a) order (and 14a)+)will continue to run overnight (or weekend) until the TP is triggered by the rate and the 13a) order is closed. For example, if the order 13a) is open for 10 trading days until the rate triggers the TP, the robot should raise the TP by an additional 10x2=20 points over the 10 days. (plus 20 points). Of course this daily adjusted TP of 13a) order use the optional 14a)+ orders as reference according to my strategy. (for example TP order13a) TP: -308 points at the end of the day, new: -306 points; or TP:35 points at the end of the day, new: 37 points;...). To compensate for increasing SWAP costs in the future, I would like to be able to enter the

above mentioned 2 points (Additional to TP:55 at order 13a) by hand in the input field. Possible entries: 2,3,4 or 5 points. (+z)

General

* The trading robot with the name: buy-positive must run in MetaTrader 5 (MT5)
* The trading robot will be thoroughly tested by me on the demo account and strategy tester, if it runs according to my strategy it will be completed in the live account. I will, as usual, try to finish the test phase quickly to keep the time until payment short.
* The trading robot is used only for stock indexes (points)
* If in the test phase (on the demo account) any deficiencies or errors appear (deviation according to specifications), I ask you to correct them quickly and free of charge and send me the revised trading robot again.
* **I may not be able to test the 14a)+ option during the test phase, as it will not occur frequently. If later (after the payment phase) deficiencies or errors appear with 14a)+ (deviation according to specifications), I still ask you to correct the trading robot quickly and free of charge and to send me the revised trading robot to me again.**
* After the payment I ask you to send me the .ex5 - file finally (source-file) and **without time limits** (I pay the robot once according to the fixed sum and no monthly "rent" or similar...)