

Requirements Specifications for "TechMoney; Pivot©"

20 Dec 2019

Summary:

Create R15 is challenging to code and requires attention to detail, a pre-emptive approach to understand logic before coding it. You must be a world class professional programmer able to honour deadlines and work on this full time to deliver correct and complete within 2 wks of start. It's requirement to check your own work against logic and to ensure it's bug free before any submission. Each submission must be accompanied by developer notes of what has been done (checked, confirmed, correctly). The goal is to have EA operational without bugs, functioning from 1 file, presented in 1 file (ex4, mq4) for ease for end user. If the below is acceptable and you can deliver according to this docs; I welcome your offer and progress. The developer owns the error detection/testing/fixing process without reliance of client. This project entails using code from R15 (starting on p24 and 58 respectively in this doc)/ adding to it and recreating from scratch where necessary to complete the indicator. Source MQ4 EA **TechMonegise© v2.11** will be supplied. R15 is not currently coded in the way described in this doc however it must be created so it is. Job only deemed complete IF WITHOUT BUGS. Special attention to bugs 1 and 3 that seem recurring in every EA created. Payment for this is \$370.

Future jobs for **TechMoney; Pivot© EA**:

-To create Money management Rules in E onwards that will be defined and 90% of source code provided to complete the EA for an additional \$150.

Executing the below deems the developers acceptance of terms within this document. Ensuring no new bugs and that EA is optimised fully.

Important Note:

I) Supplied TechMonegise© v.2.11 EA is made up of 28 numerical signal rules and system rules in letters (A-E). Based on 26 indicators:

Norbert 60 seconds (ADX), Volume Divergence Markers, Gap Finder 01 (same settings can be used for all GF Rules, so it can be listed in ea cross rule setting), VolumeMA, Tangoline_v1.2.mql4, PinbarDetector, MAB_TD_Sequential, iMA (Moving Average), PVT, Zone Trade_v2.4, Better Volume 1.4, Accumulation, CCwSF, AO Divergence, AIO Divergence (ATR), Bulls, ADX_Difference, Gator, FlashMove Divergence, Moving Average, MACD, Bollinger bands, Stochastics, Price Speed, Price Direction indicator. These indicators must all be built in (internalised to EA, if they have not already been). Their source code has either already been, can be provided (some have been adapted). ALL are coded into EA supplied in attached zip.

This means we have source for all non standard indicators. Therefore EA should not need any non standard indicators to be installed to platform. Any indicator bugs (such as those alerted in note X) and their repair is part of fixing EA so it works as intended and is part of the agreed price for this whole v2 job. This job does not pay hourly rate, regardless of developer input. The agreed price is for correct, complete, functioning EA as specified in this document.

II) Before assignment of this project to developer. A voice speak through (not text) on skype by developer with shared screen as needed to explain in their own words each rule/strategy and their suggestions. If this is not possible they should provide written summary of ALL rules. This should pre-empt any mis-interpretation of the strategy rules and how they are programmed. Where text in this document has not been specific enough in detail and developer makes wrong assumption of requirement which makes the EA trade in an unintended manner. Then it is developers responsibility to make the correction as part of this job and it's price.

III) Payment to be calculated as per schedule and made in total at end of this milestone (when all below is attempted). Each of below must be accepted/determined by client as completed in order to be added to developer sum due at end:

If developer does not complete and it's his fault in not delivering complete demo before 30 days and job has to go to arbitration he agrees to refund the 10% charged by MQL to paypal acc.

Project on basis that you can have "Private Use". But not for re creation (including re distribution, resale as EA, signals or code). All the exclusive creation, idea, copy rights to the ordered software assigned to the customer (personally and in reflected commercial entity i.e TechMoney Ltd). So no reference to developer/contact details made on EA or in it's source code.

IV) Developer to provide bug free EX4 version of MT4 EA with source code and back test on 2 different pairs on completion. This is requested as I sometimes have trouble doing back test.

VI) All developers want to start from scratch. Here is interesting comment from one: "That will be more painful than making new one's. Your ea is using just a simple functions like in good old days of MQL. Modern approach is when you use OOP (structures, classes etc) so you don't need to repeat the code over and over again, declare hundreds of buffers for indicators etc. For example indicator can be done lik in your ea - where each indicator has its buffers filed separately, or it can be created as a class, where class defines the internal buffers and function. Then a class can be initialised like a pointed in INIT function (something similar like "handle" in mt5) and you just use it inside the code. That shortens the code by 1000 lines in your ea & also makes the whole logic less buggy." Is this how you propose to do!?

VII) Detail of expert should include; placing all of the necessary checks, error description to be printed in Journal, restore normal operation after a connection failure, add a few attempts to open a position with an error, and maybe something else - at your discretion. All exceptions should be handled. Should work on all markets with different brokers on real account, with different EA's (therefore have Variable: "Magic Number": 999). Critical errors, such as NOT_ENOUGH_MONEY, ACCOUNT_IS_DISABLED etc., will off course immediately stop the operation. After non-critical errors (REQUOTE, TRADE_CONTEXT_IS_BUSY etc.) the EA will try again (I think, 5 attempts with 250 ms interval).

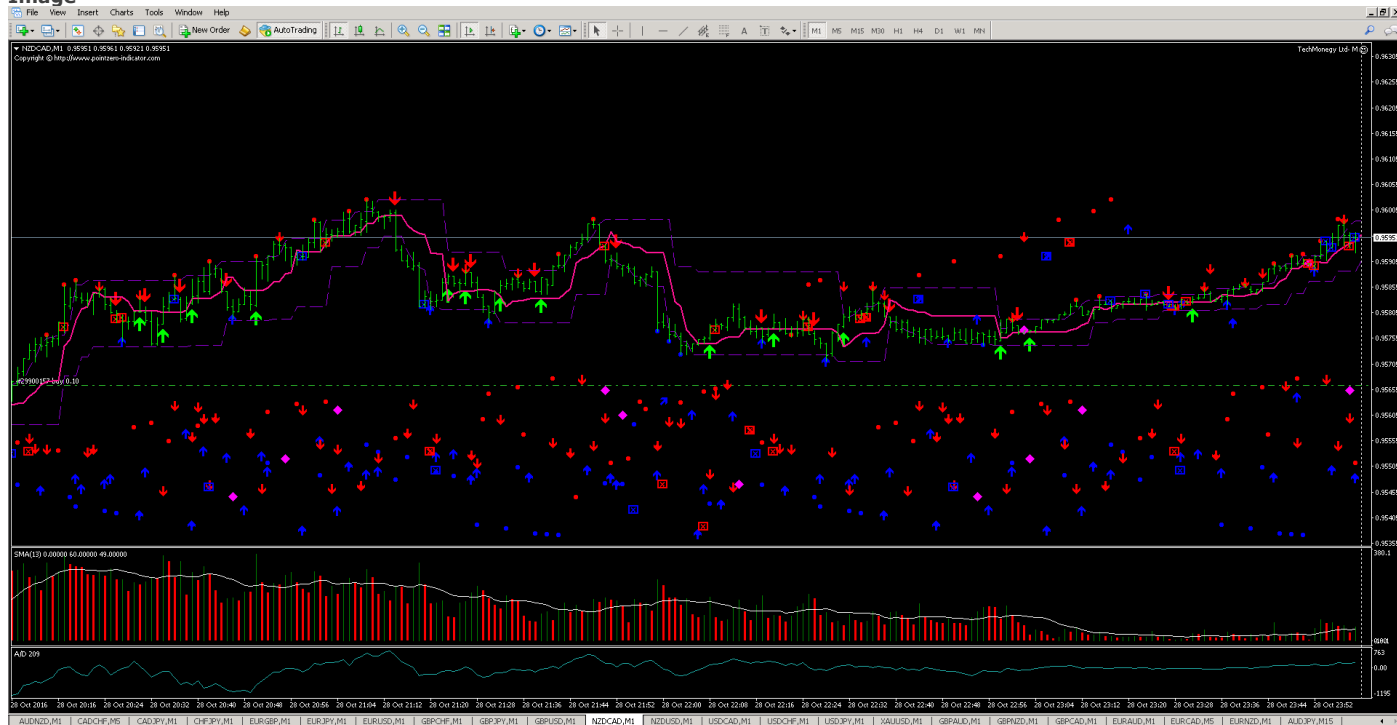
VIII)

IX)

X) R's 1-28 for Volume_Divergence_Markers and other indicators should not be identified by these error markings that appear regularly as can be seen in Image A. They appear away from the price. They tend to occur by themselves after a period and when dragging chart back in time. When trading manually, to correct markings I usually set chart to M5 then back to M1. This makes only the correct markings appear again in M1. **Can these error indicators (see in Image) be prevented from being counted as part of Rules 1-25? I've been informed:** Yes, it can. The

reason for the bug - the developer hadn't made recalculation of the indicator buffers after history loading. It's a serious bug, but it won't cause EA errors, because the EA will always recalculate required indicator values.

Image



XI) EA should be designed to easily add more entry/indicator forming rules such as those in R's 1-28 .

XII) Each of the rules occurrence must be illustrated/stated in chart/journal markings. Along with an indicator which informs the state of rules in all TFs, so useful info can be gleaned e.g 3rd consecutive rule 1 occurred at better price.

XIII)

XIX) Optimize to lighten resource of EA. Ensure it will work on 25 pairs on 5 platforms on VPS. Including indicators recoding for recalculating all.

XV)

XVI) Misc:

-Note on platforms: mt5 is going to be a huge pain. I have found out few days ago why mt5 is so buggy, it has appeared that mt5 uses indicators asynchronously and in case of this ea imagine how big data leak my be.

- Remember to change release date at top right corner .

XVII) Fully test and debug EA. Provide instructions on how to change necessary variable values and license details from within source code then secure the .ex4 file so it can't be opened.

XVII) EA must be Operationally resilient so does not depend on external factors for it's functioning, e.g download on historic data for Look Back Days (with the need to load historic data, i.e if platform has no historic data downloaded, EA should just look from point ea was loaded!? Otherwise specify auto download of historic data task) or Summer Winter GMT offset with broker. Should work without manual intervention of user.

XIX)

XX) The goal of this job is to have EA functioning as intended without hanging, freezing, bugs. It must be reliably trust worthy to wrk on real acc. EA must be independent and operationally resilient, not relying on so many external factors and peculiar nuances. Developer must focus on this rather than amount of work or hrs put in.

XXI) Here are known bugs to v2.11. Check and ensure they don't occur on TechMoney; Pivot©.

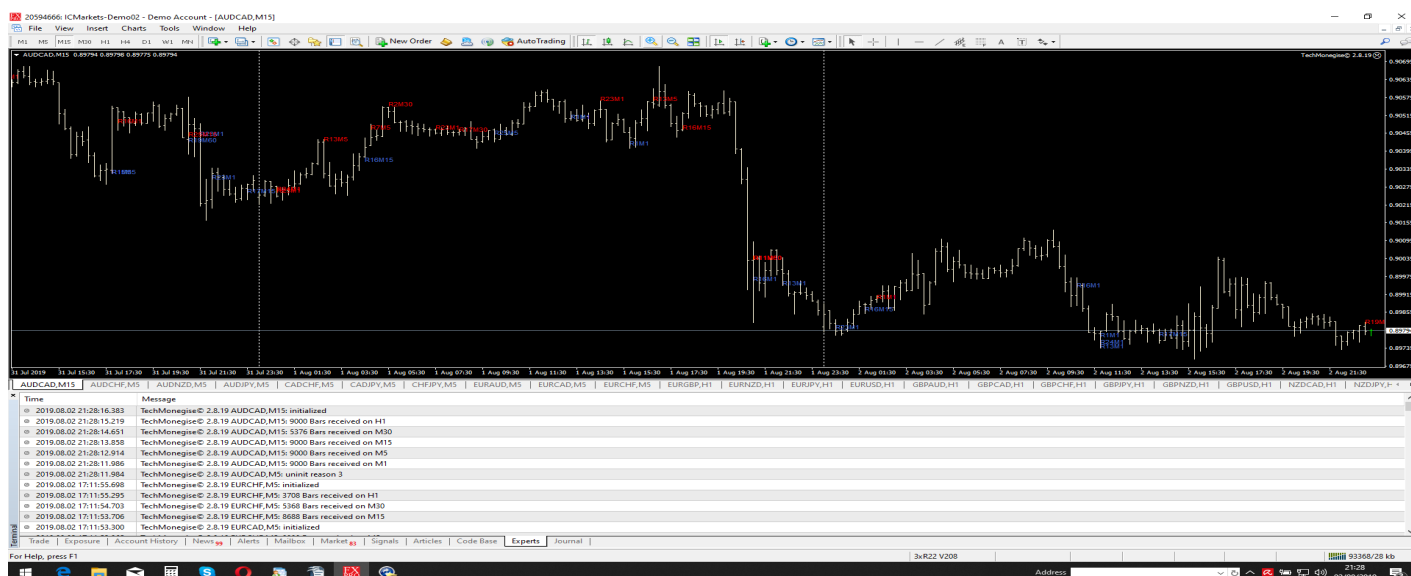
1) When platform/EA is restarted or changing chart display TF; chart displays different R's (with same settings). This even happens when first loading of the platform/EA. No repaint indicators used. This critically needs fixing please!!!! Red dotted line is time platform was running from:



Here you can see new R17 sell appeared on TF change after red dotted line i.e time platform was running from:



3) Completely different signals/results every time a chart TF change is made even before time of last ea/platform load or TF change! This is additionally critical to bug 1. Spot the difference, running from 17:11:



Changed TF at 21.28. As you see no new signal since 17.11. However new R1 and R24 longs appear around 11am.

Important notes for bugs 1-3:

Almost every time the EA is loaded with same set, the results are different, almost every TF change also gives different results, then there is the obvious fact that live running results change on recalculation event!

Goal is to make the EA's/trades placed in live running using same logic as those historically seen. So after an EA recalculation event e.g platform restart/EA reload; the same A's seen since time EA was running live must display that did during live running of EA. Once an "A" appears it must not disappear on EA recalculation event. Real time signals that appear must use same logic as that which produced historic signals. So user can depend on future trades being same as those (settings/strategy) that produced seen historic "A's".

If unable to solve above as a solution to bugs 1-3, how about when an entry signal is given, the EA automatically reloads on that chart (as if it's just be applied or TF changed) so all is recalculated. If signal still there then it trades!? It must apply the same trade logic as what can be seen for historic trades!?

Hypothesis 1:

Here is one theory for bugs 1-3 according to Austin, that was later proven wrong:

The bug is still there. But I now know why the bug is there, and it's a serious issue to deal with.

Given today's test, the only variable that changed at the time I have refreshed the EA and the time I launched it is the number of bars used. Nothing else.

To allow for the EA to calculate all those values without being slow or taking up much processing power we set the no. of bars to be used for live running of the EA to about 20 to up to 500 bars back, but when we relaunch the EA, it uses all the bars so for instance we are calculating values after every 50 bars, in 5000 bars we would have 100 clusters to get our values.

However if its running live, this 100 clusters, say last cluster i.e cluster 100th, the one that has the current bar wont be the same as the last cluster 13 or even 1 bar after launching thus the changing of signals.

Here is the test hypothesis:

Do R's that only use 2 bars (R11, R13, R19, R22, R23, R24, R25, R26 as far as I'm aware. The remaining R's are in "Not used" value), 0 value for "Last no. of complimenting indicators" change on events that lead to a reload/recalculation of R's (i.e preset reload, TF change, platform relaunch)? YES

Hypothesis 2:

Our EA R1-28 each occur in a single TF, Rule A aggregates/counts them at better price/later time. So EA/R's are not true MTF! So I don't think this theory <https://www.mql5.com/en/forum/325819> applies.

Hypothesis 3:

Changing the order in which the EA calculates bars on real time i.e from last bar counted to current bar as well as from current bar to last bar counted.

Hypothesis 4:

Limiting number of bars calculation to 2. This was from the notion that a bar cluster of five or more is bound to change its individual elements each time new bars are formed. See test result in hypotheses 1.

Hypothesis 5:

Creating a stand-alone rule EA. This was still affected. However, I'm still in the notion that if a good rule is picked and carefully coded alone, there is a chance it may not repaint. Bug 1-3 continued to occur.

Hypothesis 6:

Ensured that all the rules don't get their data from bar zero, yet still the bugs occurs.

Hypothesis 7:

Finally made indicators out of rule 23 to 27 each to see if they are repainting or not. Bugs 1-3 continue.

Hypothesis 8:

Create one of the rules (R15 as detailed in this doc) in MT5 and see if bugs 1-3 appears there?

Hypothesis 9:

As noted in R15. *Most of the indicators that appear on R15 disappeared on refresh (TF change/change back, EA reload) within 24 hrs. So R15 would no longer show. This could be cause of disappearing R's!?*

Current unintended consequence bugs (as these are new appearances which were previously working/paid for before this latest project, so there is no new income for these) include:

Changes to previous doc:

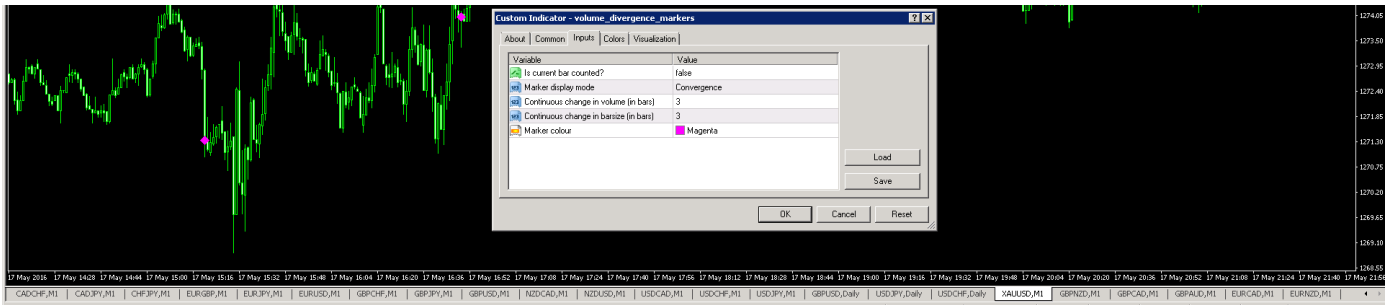
-

Changes to this doc compared to last:

-

Long when:

1. Volume_Divergence_Markers on custom settings shown in **Image B**:



When a Buy VDM appears; that price bar (close is the R1 price) and the previous (preceding) price bar must both close up. "Show diamonds on chart": True/False. Going back 10 price bars ("Last no. of bars analysed": 10) from Volume_Divergence_Mark, price must have closed higher by at least 0.05%. "Price % Div": 0.05. And; Going back 10 price bars ("Last no. of bars analysed": 10) from Volume_Divergence_Mark, the white Volume MA line must have closed down by at least 0.01%. "VMA % Div": 0.01. Going back 10 price bars ("Last no. of bars analysed": 10) from Volume_Divergence_Mark, the blue Accumulation Indicator A/D line must have closed down by at least the fixed value stipulated (per minute of TF being analysed). Variable: "A/D Diff per TF minute": 200. So if value set to 500. It will look for a difference of 2,500 on the M5 TF, 7,500 on the M15 TF etc.

Before rule ensure the last consecutive complimenting signals from specified indicators signals without opposing indicator signals or R's 1-28 signals between the value (for Variable: "Last no. of complimenting indicators") on the TF the rule occurs. Variable "Complimenting Indicators": MAB&PIN or **All Indicators** (VDM, Tango line dot, iMA, Gap Finder, ADX_Alert Norbert_60seconds arrow, MAB (9), Pinbar detector, CCwSF, AO Divergence).

Variable "Last no. of": 4. i.e if set to 4 there will be 4 consecutive complementing indicator signals before that rule. Features in this paragraph are not demonstrated in image below.

Rule signal bar must not have any other opposing indicators (VDM, Tango line dot, iMA, Gap Finder, ADX_Alert Norbert_60seconds arrow, MAB (9), Pinbar detector, CCwSF, AO Divergence) on it in that respective TF R has occurred. Variable: "Enable opposing": True/False.

Rule 1 formation is demonstrated in **Image**:



Rule only valid if Rule price occurs below lower channel purple Tango dotted line for current bar close in the same TF as Rule. Variable: "R +- Tango channel": True/False. If value set to True, only those qualifying rules are counted for A/B. Demonstrated in image below.



Variable "R1 active for": Entries and opposing, qualifying rules are counted for A/B and opposing for A/B. Only opposing be used to identify only opposing rule 2's in A/C. None (not be used for forming entries or opposing). Therefore rule becomes completely inactive. This rule applies to any TF between M1-M30.

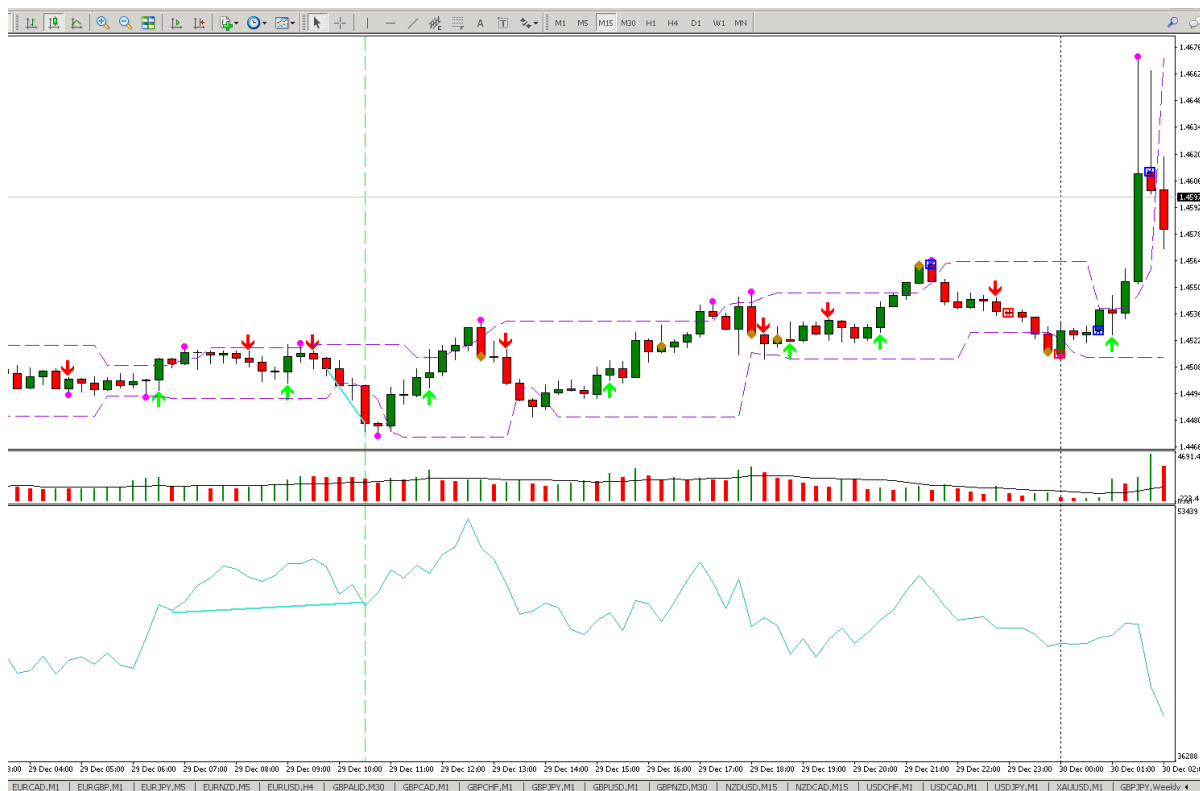
- When all 4 consecutive red volume bars close above SMA line (VolumeMA) and the corresponding 4th (furthest left) price bar closes higher than the 1st (furthest right close, this is the R2 price) by at least Variable "Price % Diff": 0.3 (0.3%). Going back 15 price bars ("Last no. of bars analysed": 15) the blue Accumulation Indicator A/D line must have closed down by at least the fixed value stipulated (per minute of TF being analysed). Variable: "A/D Diff per TF minute": 500. So if value set to 500. It will look for a difference of 2,500 on the M5 TF, 7,500 on the M15 TF etc.

Before rule ensure the last consecutive complimenting signals from specified indicators signals without opposing indicator signals or R's 1-28 signals between the value (for Variable: "Last no. of complimenting indicators") on the TF the rule occurs. Variable "Complimenting Indicators": MAB&PIN or All Indicators (VDM, Tango line dot, iMA, Gap Finder, ADX_Alert Norbert_60seconds arrow, MAB (9), Pinbar detector, CCwSF, AO Divergence).

Variable "Last no. of": 4. i.e if set to 4 there will be 4 consecutive complementing indicator signals before that rule. Features in this paragraph are not demonstrated in image below.

Rule signal bar must not have any other opposing indicators (VDM, Tango line dot, iMA, Gap Finder, ADX_Alert Norbert_60seconds arrow, MAB (9), Pinbar detector, CCwSF, [AO Divergence](#)) on it in that respective TF R has occurred. Variable: "Enable opposing": **True/False**.

Rule signal is illustrated in M30 TF in **Image** below and signal marked with a red dotted vertical line.
Each rule 2 can occur on any single TF between M1-M30. Rule 2 formation is demonstrated in **Image**:



Variable: "R with ATR dot": **True/False**. Rule signal price bar must be accompanied by yellow ATR dot on long R's in TF Rule signal price bar occurs.

Rule only valid if Rule price occurs below lower channel purple Tango dotted line for current bar close in the same TF as Rule. Variable: "R +/- Tango channel": **True/False**. If value set to True, only those qualifying rules are counted for A/B and RE.

Variable "R2 active for": Entries and opposing, qualifying rules are counted for A/B and opposing for A/B. Only opposing be used to identify only opposing rule 2's in A/B. None (not be used for forming entries or opposing). Therefore rule becomes completely inactive. This rule applies to any TF between M1-M30.

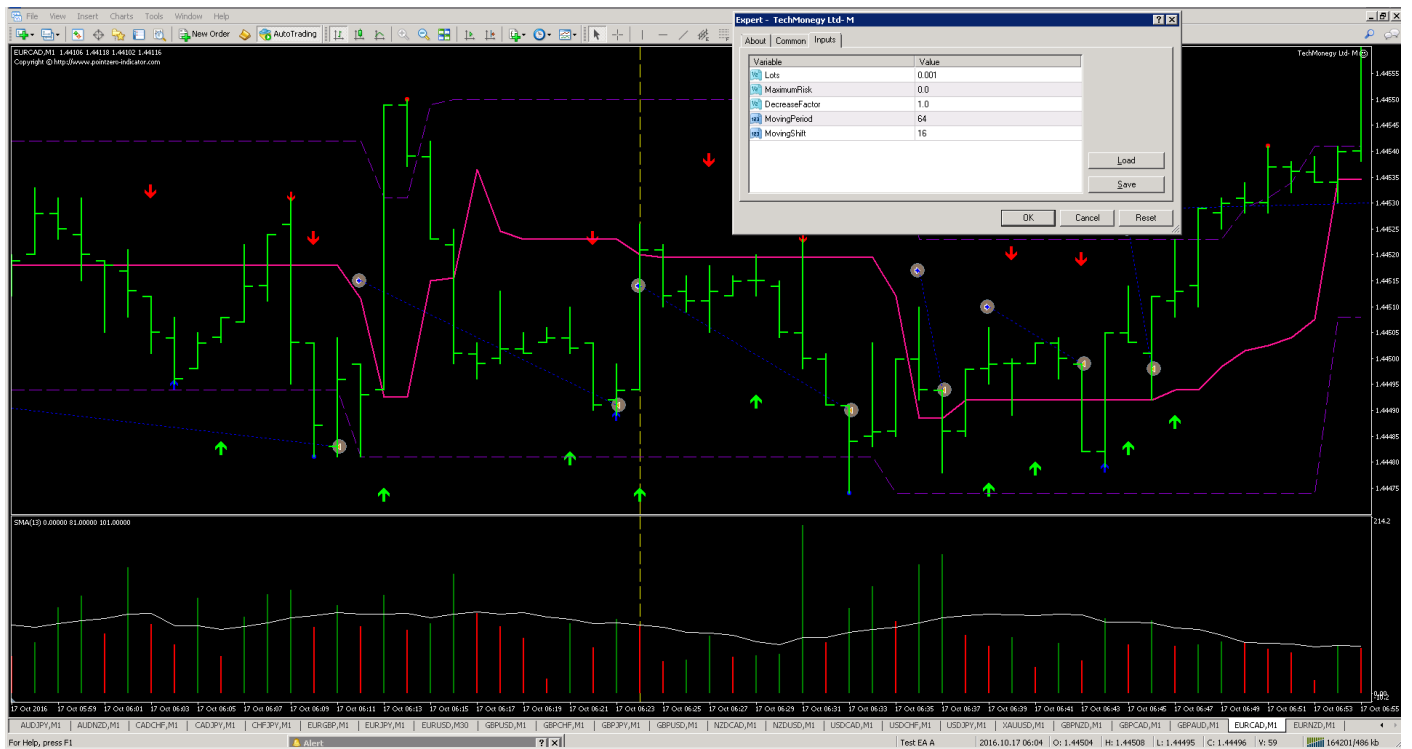
- When on same price bar the following 4 indicators occur: the iMA (same as Moving Average EA on MT4 platform) on below default settings (use code of this EA to make this indicator) blue sideways buy signal occurs. The blue side way arrow (this is the price of the R3) must be below deep pink tango line. Ensure spread is equally added for both buy and sell with "Pips spread": 2. A green ADX_Alert (Norbert_60seconds) buy arrow occurs. A red below SMA line (VolumeMA) volume bar occurs. Going back 15 price bars ("Last no. of bars analysed": 15) the blue Accumulation Indicator A/D line must have closed down by at least the fixed value stipulated (per minute of TF being analysed). Variable: "A/D Diff per TF minute": 500. So if value set to 500. It will look for a difference of 2,500 on the M5 TF, 7,500 on the M15 TF etc.

Before rule ensure the last consecutive complimenting signals from specified indicators signals without opposing indicator signals or R's 1-28 signals between the value (for Variable: "Last no. of complimenting indicators") on the TF the rule occurs. Variable "Complimenting Indicators": MAB&PIN or All Indicators (VDM, Tango line dot, iMA, Gap Finder, ADX_Alert Norbert_60seconds arrow, MAB (9), Pinbar detector, CCwSF, [AO Divergence](#)).

Variable "Last no. of": 4. i.e if set to 4 there will be 4 consecutive complementing indicator signals before that rule. Features in this paragraph are not demonstrated in image below.

Rule signal bar must not have any other opposing indicators (VDM, Tango line dot, iMA, Gap Finder, ADX_Alert Norbert_60seconds arrow, MAB (9), Pinbar detector, CCwSF, [AO Divergence](#)) on it in that respective TF R has occurred. Variable: "Enable opposing": **True/False**.

Image below is R3 signal.



Variable: "R with ATR dot": **True/False**. Rule signal price bar must be accompanied by yellow ATR dot on long R's in TF Rule signal price bar occurs.

Variable: "R with BV": **True/False**. If true Rule signal bar or one before it (I.e one or two bars before R24 is printed) must have White Volume bar (Climax Low) in TF Rule signal price bar occurs.

Variable "R3 active for": Entries and opposing, qualifying rules are counted for A/B and opposing for A/B. Only opposing be used to identify only opposing rule 3's in A/B. None (not be used for forming entries or opposing). Therefore rule becomes completely inactive. This rule applies to any TF between M1-M30.

e- EURCAD issue is happened on AUDJPY i.e set to 3 consec R3's but not reading opposing (red sell) R3! As for video on EURCAD to be sent by skype.



Below is another example of where the consecutive is set to 3 and chart has printed R6 twice. Only Second one is correct. Although settings same for above and below charts; there is no R3M1 blue long in above chart but it is present in below!?



Variable: "R with BV": **True/False**. If true Rule signal bar or one before it (I.e one or two bars before R signal is printed) must have White Volume bar (Climax Low) in TF Rule signal price bar occurs.

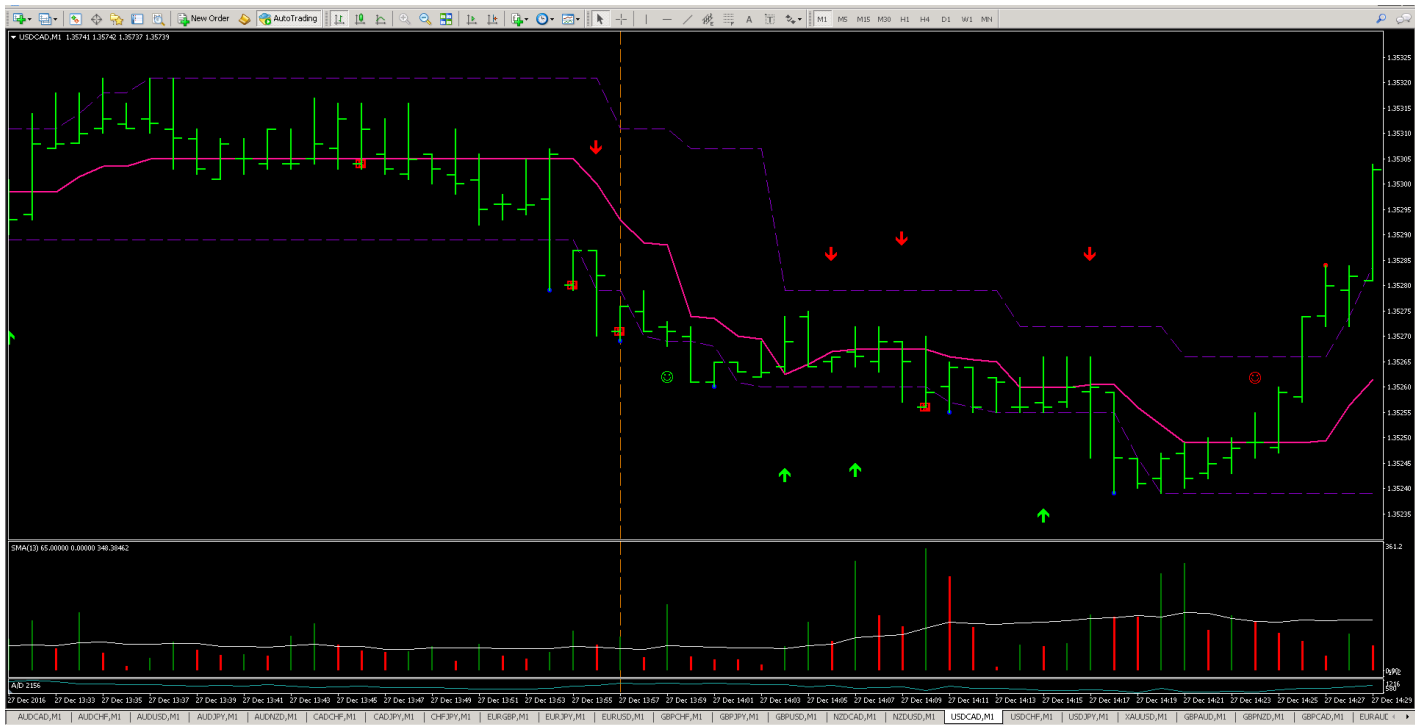
- When *Gap_Finder* (either blue bullish or red bearish indicator) regardless of gap closed or not (Variable "Min gap size in points": 5) appears **below lower Tangoline** indicator, that price bar has *Tangoline* dot named "reversal bar" (if you hover mouse over it) on at bottom of price, the Volume bar is Green and above the SMA line, while the 2 volume bars either side are red and lower in value than the middle green volume value. The 3rd (most recent) bar close (this is the price of R4) must be lower than the price of the appearance of the Gap Finder on previous (middle) bar. Going back 15 price bars ("Last no. of bars analysed": 15) the blue *Accumulation Indicator A/D line* must have closed down by at least the fixed value stipulated (per minute of TF being analysed). Variable: "A/D Diff per TF minute": 500. So if value set to 500. It will look for a difference of 2,500 on the M5 TF, 7,500 on the M15 TF etc.

Before rule ensure the last consecutive complimenting signals from specified indicators signals without opposing indicator signals or R's 1-28 signals between the value (for Variable: "Last no. of complimenting indicators") on the TF the rule occurs. Variable "Complimenting Indicators": **MAB&PIN** or **All Indicators** (VDM, Tango line dot, iMA, Gap Finder, ADX_Alert Norbert_60seconds arrow, MAB (9), Pinbar detector, CCwSF, AO Divergence).

Variable "Last no. of": 4. i.e if set to 4 there will be 4 consecutive complementing indicator signals before that rule. Features in this paragraph are not demonstrated in image below.

Rule signal bar must not have any other opposing indicators (VDM, Tango line dot, iMA, Gap Finder, ADX_Alert Norbert_60seconds arrow, MAB (9), Pinbar detector, CCwSF, **AO Divergence**) on it in that respective TF R has occurred. Variable: "Enable opposing": **True/False**.

Rule 4 is confirmed on 3rd most recent bar close price. **R4 can only occur on any M1-M30 TF**. Demonstrated in **Image**:



Variable: "R with ATR dot": **True/False**. Rule signal price bar must be accompanied by yellow ATR dot on long R's in TF Rule signal price bar occurs.

Variable "R4 active for": Entries and opposing, qualifying rules are counted for A/B and opposing for A/B. Only opposing be used to identify only opposing rule 4's in A/B. None (not be used for forming entries or opposing). Therefore rule becomes completely inactive. This rule applies to any TF between M1-M30.

- When Price closes at new low (determined by Variable "Price min div %": 0.05) compared to the price it closed at X bars ago (determined by search period with Variable "Max price bars back": 28). Simultaneously for same period PVT closes up by value in Variable "Min PVT diff": 1 (this is for M5, it is multiplied up by 2.5 for every additional M5 TF. E.g for H1 TF value is 30).

Before rule ensure the last consecutive complimenting signals from specified indicators signals without opposing indicator signals or R's 1-28 signals between the value (for Variable: "Last no. of complimenting indicators") on the TF the rule occurs. Variable "Complimenting Indicators": MAB&PIN or **All Indicators** (VDM, Tango line dot, iMA, Gap Finder, ADX_Alert Norbert_60seconds arrow, MAB (9), Pinbar detector, CCwSF, AO Divergence).

Variable "Last no. of": 4. i.e if set to 4 there will be 4 consecutive complementing indicator signals before that rule. Features in this paragraph are not demonstrated in image below.

Rule signal bar must not have any other opposing indicators (VDM, Tango line dot, iMA, Gap Finder, ADX_Alert Norbert_60seconds arrow, MAB (9), Pinbar detector, CCwSF, **AO Divergence**) on it in that respective TF R has occurred. Variable: "Enable opposing": **True/False**.

This set up is illustrated in **Image**:



Variable: "R with ATR dot": **True/False**. Rule signal price bar must be accompanied by yellow ATR dot on long R's in TF Rule signal price bar occurs.

Rule only valid if Rule price occurs below lower channel purple Tango dotted line for current bar close in the same TF as Rule. Variable: "R +- Tango channel": **True/False**. If value set to True, only those qualifying rules are counted for A/B and RE.

Variable "R active for": Entries and opposing, qualifying rules are counted for A/B and opposing for A/B. Only opposing be used to identify only opposing rule 5's in A/B. None (not be used for forming entries or opposing). Therefore rule becomes completely inactive. This rule applies to any TF between M5-H1.

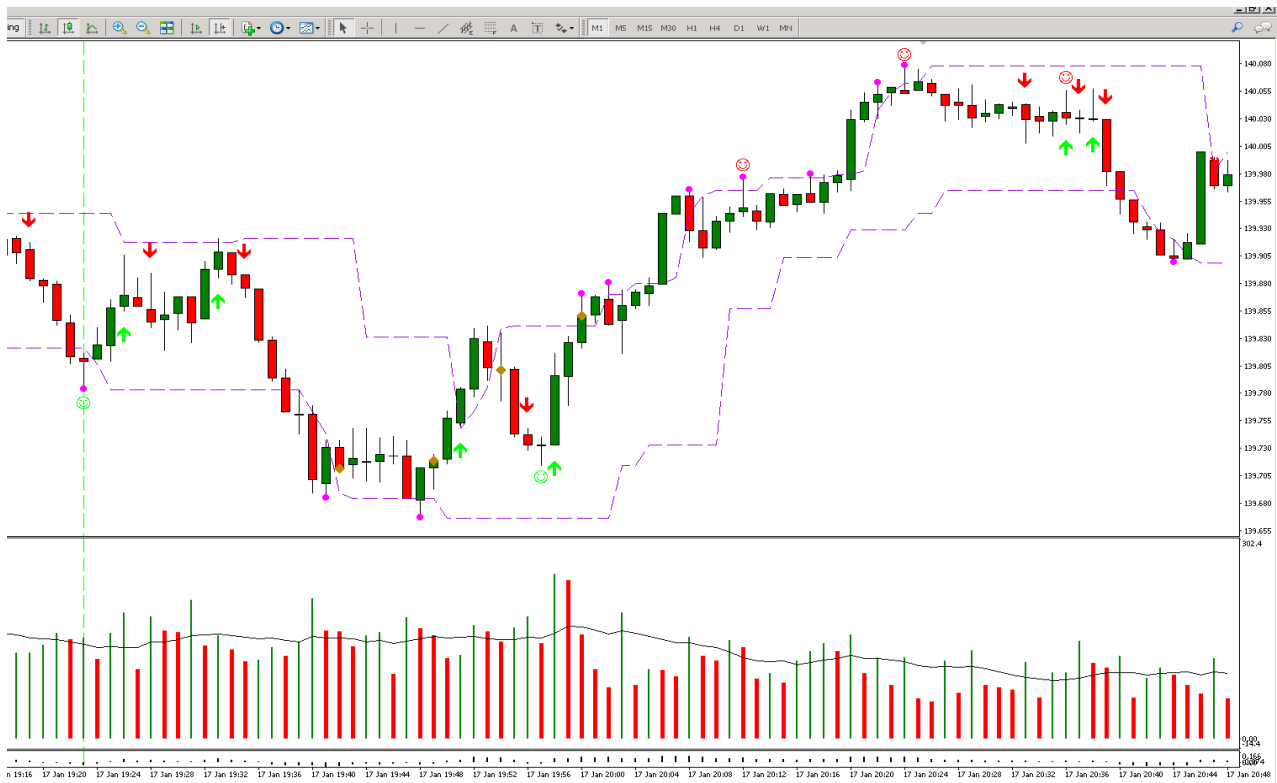
- When a green buy *Pin Bar Detector* indicator appears (on default values of indicator) below price bar, that price bar opens and closes below lower *Tangoline* indicator, and does not make a high equal to or greater than lower *Tangoline* indicator, that price bar must have *Tangoline* dot named "reversal bar" (if you hover mouse over it) at bottom of price, the Volume bar is Green and above the SMA line, while the 2 volume bars either side are red and lower in value than the middle green volume value. This rule occurs on the 3rd (most recent) price bar close (this is the price of R6) when it closes up and higher than the close price of the previous (middle) bar.

Before rule ensure the last consecutive complimenting signals from specified indicators signals without opposing indicator signals or R's 1-28 signals between the value (for Variable: "Last no. of complimenting indicators") on the TF the rule occurs. Variable "Complimenting Indicators": MAB&PIN or **All Indicators** (VDM, Tango line dot, iMA, Gap Finder, ADX_Alert Norbert_60seconds arrow, MAB (9), Pinbar detector, CCwSF, AO Divergence).

Variable "Last no. of": 4. i.e if set to 4 there will be 4 consecutive complementing indicator signals before that rule. Features in this paragraph are not demonstrated in image below.

Rule signal bar must not have any other opposing indicators (VDM, Tango line dot, iMA, Gap Finder, ADX_Alert Norbert_60seconds arrow, MAB (9), Pinbar detector, CCwSF, **AO Divergence**) on it in that respective TF R has occurred. Variable: "Enable opposing": **True/False**.

The middle bar is marked with vertical dotted line in Image below (note this rule is set up is a rare occurrence and it's frequency likely to be once every 6 wks per TF):



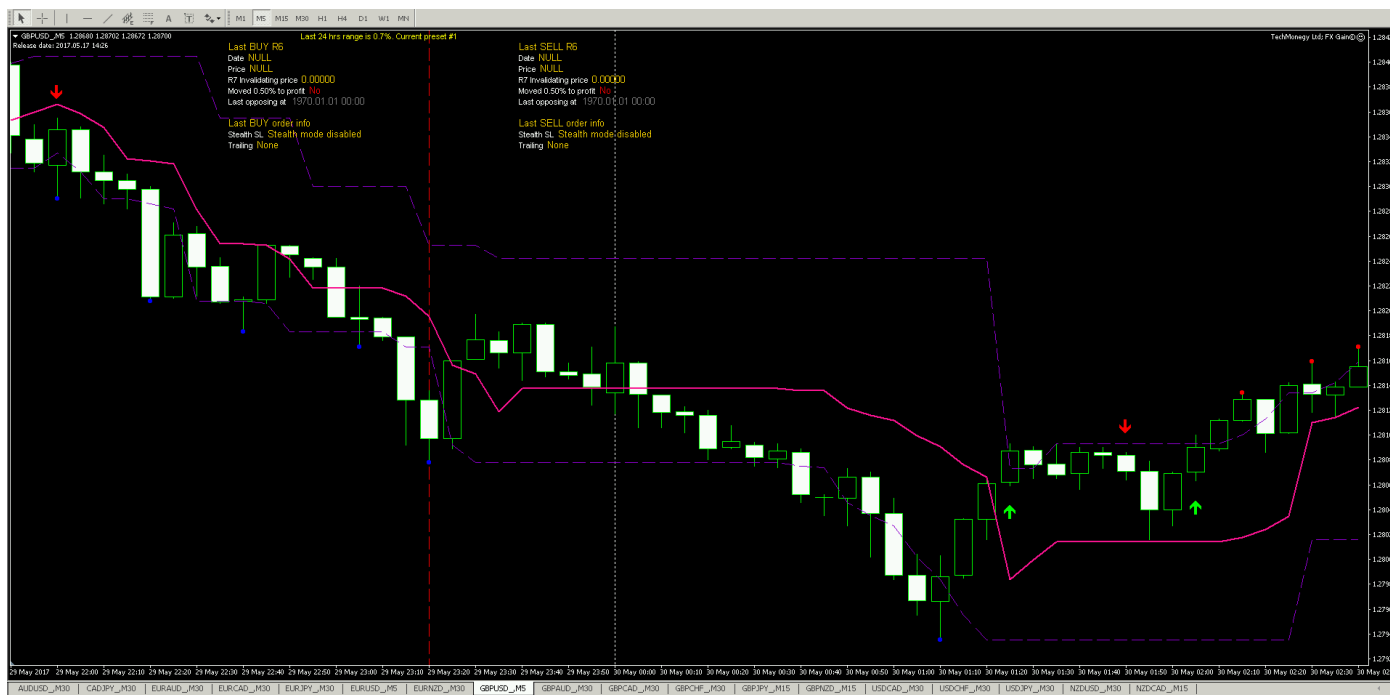
Variable "R active for": Entries and opposing, qualifying rules are counted for A/B and opposing for A/B. Only opposing be used to identify only opposing rule 6's in A/B. None (not be used for forming entries or opposing). Therefore rule becomes completely inactive. This rule can only occur on M1-H1 TF.

7. When a blue *Tangoline* dot named "reversal bar" (if you hover mouse over it) at bottom of price bar appears, that price bar closes down and below lower *Tangoline* indicator, and does not make a high equal to or greater than lower *Tangoline* indicator.

Before rule ensure the last consecutive complimenting signals from specified indicators signals without opposing indicator signals or R's 1-28 signals between the value (for Variable: "Last no. of complimenting indicators") on the TF the rule occurs. Variable "Complimenting Indicators": MAB&PIN or **All Indicators** (VDM, Tango line dot, iMA, Gap Finder, ADX_Alert Norbert_60seconds arrow, MAB (9), Pinbar detector, CCwSF, AO Divergence).

Variable "Last no. of": 4. i.e if set to 4 there will be 4 consecutive complementing indicator signals before that rule. Features in this paragraph are not demonstrated in image below.

Rule signal bar must not have any other opposing indicators (VDM, Tango line dot, iMA, Gap Finder, ADX_Alert Norbert_60seconds arrow, MAB (9), Pinbar detector, CCwSF, **AO Divergence**) on it in that respective TF R has occurred. Variable: "Enable opposing": **True/False**.



Variable: "R with ATR dot": **True/False**. Rule signal price bar must be accompanied by yellow ATR dot on long R's in TF Rule signal price bar occurs.

Variable "R7 active for": Entries and opposing, qualifying rules are counted for A/B and opposing for A/B. Only opposing be used to identify only opposing rule 7's in A/B. None (not be used for forming entries or opposing). Therefore rule becomes completely inactive. This rule can only occur on M5-H1 TF.

Variable: "R with BV": **True/False**. If true Rule signal bar or one before it (I.e one or two bars before R signal is printed) must have White Volume bar (Climax Low) in TF Rule signal price bar occurs.

8. When a green *ADX_Alert* (Norbert_60seconds) buy arrow occurs (on default values of indicator) below price bar, that price bar closes above upper *Tangoline* indicator, the Volume bar is Green and above the SMA line, while the 2 volume bars either side are red and lower in value than the middle green volume value. This rule occurs on the 3rd (most recent) bar close (this is the price of R8) when lower than the close price of the previous (middle) bar. From the middle bar (marked with dotted vertical line) going back 15 price bars ("Last no. of bars analysed": 15) the white *Volume MA* line must have closed down by at least 5% lower. "VMA % R7": 5. Going back 15 price bars ("Last no. of bars analysed": 15) the blue *Accumulation Indicator A/D* line must have closed down by at least the fixed value stipulated (per minute of TF being analysed). Variable: "A/D Diff per TF minute": 500. So if value set to 500. It will look for a difference of 2,500 on the M5 TF, 7,500 on the M15 TF etc. Only the above *SMA* and *Accumulation Indicator A/D* relationship must also occur on at least 2 other TF's between M1-H1 from current signal bar simultaneously. Variable: "Simultaneous other TF occurrence": 2.

Before rule ensure the last consecutive complimenting signals from specified indicators signals without opposing indicator signals or R's 1-28 signals between the value (for Variable: "Last no. of complimenting indicators") on the TF the rule occurs. Variable "Complimenting Indicators": *MAB&PIN* or *All Indicators* (VDM, Tango line dot, iMA, Gap Finder, *ADX_Alert* Norbert_60seconds arrow, MAB (9), Pinbar detector, CCwSF, AO Divergence).

Variable "Last no. of": 4. i.e if set to 4 there will be 4 consecutive complementing indicator signals before that rule. Features in this paragraph are not demonstrated in image below.

Rule signal bar must not have any other opposing indicators (VDM, Tango line dot, iMA, Gap Finder, *ADX_Alert* Norbert_60seconds arrow, MAB (9), Pinbar detector, CCwSF, AO Divergence) on it in that respective TF R has occurred. Variable: "Enable opposing": **True/False**.

It is marked with a dotted vertical line in Image below (Note 10 bars back is shown for demo):



Variable: "R with ATR dot": **True/False**. Rule signal price bar must be accompanied by yellow ATR dot on long R's in TF Rule signal price bar occurs.

Variable "R8 active for": Entries and opposing, qualifying rules are counted for A/B and opposing for A/B. Only opposing be used to identify only opposing rule 2's in A/B. None (not be used for forming entries or opposing). Therefore rule becomes completely inactive. This rule applies to any TF between M1-M30.

9. When a 9 with same colour arrow beneath it from *MAB_TD_Sequential* indicator (on default values) appears below price bar, that price bar closes (this is the price of R9) below lower *Tangoline* indicator. Plus either of the following 9.1) Volume bar is Green and above the SMA line, while the 2 volume bars either side are red and lower in value than the middle green volume value. Or 9.2) The volume bar is below SMA Line.

The volume bars either side don't matter. Variable "Volume mode":

9.1 or 9.2 or Both.

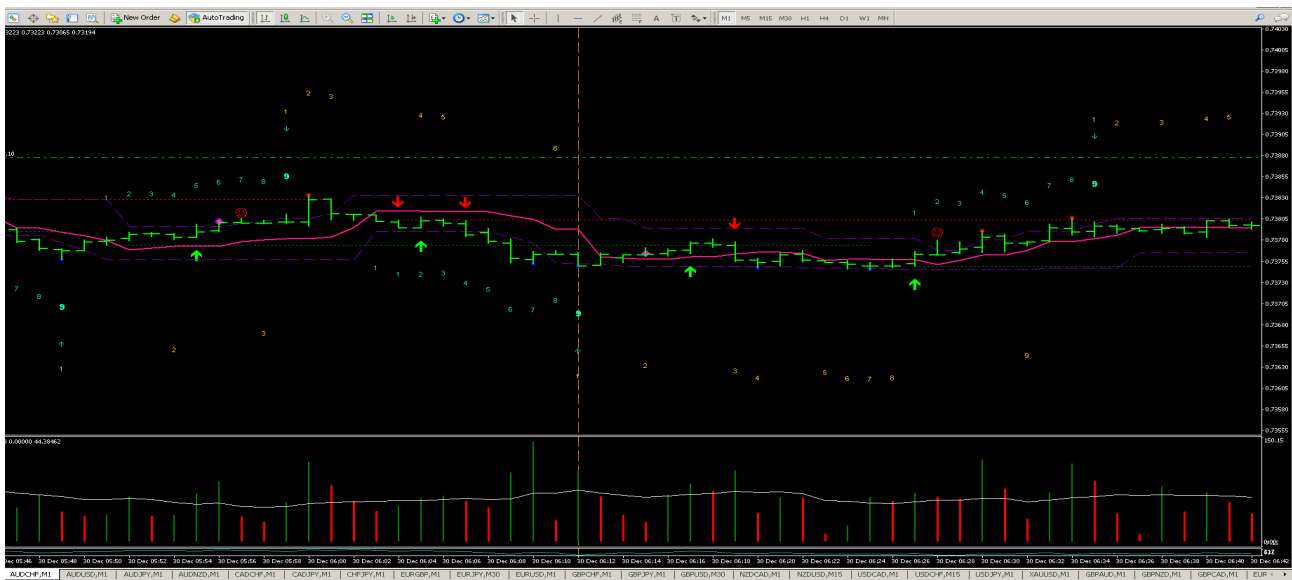
Before rule ensure the last consecutive complimenting signals from specified indicators signals without opposing indicator signals or R's 1-16 signals between the value (for Variable: "Last no. of complimenting indicators") on the TF the rule occurs. Variable "Complimenting Indicators": **MAB&PIN** or **All Indicators** (VDM, Tango line dot, iMA, Gap Finder, ADX_Alert Norbert_60seconds arrow, MAB (9), Pinbar detector, CCwSF).

Variable "Last no. of": 4. i.e if set to 4 there will be 4 consecutive complementing indicator signals before that rule. Features in this paragraph are not demonstrated in image below.

Rule signal bar must not have any other opposing indicators (VDM, Tango line dot, iMA, Gap Finder, ADX_Alert Norbert_60seconds arrow, MAB (9), Pinbar detector, CCwSF) on it in that respective TF R has occurred. Variable: "Enable opposing": **True/False**.

The middle bar is marked with vertical dotted line in Image below:

9.1



9.2



Variable: "R with ATR dot": **True/False**. Rule signal price bar must be accompanied by yellow ATR dot on long R's in TF Rule signal price bar occurs.

Variable "R9 active for": Entries and opposing, qualifying rules are counted for A/B and opposing for A/B. Only opposing be used to identify only opposing rule 9's in A/B. None (not be used for forming entries or opposing). Therefore rule becomes completely inactive. This rule applies to any TF between M1-M30.

10. When a red *Zone Trade_v2.4* (in default settings) price bar closes. On same bar volume closes red and above SMA white line. On same bar *Better Volume* (in default settings) closes white and above it's maroon MA line.

Before rule ensure the last consecutive complimenting signals from specified indicators signals without opposing indicator signals or R's 1-28 signals between the value (for Variable: "Last no. of complimenting indicators") on the TF the rule occurs. Variable "Complimenting Indicators": MAB&PIN or **All Indicators** (VDM, Tango line dot, iMA, Gap Finder, ADX_Alert Norbert_60seconds arrow, MAB (9), Pinbar detector, CCwSF, AO Divergence).

Variable "Last no. of": 4. i.e if set to 4 there will be 4 consecutive complementing indicator signals before that rule. Features in this paragraph are not demonstrated in image below.

Rule signal bar must not have any other opposing indicators (VDM, Tango line dot, iMA, Gap Finder, ADX_Alert Norbert_60seconds arrow, MAB (9), Pinbar detector, CCwSF, AO Divergence) on it in that respective TF R has occurred. Variable: "Enable opposing": **True/False**.



Rule only valid if Rule price occurs below lower channel purple Tango dotted line for current bar close in the same TF as Rule. Variable: "R +/- Tango channel": **True/False**. If value set to True, only those qualifying rules are counted for A/B and RF.

Variable: "R with ATR dot": **True/False**. Rule signal price bar must be accompanied by yellow ATR dot on long R's in TF Rule signal price bar occurs.

Variable "R10 active for": Entries and opposing, qualifying rules are counted for A/B and opposing for A/B. Only opposing be used to identify only opposing rule 10's in A/B. None (not be used for forming entries or opposing). Therefore rule becomes completely inactive. This rule applies to any TF between M5-M30.

11. (Same as R11 is coded in EA V2.05. Leave as is in supplied V2.08!!) When price close up compared to the close of the previous price bar close by at least 0.015% Variable "Min % price difference": 0.015. Simultaneously PVT (indicator on default settings) value closes up compared to the value of the previous bar close. Therefore if 0.015% price difference is 2 pips and PVT difference is 4, for these figures the pips portion is 50% of PVT difference. R11 occurs at close of price bar marked with price label 1.06479.

Each TF has it's own Variable: "M1 max pips % of PVT": 20. Variable: "M5 max pips % of PVT": 15. Variable: "M15 max pips % of PVT": 4.

Variable: "M30 max pips % of PVT": 2. Variable: "H1 max pips % of PVT": 0.5.

Before rule ensure the last consecutive complimenting signals from specified indicators signals without opposing indicator signals or R's 1-28 signals between the value (for Variable: "Last no. of complimenting indicators") on the TF the rule occurs. Variable "Complimenting Indicators": MAB&PIN or **All Indicators** (VDM, Tango line dot, iMA, Gap Finder, ADX_Alert Norbert_60seconds arrow, MAB (9), Pinbar detector, CCwSF, AO Divergence).

Variable "Last no. of": 4. i.e if set to 4 there will be 4 consecutive complementing indicator signals before that rule. Features in this paragraph are not demonstrated in image below.

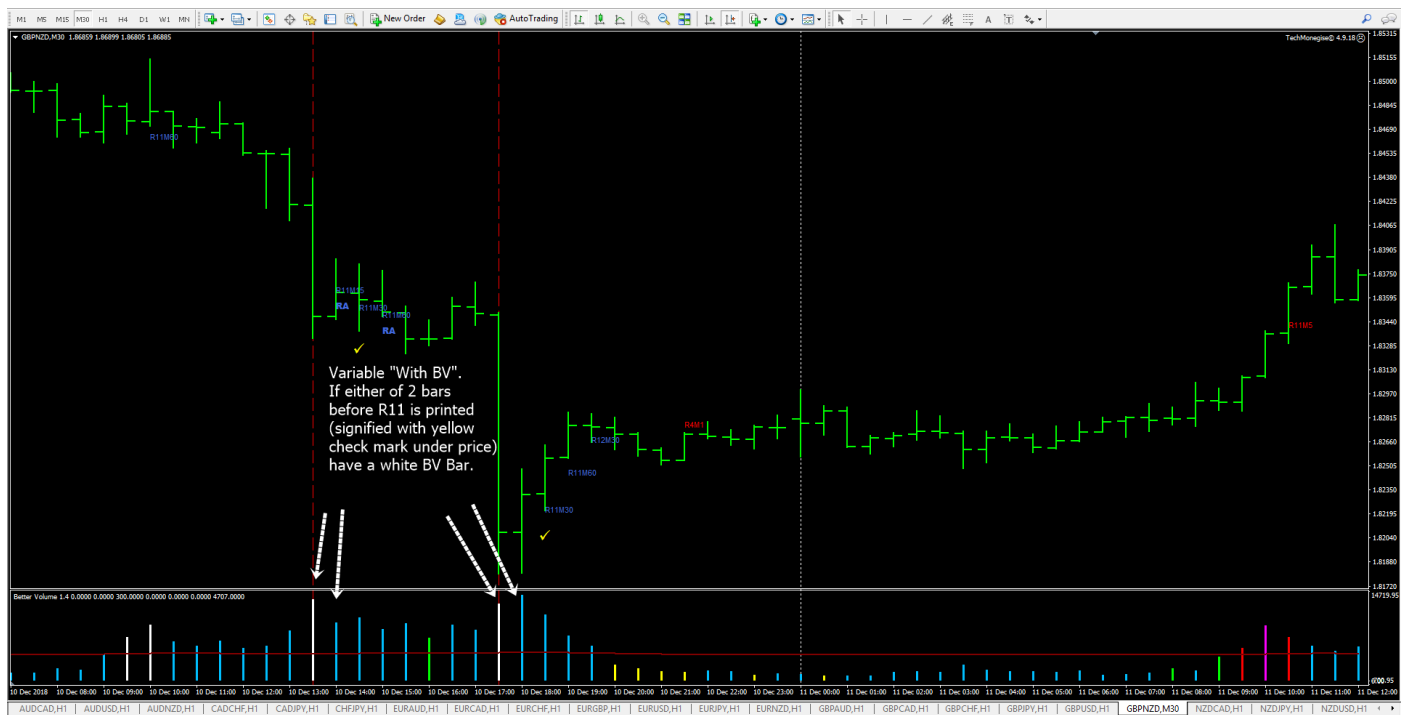
Rule signal bar must not have any other opposing indicators (VDM, Tango line dot, iMA, Gap Finder, ADX_Alert Norbert_60seconds arrow, MAB (9), Pinbar detector, CCwSF, AO Divergence) on it in that respective TF R has occurred. Variable: "Enable opposing": **True/False**.

Appears in M15 on **Image**:

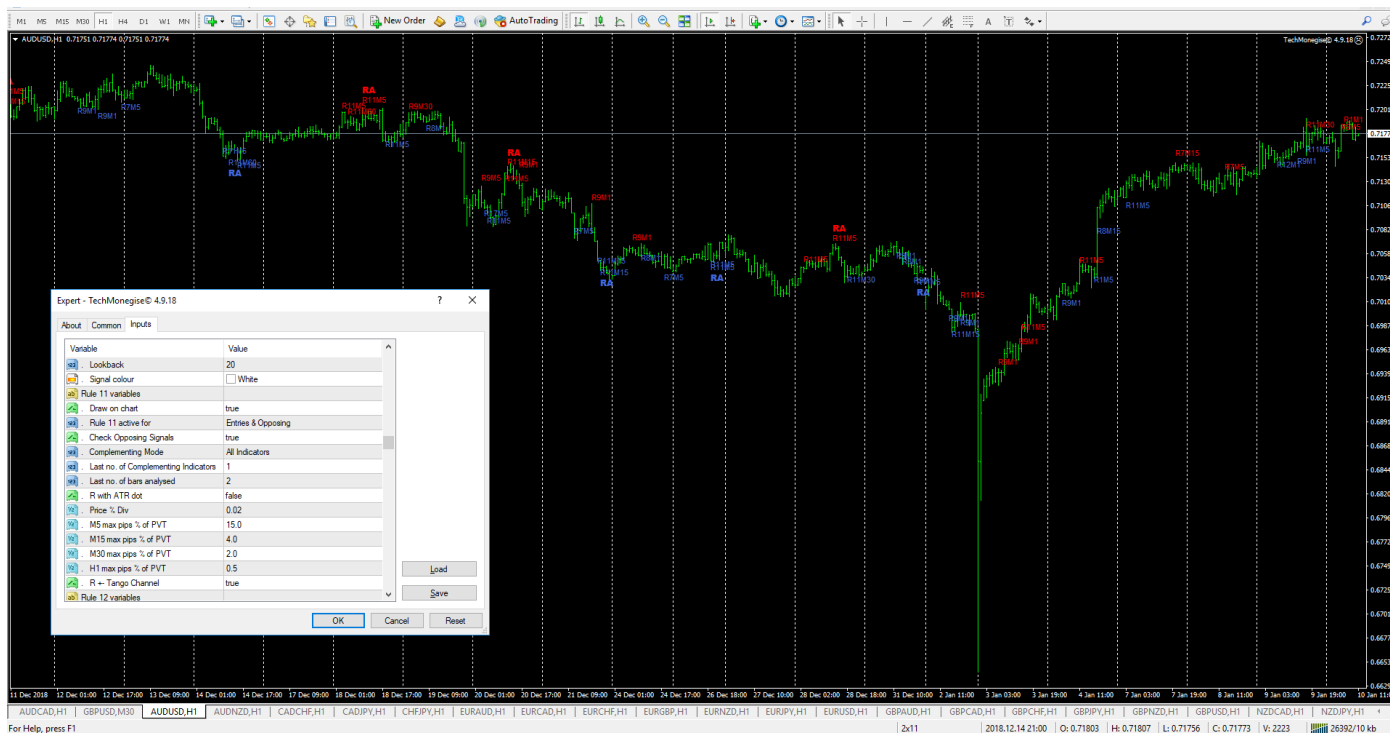


Variable: "R with ATR dot": **True/False**. Rule signal price bar must be accompanied by yellow ATR dot on long R's in TF Rule signal price bar occurs.

Variable: "R with BV": **True/False**. If true Rule signal bar or one before it (I.e one or two bars before R11 is printed) must have White Volume bar (Climax Low) in TF Rule signal price bar occurs.

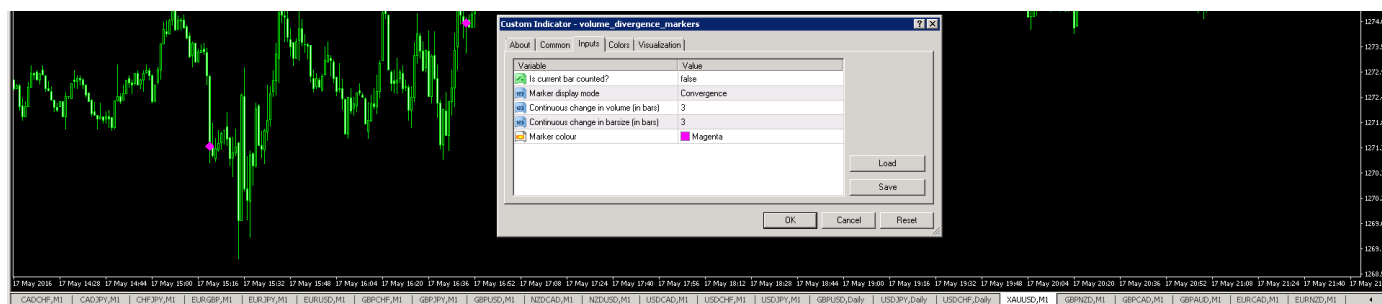


R11 should look like this (I.e where R11 is stated on chart) on settings last sent where two R11's make an A:



Variable "R11 active for": Entries and opposing, qualifying rules are counted for A/B and opposing for A/B. Only opposing be used to identify only opposing rule 11's in A/B. None (not be used for forming entries or opposing). This rule applies to any TF between M1-H1.

12. R12 is similar to R1. This R12 must have it's own *Volume_Divergence_Markers* settings shown:



When the Buy VDM appears; that price bar (close is the R12 price) and the previous (preceding) price bar must both close up. "Show diamonds on chart": True/False. Going back 6 price bars ("Last no. of bars analysed": 6) from Volume_Divergence_Mark, price must have closed higher by at least 0.03%. "Price % Div": 0.03. And; Going back 6 price bars ("Last no. of bars analysed": 6) from Volume_Divergence_Mark, the white Volume MA line must have closed down by at least 0.01%. "VMA % Div": 0.01. Going back 6 price bars ("Last no. of bars analysed": 6) from Volume_Divergence_Mark, the blue Accumulation Indicator A/D line must have closed down by at least the fixed value stipulated (per minute of TF being analysed). Variable: "A/D Diff per TF minute": 200. So if value set to 500. It will look for a difference of 2,500 on the M5 TF, 7,500 on the M15 TF etc. Signal bar must not have any other opposing indicators (VDM, Tango line dot, iMA, Gap Finder, ADX_Alert Norbert_60seconds arrow, Pinbar detector) on it in that respective TF R has occurred. Variable: "Enable opposing": True/False.

Before rule ensure the last consecutive complimenting signals from specified indicators signals without opposing indicator signals or R's 1-28 signals between the value (for Variable: "Last no. of complimenting indicators") on the TF the rule occurs. Variable "Complimenting Indicators": MAB&PIN or All Indicators (VDM, Tango line dot, iMA, Gap Finder, ADX_Alert Norbert_60seconds arrow, MAB (9), Pinbar detector, CCwSF, AO Divergence).

Variable "Last no. of": 4. i.e if set to 4 there will be 4 consecutive complementing indicator signals before that rule. Features in this paragraph are not demonstrated in image below.

Rule signal bar must not have any other opposing indicators (VDM, Tango line dot, iMA, Gap Finder, ADX_Alert Norbert_60seconds arrow, MAB (9), Pinbar detector, CCwSF, AO Divergence) on it in that respective TF R has occurred. Variable: "Enable opposing": True/False.

Each rule 12 to be counted only once in it's formation of a rule 12 on any of it's designated TF's. Rule 12 formation is not fully demonstrated in Image:



Variable: "R with ATR dot": **True/False**. Rule signal price bar must be accompanied by yellow ATR dot on long R's in TF Rule signal price bar occurs.

Variable "R12 active for": Entries and opposing, qualifying rules are counted for A/B and opposing for A/B. Only opposing be used to identify only opposing rule 12's in A/B. None (not be used for forming entries or opposing). Therefore rule becomes completely inactive. This rule applies to any TF between M1-H1.

Variable: "R with BV": **True/False**. If true Rule signal bar or one before it (I.e one or two bars before R signal is printed) must have White Volume bar (Climax Low) in TF Rule signal price bar occurs.

13. When a *Better Volume* (in default settings, although for visual purpose it's black in image) close white. The value of the volume bar Must be less than 150% . The formula is as follows if BV value is higher value of two: Average line value 200/ BV bar value 300 = 0.66×100 = Therefore "BV bar less than average in %": equals 66% of the maroon average value. The formula is as follows if BV value is lower value of two: BV bar value 200 / Average line value 300 = 0.66×100 = Therefore "BV bar less than average %": equals 66%. As in this image:



But the formula is as follows if BV value is higher value of two: BV bar value 800 / Average line value 550 = 1.45×100 = Therefore "BV bar less than average in %": equals 145%. Variable: "BV bar less than average in %": 150. The corresponding price bar in that TF the signal is setting up must have closed down by at least the following values in each variable representing that TF. Variable: "Price bar % close in M1": 0.1. Variable: "Price bar % close in M5": 0.2. Variable: "Price bar % close in M15": 0.4. Variable: "Price bar % close in M30": 0.80.

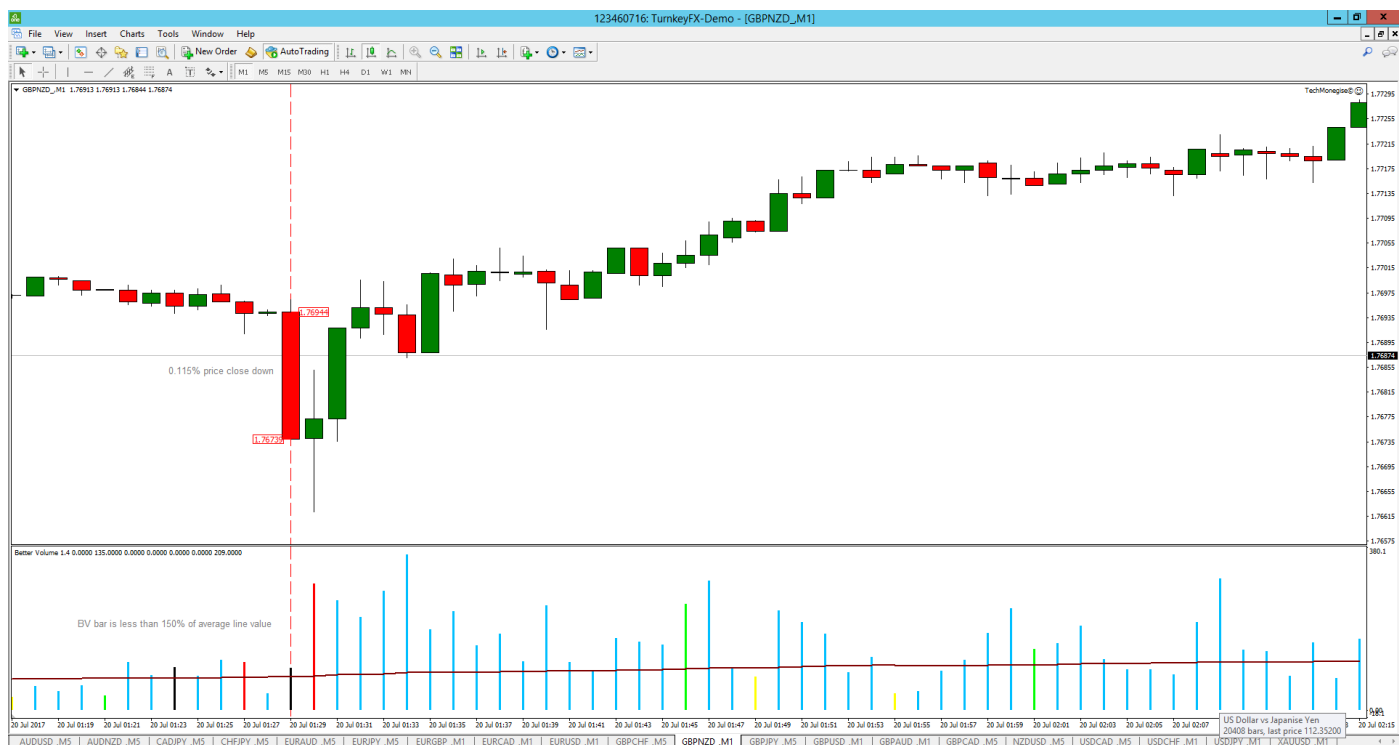
Variable: "Price bar % close in H1": 1.

Before rule ensure the last consecutive complimenting signals from specified indicators signals without opposing indicator signals or R's 1-28 signals between the value (for Variable: "Last no. of complimenting indicators") on the TF the rule occurs. Variable "Complimenting Indicators": MAB&PIN or **All Indicators** (VDM, Tango line dot, iMA, Gap Finder, ADX_Alert Norbert_60seconds arrow, MAB (9), Pinbar detector, CCwSF, AO Divergence).

Variable "Last no. of": 4. i.e if set to 4 there will be 4 consecutive complementing indicator signals before that rule. Features in this paragraph are not demonstrated in image below.

Rule signal bar must not have any other opposing indicators (VDM, Tango line dot, iMA, Gap Finder, ADX_Alert Norbert_60seconds arrow, MAB (9), Pinbar detector, CCwSF, AO Divergence) on it in that respective TF R has occurred. Variable: "Enable opposing": **True/False**.

Rule only valid if Rule price occurs below lower channel purple Tango dotted line for current bar close in the same TF as Rule. Variable: "R +/- Tango channel": **True/False**. If value set to True, only those qualifying rules are counted for A/B and RF.





Variable: "R with ATR dot": **True/False**. Rule signal price bar must be accompanied by yellow ATR dot on long R's in TF Rule signal price bar occurs.

Variable "R13 active for": Entries and opposing, qualifying rules are counted for A/B and opposing for A/B. Only opposing be used to identify only opposing rule 13's in A/B. None (not be used for forming entries or opposing). Therefore blue becomes completely inactive. This rule applies to any TF between M1-H1.

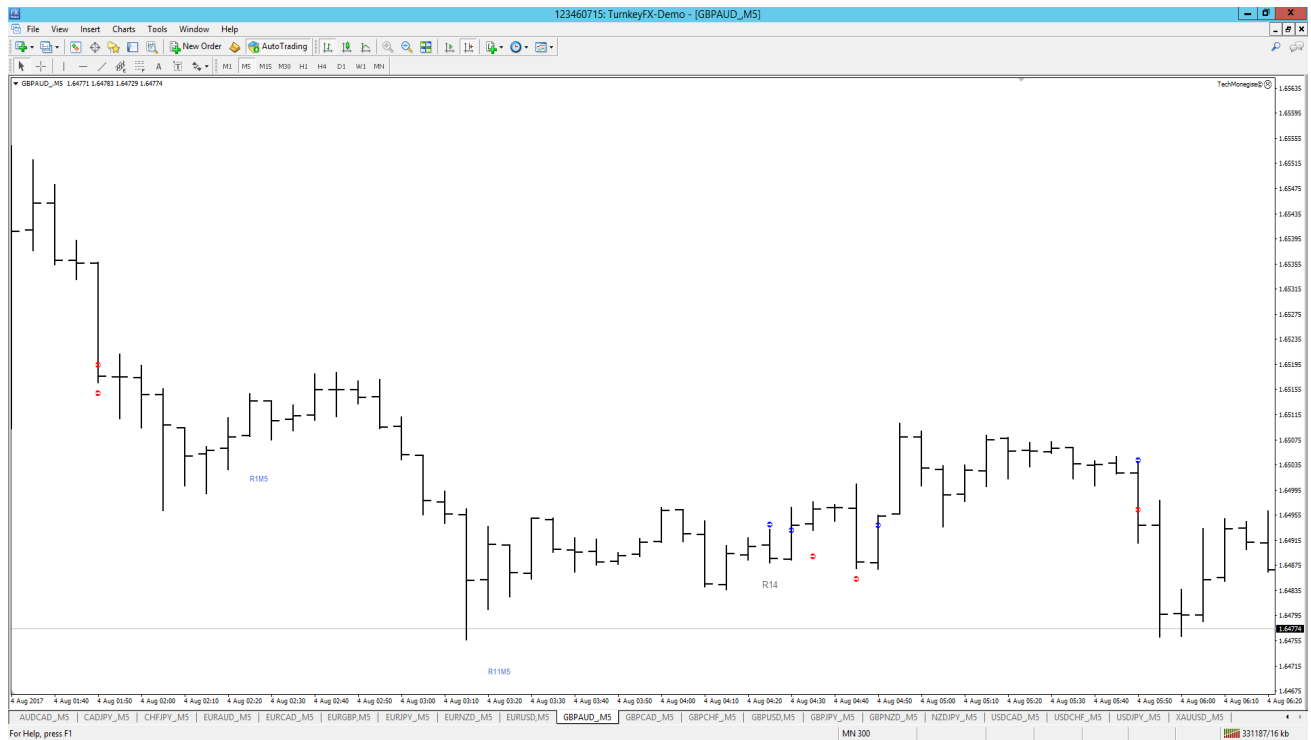
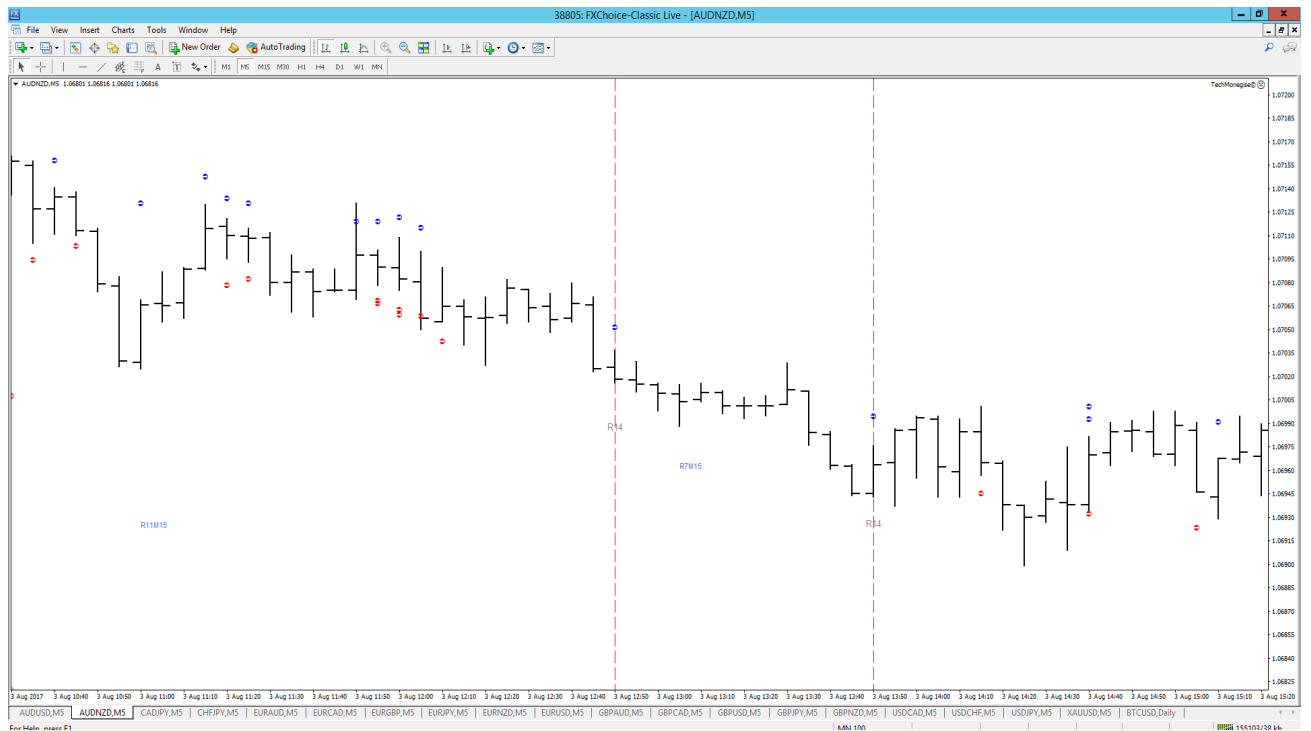
14. (Needs to be coded if not in EA) Ensure R1-13 and R15-27 are included. When a single buy *iMA* arrow on default settings occur. The following spread to filter some out. Variable: "iMA spread pips": 2. iMA only becomes R14 when it is (higher in price) before or (lower in price) after another **R1-13 and 15-28**. An iMA can only be used once in the the formation of a rule. E.g if used for R15 same one can't be used to form an R14. Vertically marked with red dotted line price bar using Cross Indicator settings to display.

Before rule ensure the last consecutive complimenting signals from specified indicators signals without opposing indicator signals or R's 1-28 signals between the value (for Variable: "Last no. of complimenting indicators") on the TF the rule occurs. Variable "Complimenting Indicators": MAB&PIN or **All Indicators** (VDM, Tango line dot, iMA, Gap Finder, ADX_Alert Norbert_60seconds arrow, MAB (9), Pinbar detector, CCwSF, AO Divergence).

Variable "Last no. of": 4. i.e if set to 4 there will be 4 consecutive complementing indicator signals before that rule. Features in this paragraph are not demonstrated in image below.

Rule signal bar must not have any other opposing indicators (VDM, Tango line dot, iMA, Gap Finder, ADX_Alert Norbert_60seconds arrow, MAB (9), Pinbar detector, CCwSF, AO Divergence) on it in that respective TF R has occurred. Variable: "Enable opposing": **True/False**.

Rule only valid if Rule price occurs below lower channel purple Tango dotted line for current bar close in the same TF as Rule. Variable: "R +- Tango channel": **True/False**. If value set to True, only those qualifying rules are counted for A/B and RE.



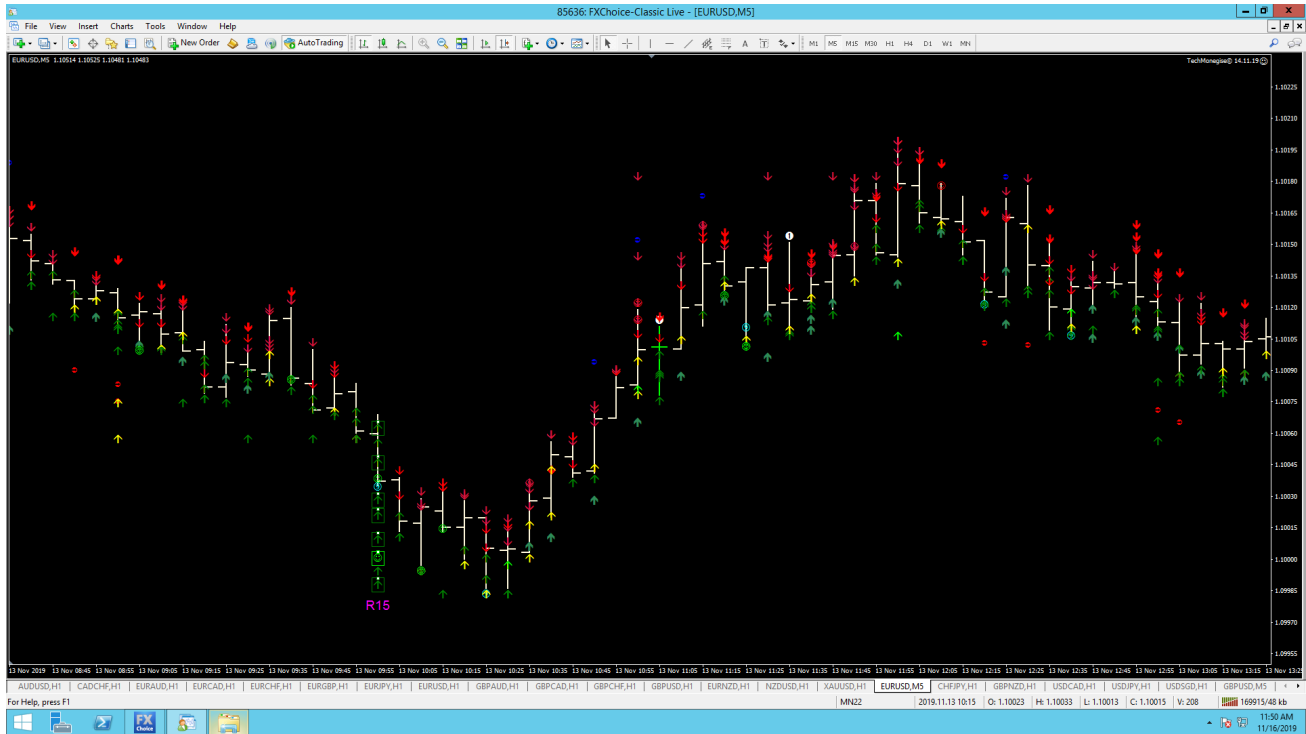
Variable: "R with ATR dot": **True/False**. Rule signal price bar must be accompanied by yellow ATR dot on long R's in TF Rule signal price bar occurs.

Variable "R14 active for": Entries and opposing, qualifying rules are counted for A/B and opposing for A/B. Only opposing be used to identify only opposing rule 2's in A/B. None (not be used for forming entries or opposing). Therefore rule becomes completely inactive. This rule applies to any TF between M1-H1.

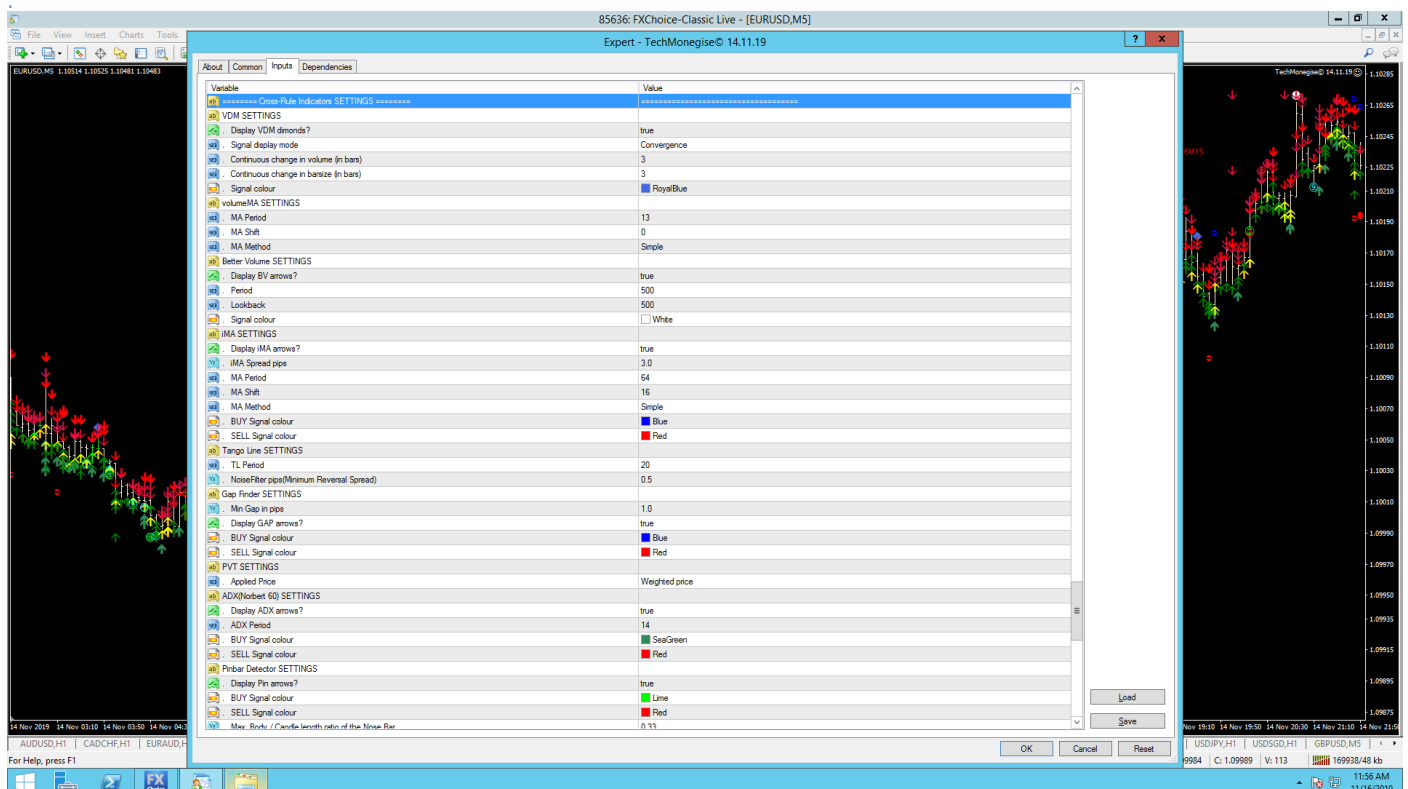
15. When at least 10 (Variable "Consecutive on M5": 10) consecutive long indicators as currently operating in EA (made up of any of following; ZT, MAB, PIN Bar detector, iMA, ADX, GF, VDM, AIO, FlashMove Divergence, Austin price direction; from one or combo of TF's M1-H1) appear on a single M5 bar without opposing ones between them. Remove the BV white circle signal from R15 if you can't distinguish which is the buy. Code/test each indicator ensuring no appearance of bugs 1-3.

<https://www.mql5.com/en/forum/325819> This post explains MTF repainting R15 challenge you will experience. However each signal of the indicators named prints at close of bar so there should not be a repainting problem!? None of the indicators used are repainting ones they all use historic data NOT future data. If repaint of signals occurs unless you have a solution, my suggestion is when to confirm an R15 signal with a recalculation. If the 5 min bar that after recalculation now shows the signal, a trade must be possible to auto place as in rule B. Or worse case scenario as in "User decides each trade" value.

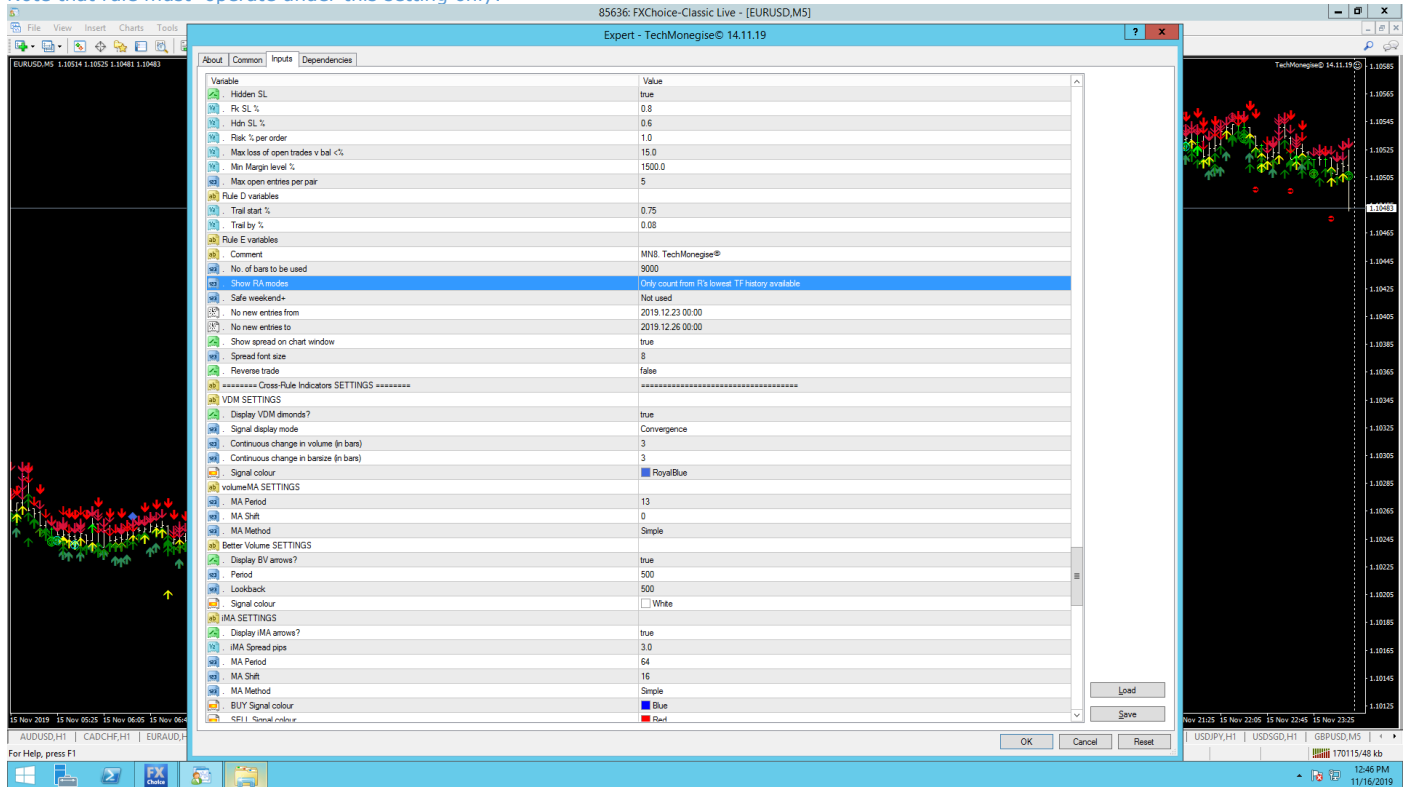
The close of this bar is the R15 price displayed in Image below: from EA v14.11.19.



Preset to be sent in skype.. Indicators can be seen in "Cross Rule Indicators section"



Note that rule must operate under this setting only:



Note most of the indicators that appear on R15 disappeared on refresh (TF change/change back, EA reload) within 24 hrs. So R15 would no longer show. This could be cause of disappearing R's!?

Rule only valid if Rule price occurs below lower channel purple Tango dotted line for current bar close in the same TF as Rule. Variable: "R +- Tango channel": **True/False**. If value set to True, only those qualifying rules are counted for A/B and RE.

Variable: "R with ATR dot": **True/False**. Rule signal price bar must be accompanied by yellow ATR dot on long R's in TF Rule signal price bar occurs.

Variable "R15 active for": Entries and opposing, qualifying rules are counted for A/B and opposing for A/B. Only opposing be used to identify only opposing rule 15's in A/B. None (not be used for forming entries or opposing). Therefore rule becomes completely inactive. This rule applies to M5.

16. When on same price bar the following 2 indicators occur:

-CCwSF green buy arrow appears (with settings shown in image on Sell). But you can summarise the 3 variables to Variable: "Min % size for each of 3 candles": 0.15 applies to M1, each TF up will also increase by the stated % value. E.g H1 will be 0.75%.

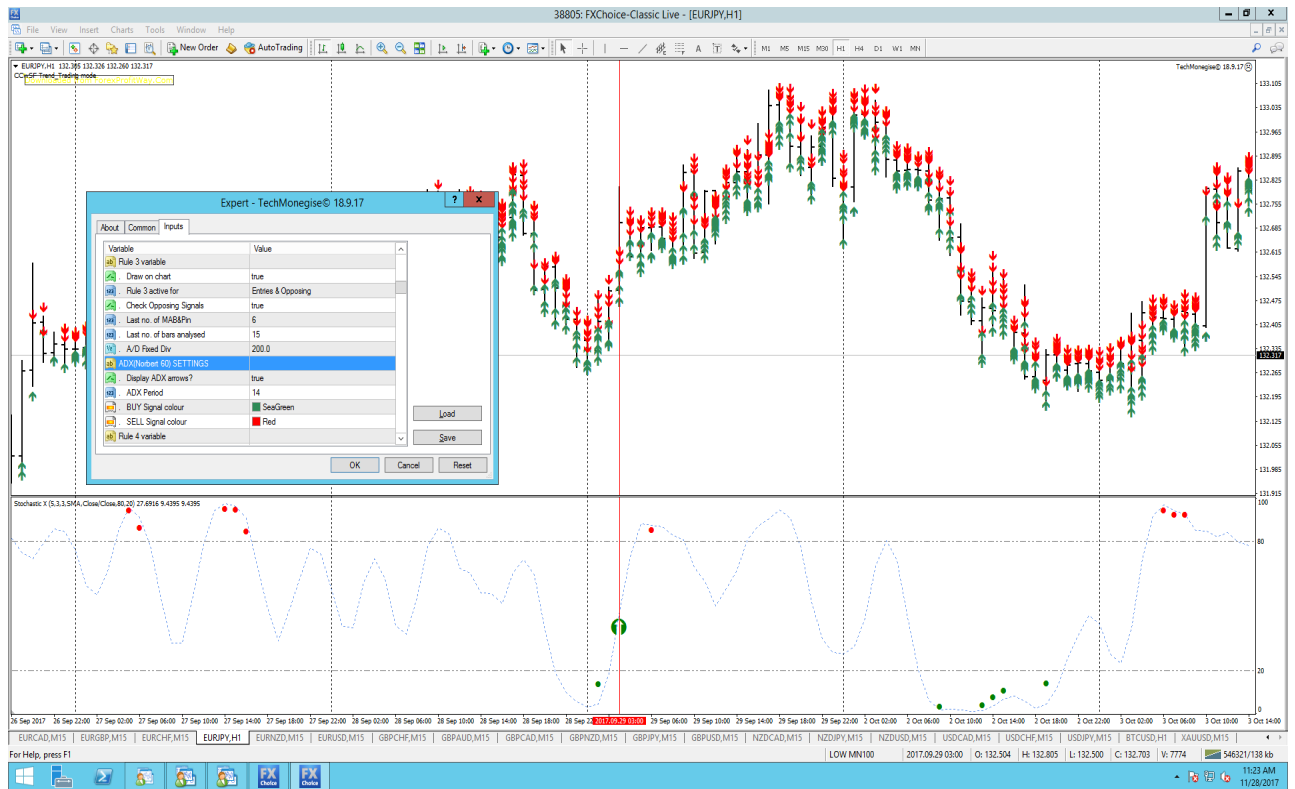
-A green buy ADX_Alert (Norbert_60seconds) arrow occurs, with settings in EA as in image on buy on that same respective signal TF.

Before rule ensure the last consecutive complimenting signals from specified indicators signals without opposing indicator signals or R's 1-28 signals between the value (for Variable: "Last no. of complimenting indicators") on the TF the rule occurs. Variable "Complimenting Indicators": MAB&PIN or All Indicators (VDM, Tango line dot, iMA, Gap Finder, ADX_Alert Norbert_60seconds arrow, MAB (9), Pinbar detector, CCwSF, AO Divergence).

Variable "Last no. of": 4. i.e if set to 4 there will be 4 consecutive complementing indicator signals before that rule. Features in this paragraph are not demonstrated in image below.

Rule signal bar must not have any other opposing indicators (VDM, Tango line dot, iMA, Gap Finder, ADX_Alert Norbert_60seconds arrow, MAB (9), Pinbar detector, CCwSF, AO Divergence) on it in that respective TF R has occurred. Variable: "Enable opposing": **True/False**.

Rule only valid if Rule price occurs below lower channel purple Tango dotted line for current bar close in the same TF as Rule. Variable: "R +- Tango channel": **True/False**. If value set to True, only those qualifying rules are counted for A/B.



Variable: "R with ATR dot": **True/False**. Rule signal price bar must be accompanied by yellow ATR dot on long R's in TF Rule signal price bar occurs.

Variable "R16 active for": **Entries and opposing**, qualifying rules are counted for A/B and opposing for A/B. **Only opposing** be used to identify only opposing rule 16's in A/B. **None** (not be used for forming entries or opposing). Therefore rule becomes completely inactive. This rule applies to M1-H1.

Variable: "R with BV": **True/False**. If true Rule signal bar or one before it (I.e one or two bars before R signal is printed) must have White Volume bar (Climax Low) in TF Rule signal price bar occurs.

17. Make sure all new R's are part of R17. When a single buy *AO Divergence* arrow on default settings occur in TF M5-H1; It only becomes R17 when it is lower in price after another complementing **R1-16** and **R18-R28** from any TF. The R17 does not have to be from same TF as the respective **R1-R16** and **R18-R28** before it! There must be no opposing R's 1-28 Of any TF between these two events.

An *AO Divergence* arrow can only be used once in the the formation of R17. E.g if used after R9, same one can't be used for R11.

Vertically marked with red dotted line price bar open.

Before rule ensure the last consecutive complementing signals from specified indicators signals without opposing indicator signals or R's 1-28 signals between the value (for Variable: "Last no. of complementing indicators") on the TF the rule occurs. Variable "**Complimenting Indicators**": **MAB&PIN** or **All Indicators** (VDM, Tango line dot, iMA, Gap Finder, ADX_Alert Norbert_60seconds arrow, MAB (9), Pinbar detector, CCwSF, AO Divergence).

Variable "Last no. of": 4. i.e if set to 4 there will be 4 consecutive complementing indicator signals before that rule. Features in this paragraph are not demonstrated in image below.

Rule signal bar must not have any other opposing indicators (VDM, Tango line dot, iMA, Gap Finder, ADX_Alert Norbert_60seconds arrow, MAB (9), Pinbar detector, CCwSF, *AO Divergence*) on it in that respective TF R has occurred. Variable: "**Enable opposing**": **True/False**.



Variable: "R with ATR dot": **True/False**. Rule signal price bar must be accompanied by yellow ATR dot on long R's in TF Rule signal price bar occurs.

Variable "R17 active for": Entries and opposing, qualifying rules are counted for A/B and opposing for A/B. Only opposing be used to identify only opposing rule 17's in A/B. None (not be used for forming entries or opposing). Therefore rule becomes completely inactive. Therefore rule becomes completely inactive. This rule applies to M5-H1.

Variable: "R with BV": **True/False**. If true Rule signal bar or one before it (I.e one or two bars before R signal is printed) must have White Volume bar (Climax Low) in TF Rule signal price bar occurs.

18. Using ATR (4. in drop down menu in indicator "AIO Divergence" in default setting); identify when two confirmed consecutive (without a red dot between them) yellow dots with the most recent one being at a higher ATR value than the previous one. Simultaneously for that time period; recent price close corresponding to most recent of the two dots must be lower than close price of first dot. The price close of most recent of the two dots is R18.

Before rule ensure the last consecutive complimenting signals from specified indicators signals without opposing indicator signals or R's 1-28 signals between the value (for Variable: "Last no. of complimenting indicators") on the TF the rule occurs. Variable "Complimenting Indicators": MAB&PIN or **All Indicators** (VDM, Tango line dot, iMA, Gap Finder, ADX_Alert Norbert_60seconds arrow, MAB (9), Pinbar detector, CCwSF, AO Divergence).

Variable "Last no. of": 4. i.e if set to 4 there will be 4 consecutive complementing indicator signals before that rule. Features in this paragraph are not demonstrated in image below.

Rule signal bar must not have any other opposing indicators (VDM, Tango line dot, iMA, Gap Finder, ADX_Alert Norbert_60seconds arrow, MAB (9), Pinbar detector, CCwSF, AO Divergence) on it in that respective TF R has occurred. Variable: "Enable opposing": **True/False**.

In image below ignore lines drawn by indicator. The 2 blue lines are drawn manually to demonstrate price and indicator relationship.



Variable: "R with ATR dot": **True/False**. Rule signal price bar must be accompanied by yellow ATR dot on long R's in TF Rule signal price bar occurs.

Variable "R18 active for": Entries and opposing, qualifying rules are counted for A/B and opposing for A/B. **Only opposing** be used to identify only opposing rule 18's in A/B. **None** (not be used for forming entries or opposing). Therefore rule becomes completely inactive. This rule applies to M5-H1.

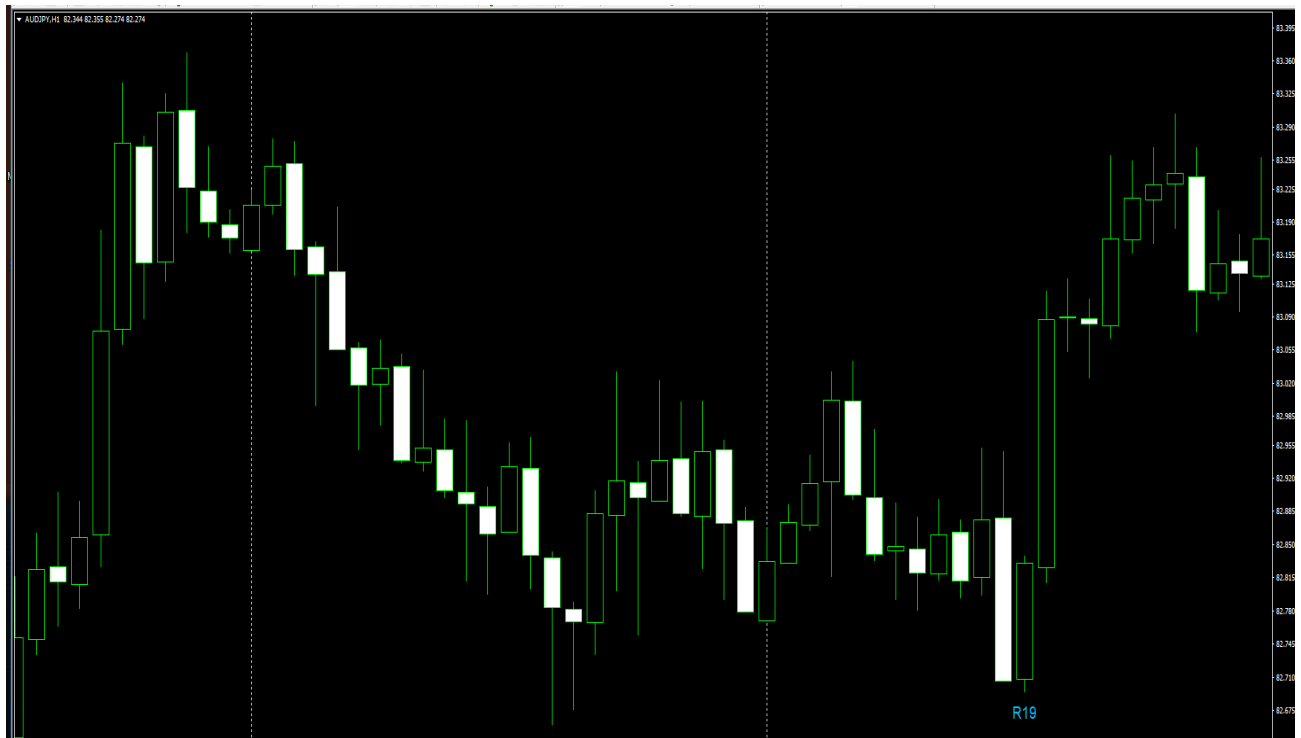
Variable: "R with BV": **True/False**. If true Rule signal bar or one before it (I.e one or two bars before R signal is printed) must have White Volume bar (Climax Low) in TF Rule signal price bar occurs.

19. When a price bar closes at it's absolute LOW on the H1. This becomes the signal bar. The next price bar open must be marked with R19.

Before rule ensure the last consecutive complimenting signals from specified indicators signals without opposing indicator signals or R's 1-28 signals between the value (for Variable: "Last no. of complimenting indicators") on the TF the rule occurs. Variable "Complimenting Indicators": **MAB&PIN** or **All Indicators** (VDM, Tango line dot, iMA, Gap Finder, ADX_Alert Norbert_60seconds arrow, MAB (9), Pinbar detector, CCwSF, AO Divergence).

Variable "Last no. of": 4. i.e if set to 4 there will be 4 consecutive complementing indicator signals before that rule. Features in this paragraph are not demonstrated in image below.

If set to 5 there will be 5 consecutive complementing indicator signals before that rule. Features in this paragraph are not demonstrated in image below.



Rule signal bar must not have any other opposing indicators (VDM, Tango line dot, iMA, Gap Finder, ADX_Alert Norbert_60seconds arrow, MAB (9), Pinbar detector, CCwSF, **AO Divergence**) on it in that respective TF R has occurred. Variable: "Enable opposing": **True/False**.

Rule only valid if Rule price occurs below lower channel purple Tango dotted line for current bar close in the same TF as Rule. Variable: "R +- Tango channel": **True/False**. If value set to True, only those qualifying rules are counted for A/B.

Variable "R19 active for": Entries and opposing, qualifying rules are counted for A/B and opposing for A/B. Only opposing be used to identify only opposing rule 19's in A/B. None (not be used for forming entries or opposing). Therefore rule becomes completely inactive.

20. Convert ADX_Difference indicator to mq4, every time there appear 5 consecutive green bars above zero. An ADX Difference bar must not be counted more than once in formation of R20. From <https://www.mql5.com/en/code/20912>

Before rule ensure the last consecutive complimenting signals from specified indicators signals without opposing indicator signals or R's 1-28 signals between the value (for Variable: "Last no. of complimenting indicators") on the TF the rule occurs. Variable "Complimenting Indicators": MAB&PIN or **All Indicators** (VDM, Tango line dot, iMA, Gap Finder, ADX_Alert Norbert_60seconds arrow, MAB (9), Pinbar detector, CCwSF, **AO Divergence**).

Variable "Last no. of": 4. i.e if set to 4 there will be 4 consecutive complementing indicator signals before that rule. Features in this paragraph are not demonstrated in image below.



Rule signal bar must not have any other opposing indicators (VDM, Tango line dot, iMA, Gap Finder, ADX_Alert Norbert_60seconds arrow, MAB (9), Pinbar detector, CCwSF, AO Divergence) on it in that respective TF R has occurred. Variable: "Enable opposing": **True/False**. Variable: "R with ATR dot": **True/False**. Rule signal price bar must be accompanied by yellow ATR dot on long R's in TF Rule signal price bar occurs.

Rule only valid if Rule price occurs below lower channel purple Tango dotted line for current bar close in the same TF as Rule. Variable: "R +- Tango channel": **True/False**. If value set to True, only those qualifying rules are counted for A/B.

Variable "R20 active for": Entries and opposing, qualifying rules are counted for A/B and opposing for A/B. Only opposing be used to identify only opposing rule 20's in A/B. None (not be used for forming entries or opposing). Therefore rule becomes completely inactive. This rule applies to M5-H1.

Variable: "R with BV": **True/False**. If true Rule signal bar or one before it (I.e one or two bars before R signal is printed) must have White Volume bar (Climax Low) in TF Rule signal price bar occurs.

21. When first in a series of full green (No red at top or bottom) Gator bar occurs and corresponding price bar closes up but is lower in range (from high to Low) compared to previous price bar range, this is considered the signal bar. Going back 10 price bars ("Last no. of bars analysed": 10) from signal bar, the white Volume MA line must have closed DOWN by at least 0.01%. "VMA % Div": 0.01. The open of the next price bar after signal bar must be marked with R21 below it's price bar in red coloured text.

Before rule ensure the last consecutive complimenting signals from specified indicators signals without opposing indicator signals or R's 1-28 signals between the value (for Variable: "Last no. of complimenting indicators") on the TF the rule occurs. Variable "Complimenting Indicators": MAB&PIN or All Indicators (VDM, Tango line dot, iMA, Gap Finder, ADX_Alert Norbert_60seconds arrow, MAB (9), Pinbar detector, CCwSF, AO Divergence).

Variable "Last no. of": 4. i.e if set to 4 there will be 4 consecutive complementing indicator signals before that rule. Features in this paragraph are not demonstrated in image below.

Rule signal bar must not have any other opposing indicators (VDM, Tango line dot, iMA, Gap Finder, ADX_Alert Norbert_60seconds arrow, MAB (9), Pinbar detector, CCwSF, AO Divergence) on it in that respective TF R has occurred. Variable: "Enable opposing": **True/False**.

Rule only valid if Rule price occurs below lower channel purple Tango dotted line for current bar close in the same TF as Rule. Variable: "R +- Tango channel": **True/False**. If value set to True, only those qualifying rules are counted for A/B.



Variable "R21 active for": Entries and opposing, qualifying rules are counted for A/B and opposing for A/B. Only opposing be used to identify only opposing rule 21's in A/B. None (not be used for forming entries or opposing). Therefore rule becomes completely inactive. This rule applies to M15-H1.

Variable: "R with BV": **True/False**. If true Rule signal bar or one before it (I.e one or two bars before R21 is printed) must have White Volume bar (Climax Low) in TF Rule signal price bar occurs.

22. Is a variation of R11. The text of R22 in purple must be added/coded. Text /variable struck out must be removed from code. Take Rule 22 code from TechMoney Ltd; TechMonegise© EA (v2.08) already supplied. It's already created. Here is it's description:

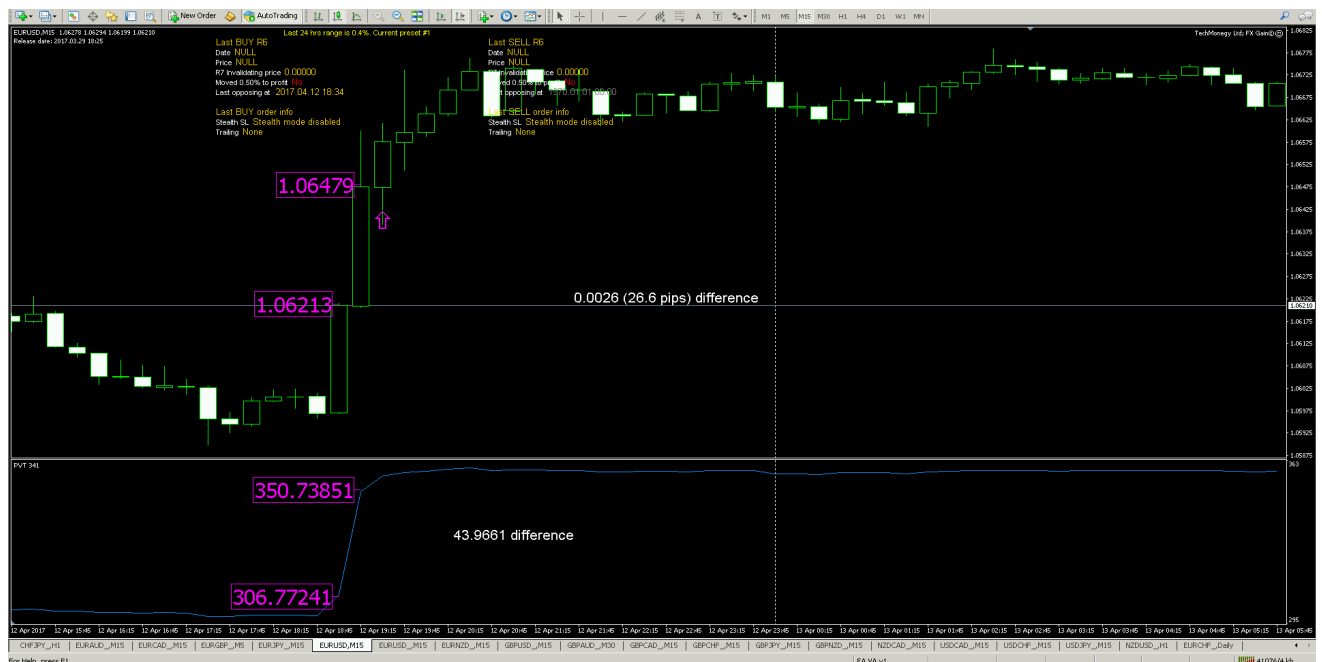
(Same as R22 is coded in EA v2.07) When price close up compared to the close of the previous price bar close by at least 0.015% Variable "Min % price difference": 0.015. Simultaneously PVT (indicator on default settings) value closes up compared to the value of the previous bar close. Therefore if 0.015% price difference is 2 pips and PVT difference is 4, for these figures the pips portion is 50% of PVT difference. Add Variable: "Price bar 2 body must be > half size body of bar 1": True/False. In other words bar 1 body must not be 200% or more > the body size of bar 2 in that respective time frame. See image:



R22 occurs at close of price bar marked with price label 1.06479. Each TF has it's own Variable: "M1 max pips % of PVT": 20. Variable: "M5 max pips % of PVT": 15. Variable: "M15 max pips % of PVT": 4. Variable: "M30 max pips % of PVT": 2. Variable: "H1 max pips % of PVT": 0.5. Before rule ensure the last consecutive complimenting signals from specified indicators signals without opposing indicator signals or R1-28 signals between the value (for Variable: "Last no. of complimenting indicators") on the TF the rule occurs. Variable "Complimenting Indicators": MAB&PIN or **All Indicators** (VDM, Tango line dot, iMA, Gap Finder, ADX_Alert Norbert_60seconds arrow, MAB (9), Pinbar detector, CCWSF, AO Divergence).

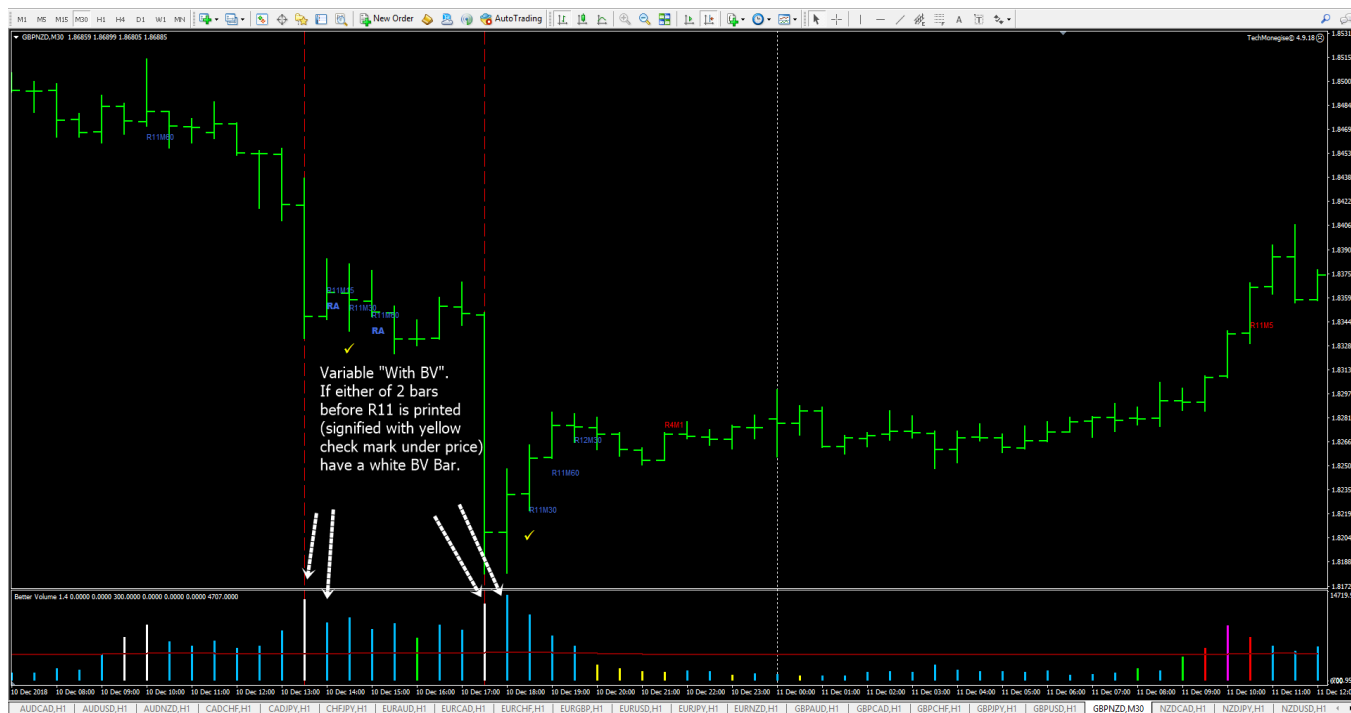
Variable "Last no. of": 1. i.e if set to 4 there will be 4 consecutive complementing indicator signals before that rule. Features in this paragraph are not demonstrated in image below.

Rule signal bar must not have any other opposing indicators (VDM, Tango line dot, iMA, Gap Finder, ADX_Alert Norbert_60seconds arrow, MAB (9), Pinbar detector, CCWSF, AO Divergence) on it in that respective TF R has occurred. Variable: "Enable opposing": True/False. Appears in M15 on Image:



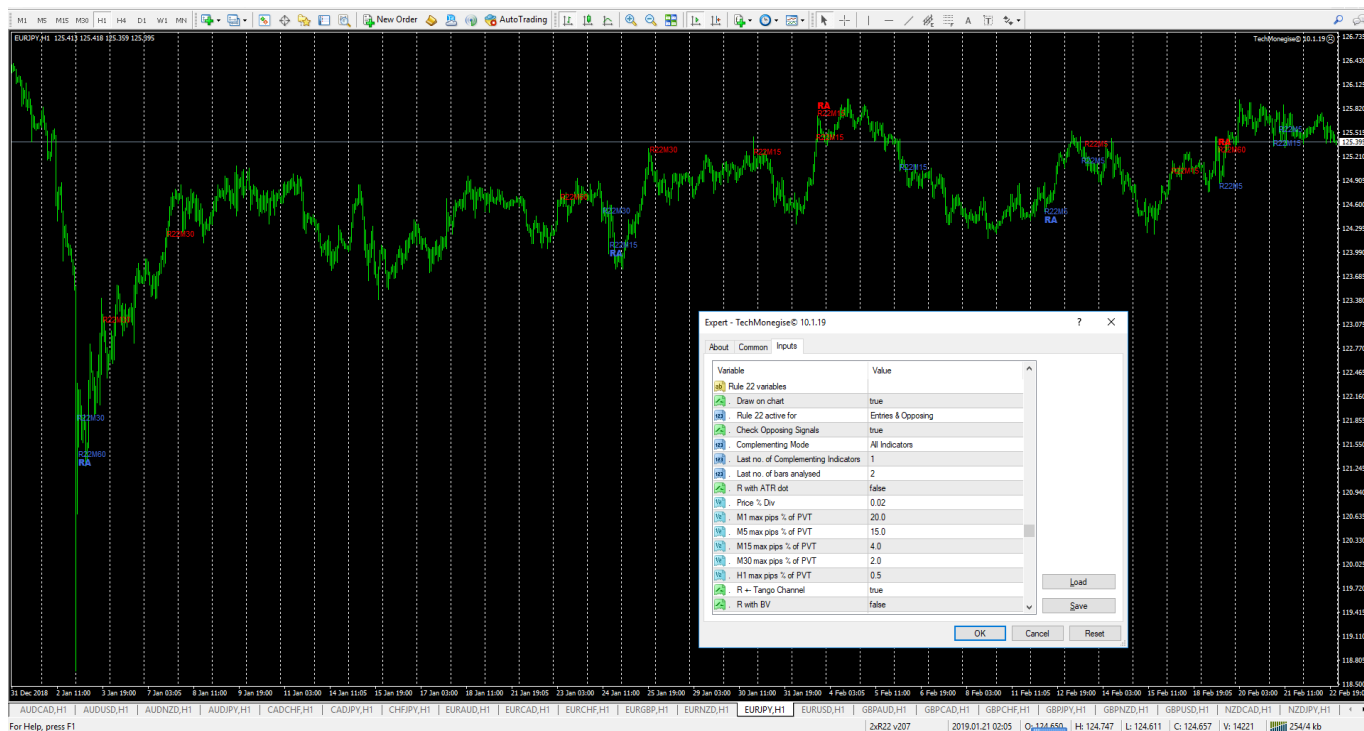
Variable: "R with ATR dot": True/False. Rule signal price bar must be accompanied by yellow ATR dot on long R's in TF Rule signal price bar occurs.

Variable: "R with BV": True/**False**. If true Rule signal bar or one before it (I.e one or two bars before R22 is printed) must have White Volume bar (Climax Low) in TF Rule signal price bar occurs. Add new Variable: "Print Rule on chart": **True/False**.



R22 should look like this (I.e where R22 is stated on chart) on settings provided where two (although 1 is the value entered in A) R22's make an A:

Variables to use in this rule:



How R22 looks with the supplied (in zipped folder) Preset file:

Rule signal bar must not have any other opposing indicators (VDM, Tango line dot, iMA, Gap Finder, ADX_Alert Norbert_60seconds arrow, MAB (9), Pinbar detector, CCwSF, AO Divergence) on it in that respective TF R has occurred. Variable: "Enable opposing": **True/False**. Rule only valid if Rule price occurs below lower channel purple Tango dotted line for current bar close in the same TF as Rule. Variable: "R +- Tango channel": **True/False**. If value set to True, only those qualifying rules are counted for A/B. Variable: "R with ATR dot": **True/False**. Rule signal price bar must be accompanied by yellow ATR dot on long R's in TF Rule signal price bar occurs. Variable: "R with BV": **True/False**. If true Rule signal bar or one before it (I.e one or two bars before R24 is printed) must have White Volume bar (Climax Low) in TF Rule signal price bar occurs.



Variable "R24 active for": Entries and opposing, qualifying rules are counted for A/B and opposing for A/B. Only opposing be used to identify only opposing rule 24's in A/B. None (not be used for forming entries or opposing). Therefore rule becomes completely inactive. This rule applies to M5-H1.

25. When a blue dot appears on the chart using "FlashMove Divergence" indicator then it is a R25 buy signal at the market price of that instrument in that respective TF. Delete the "Buy reversal" on chart message and "blue dot" and replace the blue dot with R25 and respective TF it occurred in and the actual price it occurred at. Not the price the blue dot occurred at. In other words display in same format on chart as all other R's display on chart. Note this rule will be displayed during the period of a bar and not on open of next bar which is how it is coded on all other rules.

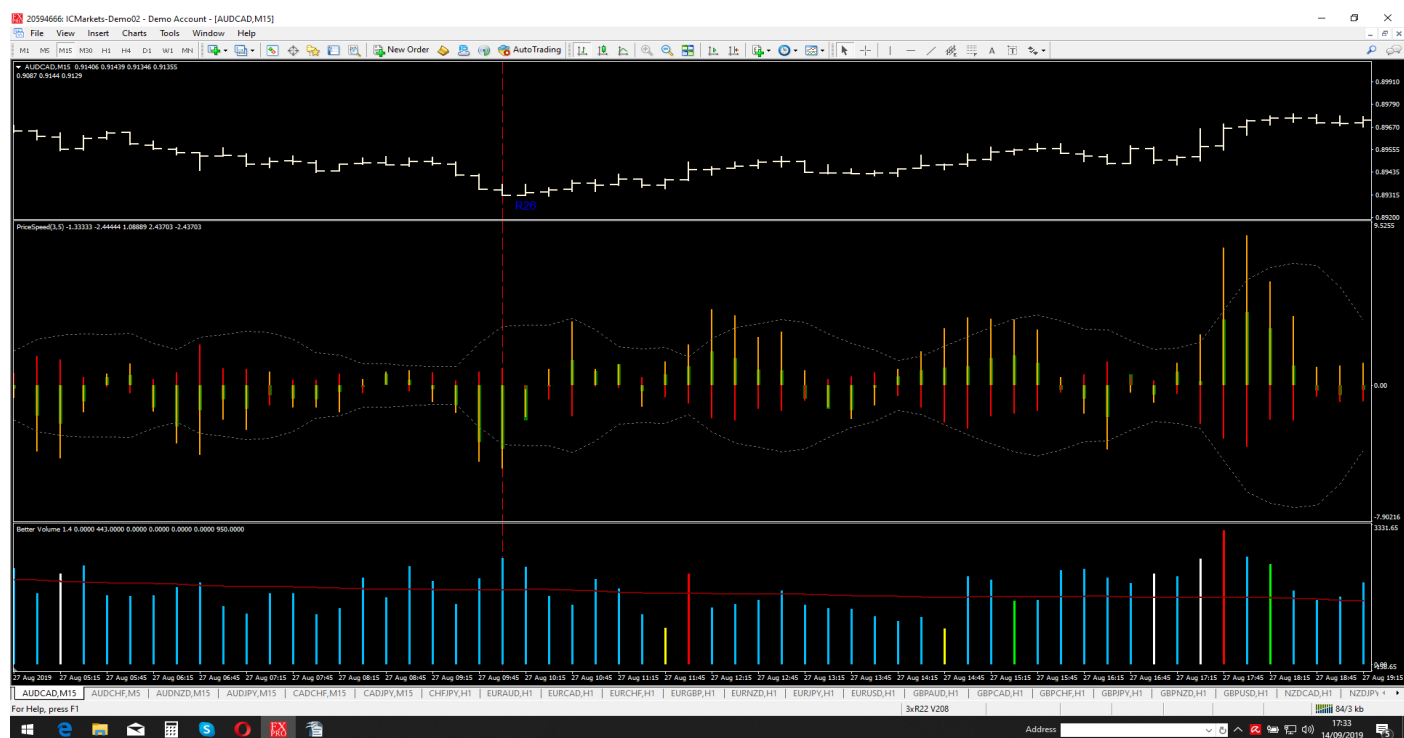
Before rule ensure the last consecutive complimenting signals from specified indicators signals without opposing indicator signals or R1-28 signals between the value (for Variable: "Last no. of complimenting indicators") on the TF the rule occurs. Variable "Complimenting Indicators": MAB&PIN or **All Indicators** (VDM, Tango line dot, iMA, Gap Finder, ADX_Alert Norbert_60seconds arrow, MAB (9), Pinbar detector, CCwSF, AO Divergence). Variable "Last no. of": 4. i.e if set to 4 there will be 4 consecutive complementing indicator signals before that rule. Features in this paragraph are not demonstrated in image below.

Rule signal bar must not have any other opposing indicators (VDM, Tango line dot, iMA, Gap Finder, ADX_Alert Norbert_60seconds arrow, MAB (9), Pinbar detector, CCwSF, AO Divergence) on it in that respective TF R has occurred. Variable: "Enable opposing": **True/False**. Rule only valid if Rule price occurs below lower channel purple Tango dotted line for current bar close in the same TF as Rule. Variable: "R +- Tango channel": **True/False**. If value set to True, only those qualifying rules are counted for A/B. Variable: "R with ATR dot": **True/False**. Rule signal price bar must be accompanied by yellow ATR dot on long R's in TF Rule signal price bar occurs. Variable: "R with BV": **True/False**. If true Rule signal bar or one before it (I.e one or two bars before R25 is printed) must have White Volume bar (Climax Low) in TF Rule signal price bar occurs.



Variable "R25 active for": Entries and opposing, qualifying rules are counted for A/B and opposing for A/B. Only opposing be used to identify only opposing rule 25's in A/B. None (not be used for forming entries or opposing). Therefore rule becomes completely inactive. This rule applies to M5-H1.

26. When two consecutive price bars have the Price Speed indicator (source available for download from <https://www.mql5.com/en/forum/317404>) green value close below the lower dotted white line. Those two price bars must have either of the following configurations for Better Volume bars indicator: a blue bar and white bar. Or two white bars. New Variable: "Blue+White or 2xwhite": True/False. If false then two blue bars acceptable as well.



ALL below are standard filters already coded and part of most rules.

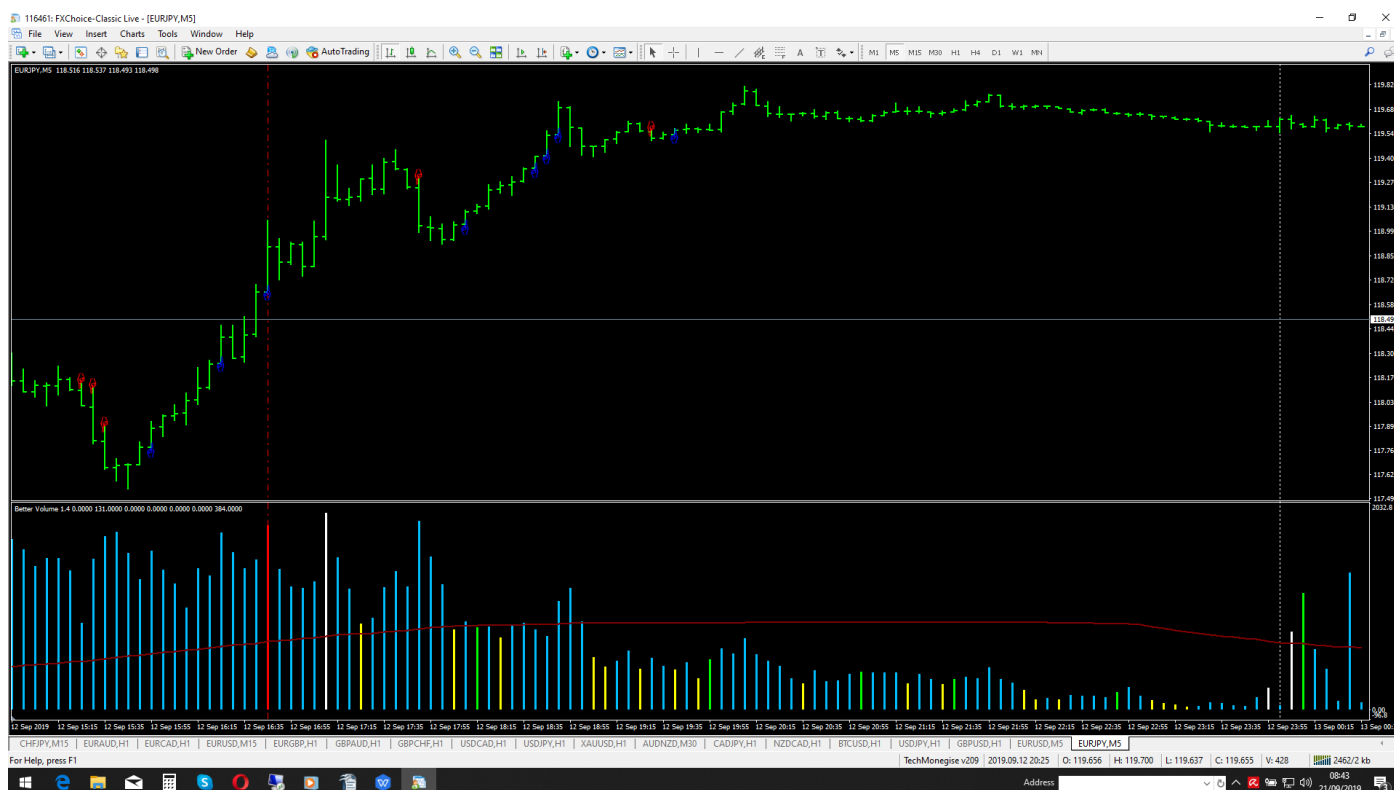
Add new Variable: "Print Rule on chart": True/False. Before rule ensure the last consecutive complimenting signals from specified indicators signals without opposing indicator signals or R1-28 signals between the value (for Variable: "Last no. of complimenting indicators") on the TF the rule occurs. Variable "Complimenting Indicators": MAB&PIN or All Indicators (VDM, Tango line dot, iMA, Gap Finder, ADX_Alert

Norbert_60seconds arrow, MAB (9), Pinbar detector, CCwSF, AO Divergence). Variable "Last no. of": 4. i.e if set to 4 there will be 4 consecutive complementing indicator signals before that rule. Features in this paragraph are not demonstrated in image below.

Rule signal bar must not have any other opposing indicators (VDM, Tango line dot, iMA, Gap Finder, ADX_Alert Norbert_60seconds arrow, MAB (9), Pinbar detector, CCwSF, AO Divergence) on it in that respective TF R has occurred. Variable: "Enable opposing": True/False. Rule only valid if Rule price occurs below lower channel purple Tango dotted line for current bar close in the same TF as Rule. Variable: "R +- Tango channel": True/False. If value set to True, only those qualifying rules are counted for A/B. Variable: "R with ATR dot": True/False. Rule signal price bar must be accompanied by yellow ATR dot on long R's in TF Rule signal price bar occurs. Variable: "R with BV": True/False. If true Rule signal bar or one before it (I.e one or two bars before R26 is printed) must have White Volume bar (Climax Low) in TF Rule signal price bar occurs.

Variable "R26 active for": Entries and opposing, qualifying rules are counted for A/B and opposing for A/B. Only opposing be used to identify only opposing rule 26's in A/B. None (not be used for forming entries or opposing). Therefore rule becomes completely inactive. This rule applies to M5-H1.

27. When Price Direction indicator blue hand appears and Better Volume corresponding bar is Red it is a buy R27 signal. It is illustrated by red vertical line in image below.



ALL below are standard filters already coded and part of most rules.

Add new Variable: "Print Rule on chart": True/False. Before rule ensure the last consecutive complementing signals from specified indicators signals without opposing indicator signals or R1-28 signals between the value (for Variable: "Last no. of complementing indicators") on the TF the rule occurs. Variable "Complimenting Indicators": MAB&PIN or All Indicators (VDM, Tango line dot, iMA, Gap Finder, ADX_Alert Norbert_60seconds arrow, MAB (9), Pinbar detector, CCwSF, AO Divergence). Variable "Last no. of": 4. i.e if set to 4 there will be 4 consecutive complementing indicator signals before that rule. Features in this paragraph are not demonstrated in image below.

Rule signal bar must not have any other opposing indicators (VDM, Tango line dot, iMA, Gap Finder, ADX_Alert Norbert_60seconds arrow, MAB (9), Pinbar detector, CCwSF, AO Divergence) on it in that respective TF R has occurred. Variable: "Enable opposing": True/False. Rule only valid if Rule price occurs below lower channel purple Tango dotted line for current bar close in the same TF as Rule. Rule only valid if Rule price occurs below lower channel purple Tango dotted line for current bar close in the same TF as Rule. Variable: "R +- Tango channel": True/False. If value set to True, only those qualifying rules are counted for A/B. Variable: "R with ATR dot": True/False. Rule signal price bar must be accompanied by yellow ATR dot on long R's in TF Rule signal price bar occurs. Variable: "R with BV": True/False. If true Rule signal bar or one before it (I.e one or two bars before R27 is printed) must have White Volume bar (Climax Low) in TF Rule signal price bar occurs.

Variable "R27 active for": Entries and opposing, qualifying rules are counted for A/B and opposing for A/B. Only opposing be used to identify only opposing rule 27's in A/B. None (not be used for forming entries or opposing). Therefore rule becomes completely inactive. This rule applies to M5-H1.

28. Combine the two mt5 indicators that display as XRVI here <https://www.mql5.com/en/code/506> into this rule. When the red dotted line on price bar close is *above* the solid purple line. In new Variable: "TF's that make entry": 2. This means 2 (Value of 1 must also be allowed) simultaneous different TF's from M15 to H4 (but if this is demanding, then H1 will be acceptable). This along with below filters make a buy signal.



ALL below are standard filters already coded and part of most rules.

Add new Variable: "Print Rule on chart": **True/False**. Before rule ensure the last consecutive complimenting signals from specified indicators signals without opposing indicator signals or R1-28 signals between the value (for Variable: "Last no. of complimenting indicators") on the TF the rule occurs. Variable "Complimenting Indicators": MAB&PIN or **All Indicators** (VDM, Tango line dot, iMA, Gap Finder, ADX_Alert Norbert_60seconds arrow, MAB (9), Pinbar detector, CCwSF, AO Divergence). Variable "Last no. of": 4. i.e if set to 4 there will be 4 consecutive complimenting indicator signals before that rule. Features in this paragraph are not demonstrated in image below.

Rule signal bar must not have any other opposing indicators (VDM, Tango line dot, iMA, Gap Finder, ADX_Alert Norbert_60seconds arrow, MAB (9), Pinbar detector, CCwSF, AO Divergence) on it in that respective TF R has occurred. Variable: "Enable opposing": **True/False**. Rule only valid if Rule price occurs below lower channel purple Tango dotted line for current bar close in the same TF as Rule. Rule only valid if Rule price occurs below lower channel purple Tango dotted line for current bar close in the same TF as Rule. Variable: "R +- Tango channel": **True/False**. If value set to True, only those qualifying rules are counted for A/B. Variable: "R with ATR dot": **True/False**. Rule signal price bar must be accompanied by yellow ATR dot on long R's in TF Rule signal price bar occurs. Variable: "R with BV": **True/False**. If true Rule signal bar or one before it (I.e one or two bars before R28 is printed) must have White Volume bar (Climax Low) in TF Rule signal price bar occurs.

Variable "R28 active for": Entries and opposing, qualifying rules are counted for A/B and opposing for A/B. Only opposing be used to identify only opposing rule 27's in A/B. **None** (not be used for forming entries or opposing). Therefore rule becomes completely inactive. This rule applies to M15-H4.

A. Variable "A version": **Original**. Operates as is in EA version 3.10.19. **New**. This is your newly coded improved version of rule A.

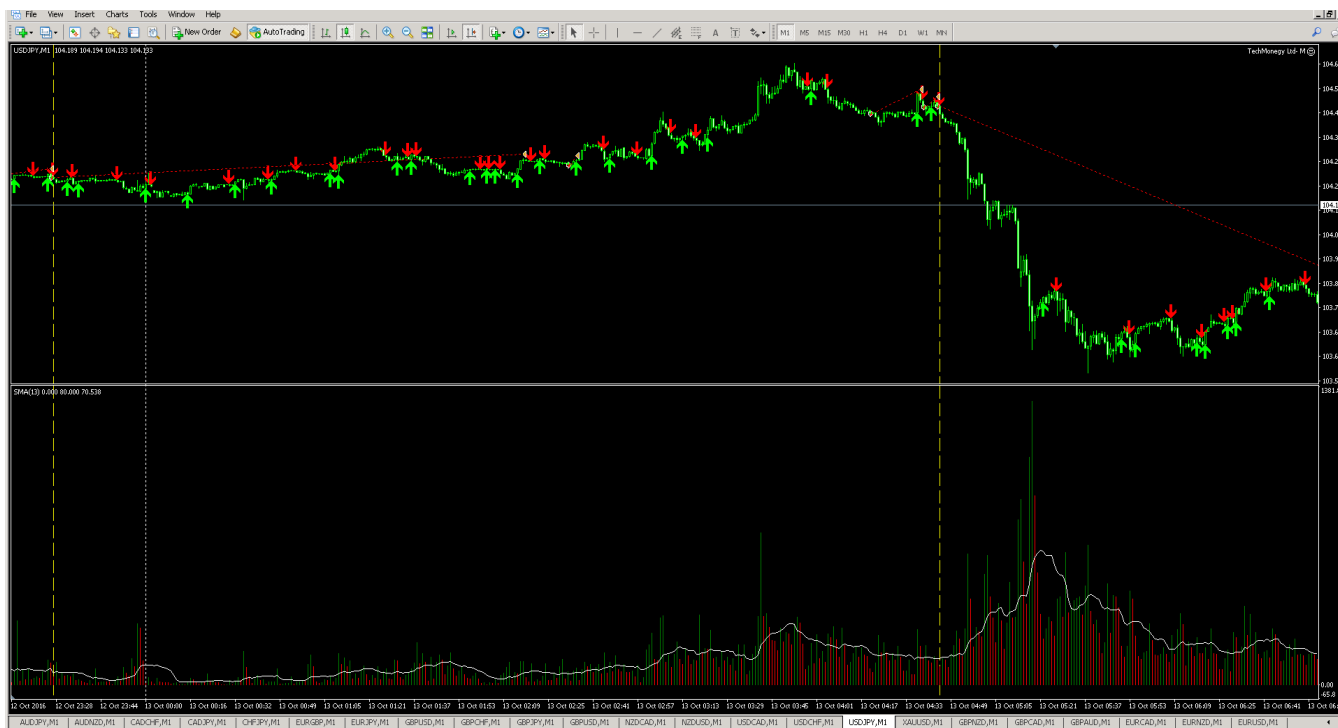
Any of above R1-28 must occur an aggregate of at least three times. Stated by Variable "A Consecutive R1-28 's": 1 (which actually is 2) consecutively without opposing R1-28 on **rules designated TF's**. The price of each R1-28 must be lower **and at a later time** than the prior one. Therefore close of 3rd (most recent) R1-28 must be lower in price **and later time** than that of 2nd R1-28. Respectively close of 2nd rule R1-28 must be lower in price **and later in time** than that of 1st R1-28. Each R1-28 can occur on **rules designated TF's**. If 1 or more opposing R1-28 occur at the same time (on same or different TF's), the A count must begin from zero again. Once any R1-28 is used to form an A, that same rule must not be used in the count to form another A. Only count unused R's for new A. Note A images are examples from v1 EA rules 1-5. Therefore if Variable "Consecutive R1-28 " is set to 2; A can be made up of 2 x rule 1, Illustrated. in **Image**:



Each rule 1 to be counted only once in it's formation of any rule 1.

Or 2 x rule 2. Each rule 2 to be counted only once in it's formation of any rule 2.

Or 2 x rule 3 illustrated in **Image**:

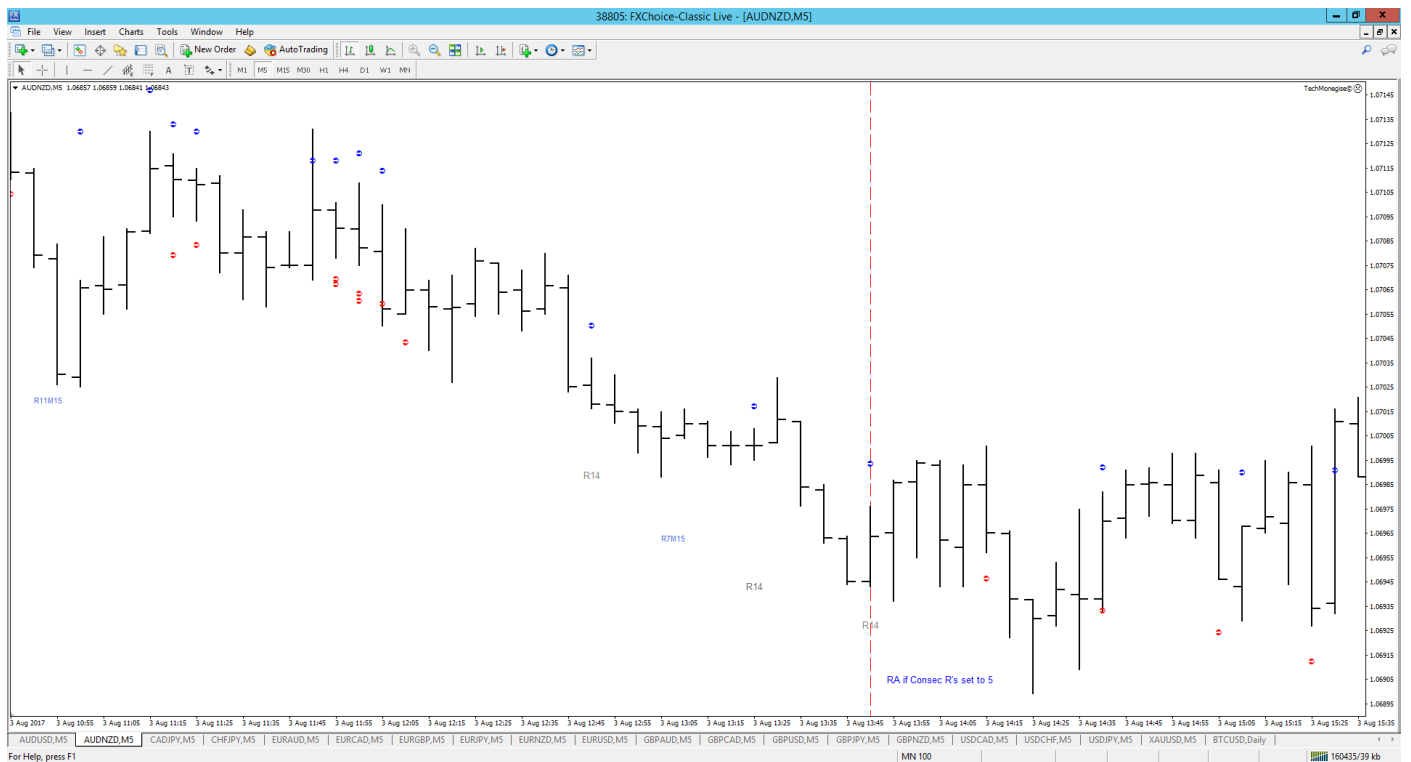


Or R5.1 and R4. Illustrated in **Image**:

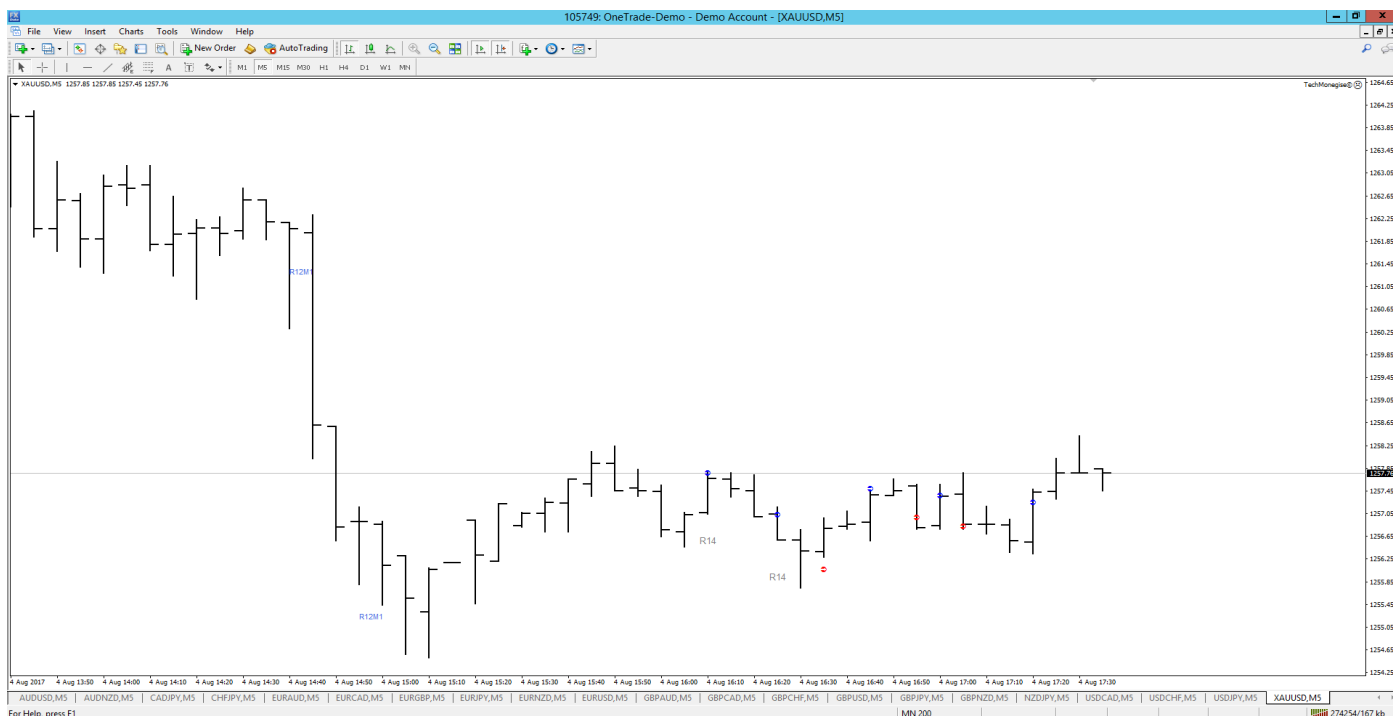


Each one of the rules must be at a lower price than the previous.

Or



Or if set to 4 Consecutive:



Add variable "A Marked with:" A or don't display. The 2 options in image below:



Make Variable: "Trade action":

Auto (EA works placing trades as already coded based on user entered values). Make message appear with acceptance button before allowing EA to load, stating "I am using this strategy creation software with my own defined preset/strategy. Based on this I consent to all it's individual trade orders on the instruments I'm using it. So I accept risk of greater loss than the balance of my account and do not consider this software as financial advise".

Indicator (As already coded). No trade executions, just alert, "A" can't be seen, Future arrow's of entry Hdn SL, TP Trail Start marked by arrows for each trade signal.

User decides each trade. (New) In this last option it works same as auto, but user must click pop up button accompanied by sound alert to *place* order or *decline* it, the pop up is accompanied by the following message: "Risk based on Hidden SL for this trade is \$500 (stated in base currency of acc-don't put this bracketed statement in disclaimer message). I accept trade exit values in Rule D, along with ALL those in software. I accept risk of greater loss than the balance of my account and DO NOT consider this software as financial advise. Place order". Order must only place at or better than the target entry price if all in C qualifies, otherwise placement of trade is rejected with reasons in C stated in on screen pop up.

B. Entries can begin after R15. Entry is invalidated if an opposing R15 occurs or price has first gone into more than 0.1% profit from latest rule confirmation price (R15). Variable: "Invalidating price move % from latest A": 0.1%. If hit, count for A would begin from 1 again. Make Variable "Buy enter better than A price by %": 0.06." Therefore if A price is 1.5000 long entry must be at 1.4991. This must be a different variable to the buy one. If opposing R15 occurs after A and before entry, then entry is invalidated. Where in the same symbol a new better price A occurs while current market is between above two variables awaiting entry or invalidation, then the primer better price is over written, the new better price becomes the waited upon price. For buy the lowest. Have slippage allowed applied, so it keeps re trying entry as far as price spread/slippage below is satisfied and is same or better than B. Variable: "Max Spread % allowed": 0.03. So if price is 2.1000 then the max spread allowed for entry is 6.3 pips (63 points). Variable: "Max Slippage points allowed": 3. Max Slippage allowed for entry would also be 0.3 pips (3 points).

Make Variable: "Trade action":

Auto (EA works placing trades as already coded based on user entered values). Make message appear with acceptance button before allowing EA to load, stating "DISCLAIMER: I am using this strategy creation software with my own defined preset/strategy. Based on this I consent to all it's individual trade orders on the instruments I'm using it. So I accept risk of greater loss than the balance of my account and do not consider this software as financial advise. No guarantee is made that software is free of error."

Indicator (As already coded). No trade executions, just alert, "R15" can't be seen, Future arrow's of entry Hdn SL, TP Trail Start marked by arrows for each trade signal.

User decides each trade. (New) In this last option it works same as auto, but user must click pop up button accompanied by sound alert to place order or decline it, the pop up is accompanied by the following message: "Risk based on Hidden SL for this trade is \$500 (stated in base currency of acc-don't put this bracketed statement in disclaimer message). I accept trade exit values in Rule D, along with ALL those in software. I accept risk of greater loss than the balance of my account and DO NOT consider this software as financial advise. Place order". Order must only place at or better than the target entry price if all in C qualifies, otherwise placement of trade is rejected with reasons in C stated in on screen pop up.

C. Make Variable "Hdn SL%": 0.25%. This executes at market so hidden from broker. Variable: "Fk SL" : 0.4%. So this is a fixed fake SL simultaneously shown in order when opened. When exit occurs with this variable; "SL" appears in comment. This value must always be greater than that of "Hdn SL%". SL price calculated from each entry price. Make Variable "Hdn SL": True/False. Risk size of entry should be 1% of free equity; use SL distance and RCB and RCC variable values to Calculate. Variable: "Risk % per order:" 1%. Prevent new entries if B still valid but at least one of below occur (but resume if they don't occur):

Ca. There is an opposing rule R15

Cb. If new trades takes sum loss of account (Hdn SL, not trailing) of total open trades + trade trying to be opened over 15% value with Variable: "Max loss of open trades v bal < %": 15.

Cc. No new trades if new trades takes sum loss of account base currency (Hdn SL, not trailing) of total open trades + trade trying to be opened goes below Margin Level 2000%. Make Variable "Min Margin level %": 2000. This dynamic value is seen on the MT4 platform.

Cd. Have Variable: "Max open entries per pair": 5. For both directions on all magic numbers on acc.

Ce. Variables in C must be on whole acc. No exceptions to this rule. Regardless of Magic number or EA used.

Cf. Variable: "Invalidating price move % from latest R15":

Cg. "Max Spread % allowed":

Ch. "Max Slippage points allowed":

Ci. If opposing R15 occurs before entry, then entry is invalidated.

Messages in experts tab in platform must print stating the first (only) of the Ca-Ci reasons that prevented entry. Currently only Ca-Ch prints but does so after other entry nullify already occurred i.e Ca."

D. Exit trades profitably (after any cost of commission, spread and SWAP on trade) as follows with value of Variable: "Trail start%": 0.32 being calculated from entry. So on a long if entry price is 1.5000, trail starts at 1.5048. The SL follows market price up with Variable: "Trail by%": 0.05. So this is the amount the trailing stop should be below market price as it moves into profit, it starts from 0.05% below trail start price. Therefore to prevent loss, "Trail start%" value from start to entry must be larger than "Trail by%" value. All exit orders in RD must execute at market so hidden from broker (stealth). Make so order never close at loss using "Trail by%", this is the method ALL profitable trades will close.

E. Global Variables;

-Add Variable: "Show RA modes": Normal count of rules. Only count from R's lowest TF history available. Draw line where lowest TF history ends (uses Variable: "Default number of bars used").

- Add global Variable: "Comment" field that user can fill in EA setting.

Add simple to administer security license scheme to be used if EA were to be sold:

- Security license: In line 699, Replace the already put in place login details i.e "246357,85636,77143008" either of the three with the login you want to give permission to. Adjust date on line 704 and line 1138. Compile. Then send that ex4 file to user.

- Variable: "No new entries between": 18 Dec and 7 Jan. Only closure (according to rules) of existing trades on acc occurs between these low volume dates.

-Display dynamic spread on each chart in points (you can get code for this from ea "TechMoney; Pivot@") and as % of price. E.g if price is 2.1000, Spread shown is 0.03% and 63 points.

- Variable "Safer weekend+": No new, close all. This is how it currently works. In this value no new trades should be opened on account from Fri 4pm GMT for rest of day, close all trades open on account when each in profit (by at least 0.10% after any cost of commission, spread and SWAP on trade) from 4pm GMT Fri, then close any unprofitable trades on account from Fri 8pm GMT.

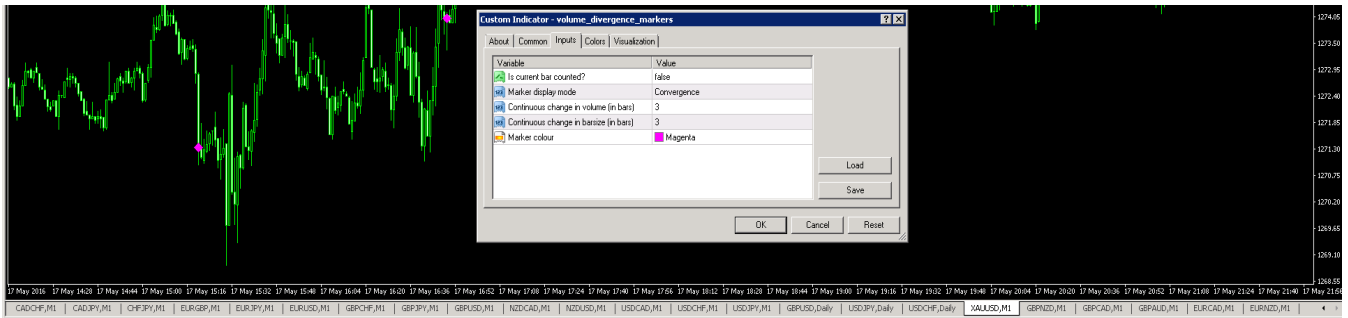
No new, close profitable. In this value no new trades should be opened on account from Fri 6pm GMT for rest of day, close all trades open on account when each in profit (by at least 0.10% after any cost of commission, spread and SWAP on trade) from 7pm GMT Fri, allow unprofitable trades on account to trade as normal.

False. Safer weekend is off and EA trades same as any other time.

- Variable "Reverse trade": True/False. If true a blue RA buy is treated as a Sell. The red RA sell is treated as a Buy. B-E operate as if dealing with a sell or a buy, depending how it is classified by reverse true or false. Enter better than must be adapted for "Reverse Trade" mode when set to True. In other words if true, "A" buy is treated as "A" sell therefore, "Sell better than R15" must apply and therefore entry price is 0.05% higher than "A" price ! Same principal that ALL variables in B-E must now treat A sell as A buy if classified in "Reverse Trade" as true.

Short when:

1. *Volume_Divergence_Markers* on custom settings shown in **Image**:



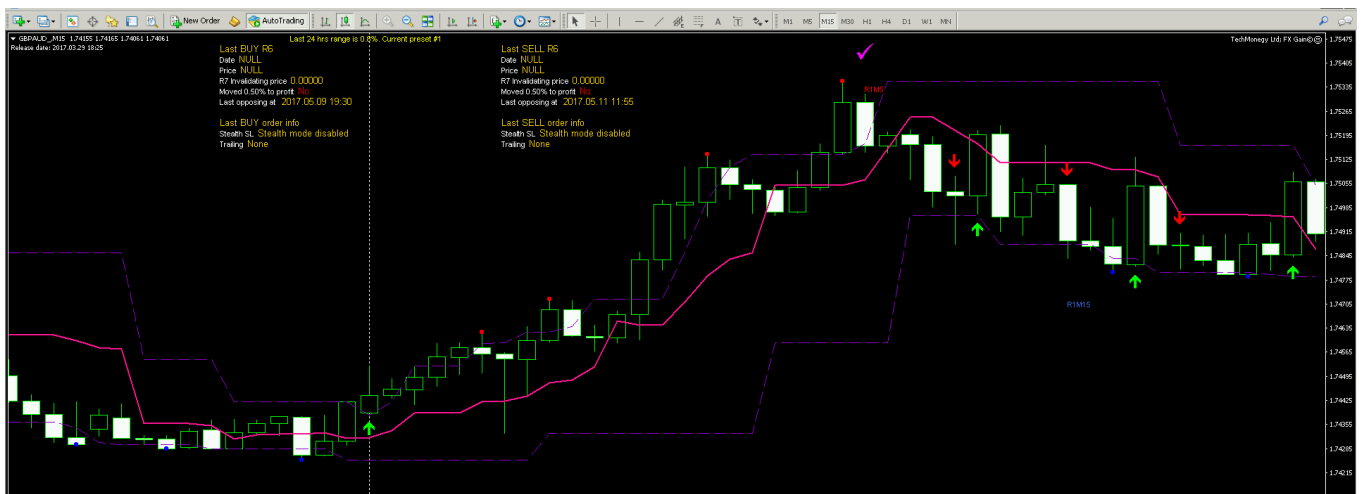
When a Sell VDM appears; that price bar (close is the R1 price) and the previous (preceding) price bar must both close down. "Show diamonds on chart": True/False. Going back 10 price bars ("Last no. of bars analysed": 10) from Volume_Divergence_Mark, price must have closed lower by at least 0.05%. "Price % Div": 0.05. And; Going back 10 price bars ("Last no. of bars analysed": 10) from Volume_Divergence_Mark, the white Volume MA line must have closed up 0.01%. Variable: "VMA % Div": 0.01. Going back 10 price bars ("Last no. of bars analysed": 10) from Volume_Divergence_Mark, the blue Accumulation Indicator A/D line must have closed up by at least the fixed value stipulated (per minute of TF being analysed). Variable: "A/D Diff per TF minute": 200. So if value set to 500. It will look for a difference of 2,500 on the M5 TF, 7,500 on the M15 TF etc.

Before rule ensure the last consecutive complimenting signals from specified indicators signals without opposing indicator signals or R's 1-28 signals between the value (for Variable: "Last no. of complimenting indicators") on the TF the rule occurs. Variable "Complimenting Indicators": MAB&PIN or All Indicators (VDM, Tango line dot, iMA, Gap Finder, ADX_Alert Norbert_60seconds arrow, MAB (9), Pinbar detector, CCwSF, AO Divergence).

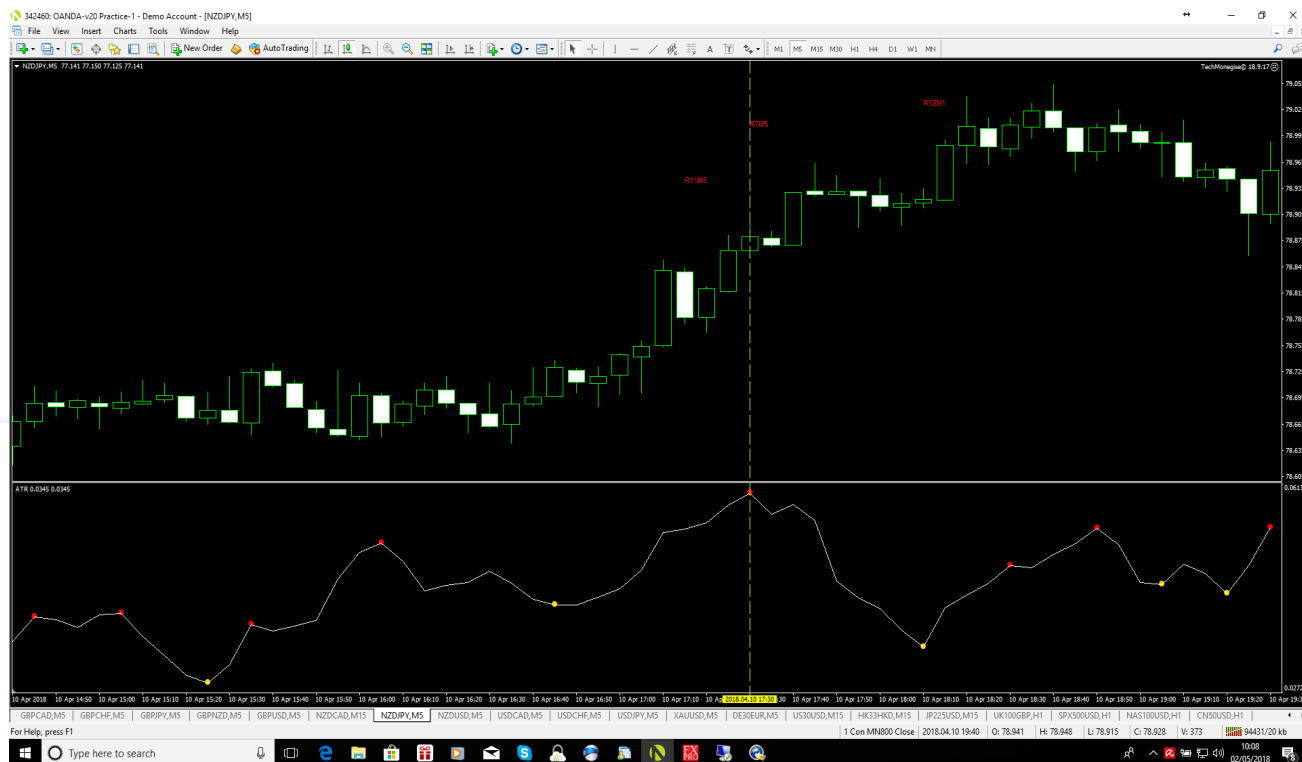
Variable "Last no. of": 4. i.e if set to 4 there will be 4 consecutive complementing indicator signals before that rule. Features in this paragraph are not demonstrated in image below.

Rule signal bar must not have any other opposing indicators (VDM, Tango line dot, iMA, Gap Finder, ADX_Alert Norbert_60seconds arrow, MAB (9), Pinbar detector, CCwSF, AO Divergence) on it in that respective TF R has occurred. Variable: "Enable opposing": True/False.

Rule only valid if Rule price occurs above upper channel purple Tango dotted line for current bar close in the same TF as Rule. Variable: "R + Tango channel": True/False. If value set to True, only those qualifying rules are counted for A/B. Demonstrated in image below.



Variable: "R with ATR dot": True/False. Rule signal price bar must be accompanied by red ATR dot on Short R's in TF Rule signal price bar occurs. See image below:



Variable "R1 active for": Entries and opposing, qualifying rules are counted for A/B and opposing for A/B. Only opposing be used to identify only opposing rule 1's in A/B. None (not be used for forming entries or opposing). Therefore rule becomes completely inactive. This rule applies to any TF between M1-M30.

- When all 4 consecutive red volume bars close above SMA line (VolumeMA) and the corresponding 4th (furthest left) price bar closes lower than the 1st (furthest right close is the price of the R2), by at least Variable "Price % Diff": 0.3 (0.3%). Going back 15 price bars ("Last no. of bars analysed": 15) the blue Accumulation Indicator A/D line must have closed down by at least the fixed value stipulated (per minute of TF being analysed). Variable: "A/D Diff per TF minute": 500. So if value set to 500. It will look for a difference of 2,500 on the M5 TF, 7,500 on the M15 TF etc. This signal is illustrated in M30 TF in **Image** below and signal marked with a green dotted vertical line.

Before rule ensure the last consecutive complimenting signals from specified indicators signals without opposing indicator signals or R's 1-28 signals between the value (for Variable: "Last no. of complimenting indicators") on the TF the rule occurs. Variable "Complimenting Indicators": MAB&PIN or **All Indicators** (VDM, Tango line dot, iMA, Gap Finder, ADX_Alert Norbert_60seconds arrow, MAB (9), Pinbar detector, CCwSF, AO Divergence).

Variable "Last no. of": 4. i.e if set to 4 there will be 4 consecutive complementing indicator signals before that rule. Features in this paragraph are not demonstrated in image below.

Rule signal bar must not have any other opposing indicators (VDM, Tango line dot, iMA, Gap Finder, ADX_Alert Norbert_60seconds arrow, MAB (9), Pinbar detector, CCwSF, AO Divergence) on it in that respective TF R has occurred. Variable: "Enable opposing": **True/False**.

Each rule 2 can occur on any single TF between M1-M30. Rule only valid if Rule price occurs above upper channel purple Tango dotted line for current bar close in the same TF as Rule. Variable: "R +- Tango channel": **True/False**. If value set to True, only those qualifying rules are counted for A/B. Demonstrated in image below. Rule 2 formation is demonstrated in **Image**:



Variable: "R with ATR dot": **True/False**. Rule signal price bar must be accompanied by red ATR dot on Short R's in TF Rule signal price bar occurs.

Variable "R2 active for": Entries and opposing, qualifying rules are counted for A/B and opposing for A/B. Only opposing be used to identify only opposing rule 2's in A/B. None (not be used for forming entries or opposing). This rule applies to any TF between M1-M30.

- When on same price bar the following 4 indicators occur: the TechMoney Ltd-M EA (same as Moving Average EA on MT4 platform) on default settings shown in **Image** (use code of this EA to make this indicator) red sideways sell signal occurs (this is the price of the R3). The red side way arrow must be above deep pink tango line. Ensure spread is equally added for both buy and sell with "Pips spread": 2. A red ADX_Alert (Norbert_60seconds) sell arrow occurs. A red below SMA line (VolumeMA) volume bar occurs. Going back 15 price bars ("Last no. of bars analysed": 15) the blue Accumulation Indicator A/D line must have closed down by at least the fixed value stipulated (per minute of TF being analysed). Variable: "A/D Diff per TF minute": 500. So if value set to 500. It will look for a difference of 2,500 on the M5 TF, 7,500 on the M15 TF etc.

Before rule ensure the last consecutive complimenting signals from specified indicators signals without opposing indicator signals or R's 1-28 signals between the value (for Variable: "Last no. of complimenting indicators") on the TF the rule occurs. Variable "Complimenting Indicators": MAB&PIN or **All Indicators** (VDM, Tango line dot, iMA, Gap Finder, ADX_Alert Norbert_60seconds arrow, MAB (9), Pinbar detector, CCwSF, AO Divergence).

Variable "Last no. of": 4. i.e if set to 4 there will be 4 consecutive complementing indicator signals before that rule. Features in this paragraph are not demonstrated in image below.

Rule signal bar must not have any other opposing indicators (VDM, Tango line dot, iMA, Gap Finder, ADX_Alert Norbert_60seconds arrow, MAB (9), Pinbar detector, CCwSF, AO Divergence) on it in that respective TF R has occurred. Variable: "Enable opposing": **True/False**. It has occurred **Image** below is a rule 3 signal.



Variable: "R with ATR dot": **True/False**. Rule signal price bar must be accompanied by red ATR dot on Short R's in TF Rule signal price bar occurs.

Variable "R3 active for": Entries and opposing, qualifying rules are counted for A/B and opposing for A/B. Only opposing be used to identify only opposing rule 3's in A/B. None (not be used for forming entries or opposing). This rule applies to any TF between M1-M30.

Variable: "R with BV": **True/False**. If true Rule signal bar or one before it (I.e one or two bars before R is printed) must have Red Volume bar (Climax High) in TF Rule signal price bar occurs.

- When *Gap_Finder* (either blue bullish or red bearish indicator) regardless of gap closed or not (Variable "Min gap size in points": 5) appears **above upper Tangoline** indicator, that price bar has *Tangoline* dot named "reversal bar" (if you hover mouse over it) at top of price, the Volume bar is Green and above the SMA line, while the 2 volume bars either side are red and lower in value than the middle green volume value. The 3rd (most recent) bar close (this is the price of R4) must be higher than the price of the appearance of the Gap Finder on previous (middle) bar. Going back 15 price bars ("Last no. of bars analysed": 15) the blue *Accumulation Indicator A/D* line must have closed down by at least the fixed value stipulated (per minute of TF being analysed). Variable: "A/D Diff per TF minute": 500. So if value set to 500. It will look for a difference of 2,500 on the M5 TF, 7,500 on the M15 TF etc.

Before rule ensure the last consecutive complimenting signals from specified indicators signals without opposing indicator signals or R's 1-28 signals between the value (for Variable: "Last no. of complimenting indicators") on the TF the rule occurs. Variable "Complimenting Indicators": MAB&PIN or **All Indicators** (VDM, Tango line dot, iMA, Gap Finder, ADX_Alert Norbert_60seconds arrow, MAB (9), Pinbar detector, CCwSF, AO Divergence).

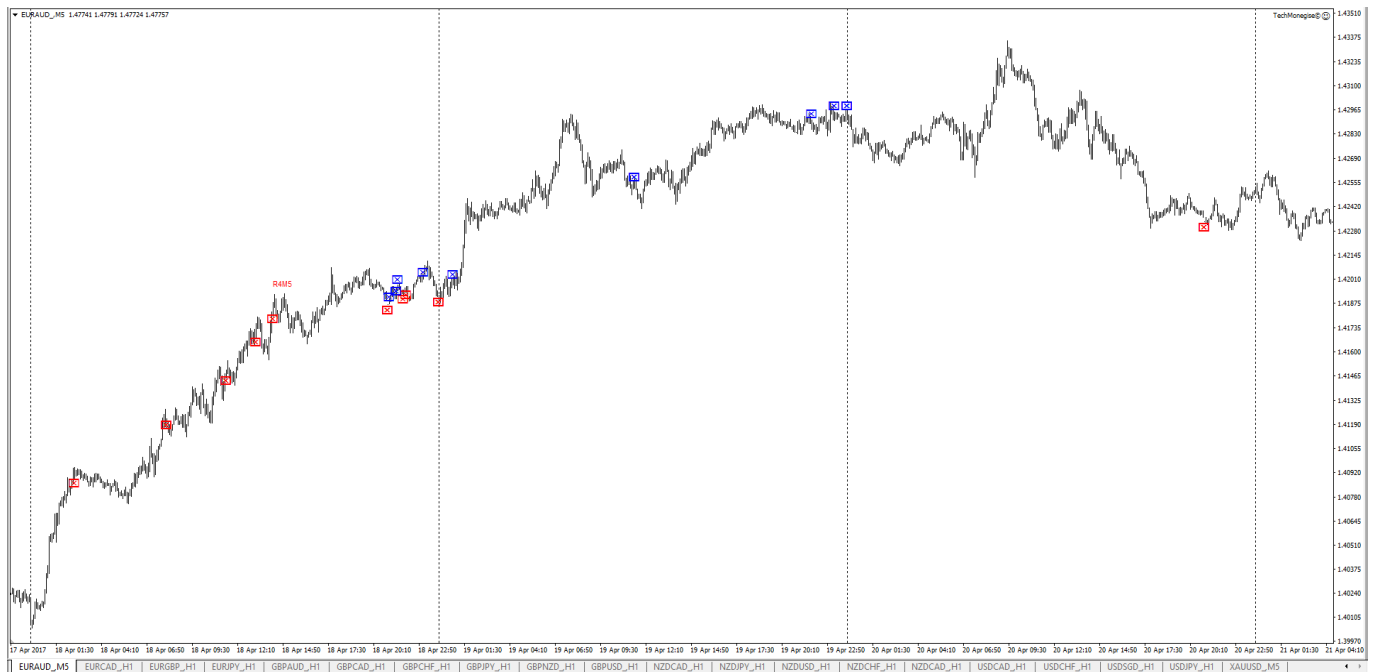
Variable "Last no. of": 4. i.e if set to 4 there will be 4 consecutive complementing indicator signals before that rule. Features in this paragraph are not demonstrated in image below.

Rule signal bar must not have any other opposing indicators (VDM, Tango line dot, iMA, Gap Finder, ADX_Alert Norbert_60seconds arrow, MAB (9), Pinbar detector, CCwSF, **AO Divergence**) on it in that respective TF R has occurred. Variable: "Enable opposing": **True/False**. **Image:**



Or





Variable: "R with ATR dot": **True/False**. Rule signal price bar must be accompanied by red ATR dot on Short R's in TF Rule signal price bar occurs.

Variable "R4 active for": Entries and opposing, qualifying rules are counted for A/B and opposing for A/B. Only opposing be used to identify only opposing rule 4's in A/B. None (not be used for forming entries or opposing). This rule applies to any TF between M1-M30.

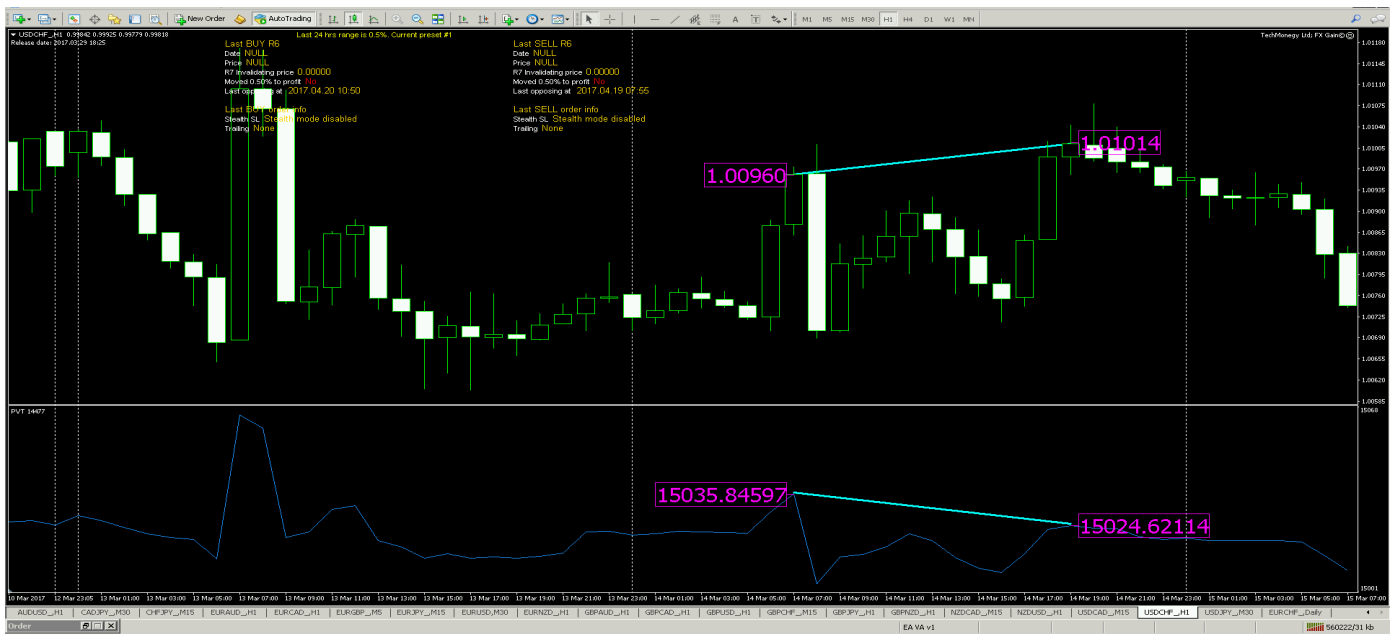
5. When Price closes at new high (determined by Variable "Price min div %": 0.05) compared to the price it closed at X bars ago (determined by

search period with Variable "Max price bars back": 13). Simultaneously for same period PVT closes down by value in Variable "Min PVT diff": 1 (this is for M5, it is multiplied up by 2.5 for every additional M5 TF. E.g for H1 TF value is 30).

Before rule ensure the last consecutive complimenting signals from specified indicators signals without opposing indicator signals or R's 1-28 signals between the value (for Variable: "Last no. of complimenting indicators") on the TF the rule occurs. Variable "Complimenting Indicators": MAB&PIN or **All Indicators** (VDM, Tango line dot, iMA, Gap Finder, ADX_Alert Norbert_60seconds arrow, MAB (9), Pinbar detector, CCwSF, AO Divergence).

Variable "Last no. of": 4. i.e if set to 4 there will be 4 consecutive complementing indicator signals before that rule. Features in this paragraph are not demonstrated in image below.

Rule signal bar must not have any other opposing indicators (VDM, Tango line dot, iMA, Gap Finder, ADX_Alert Norbert_60seconds arrow, MAB (9), Pinbar detector, CCwSF, **AO Divergence**) on it in that respective TF R has occurred. Variable: "Enable opposing": **True/False**. This set up is illustrated in **Image**:



Rule only valid if Rule price occurs above upper channel purple Tango dotted line for current bar close in the same TF as Rule. Variable: "R +- Tango channel": **True/False**. If value set to True, only those qualifying rules are counted for A/B. Demonstrated in image below.

Variable "R5 active for": Entries and opposing, qualifying rules are counted for A/B and opposing for A/B. Only opposing be used to identify only opposing rule 5's in A/B. None (not be used for forming entries or opposing). This rule applies to any TF between M5-H1.

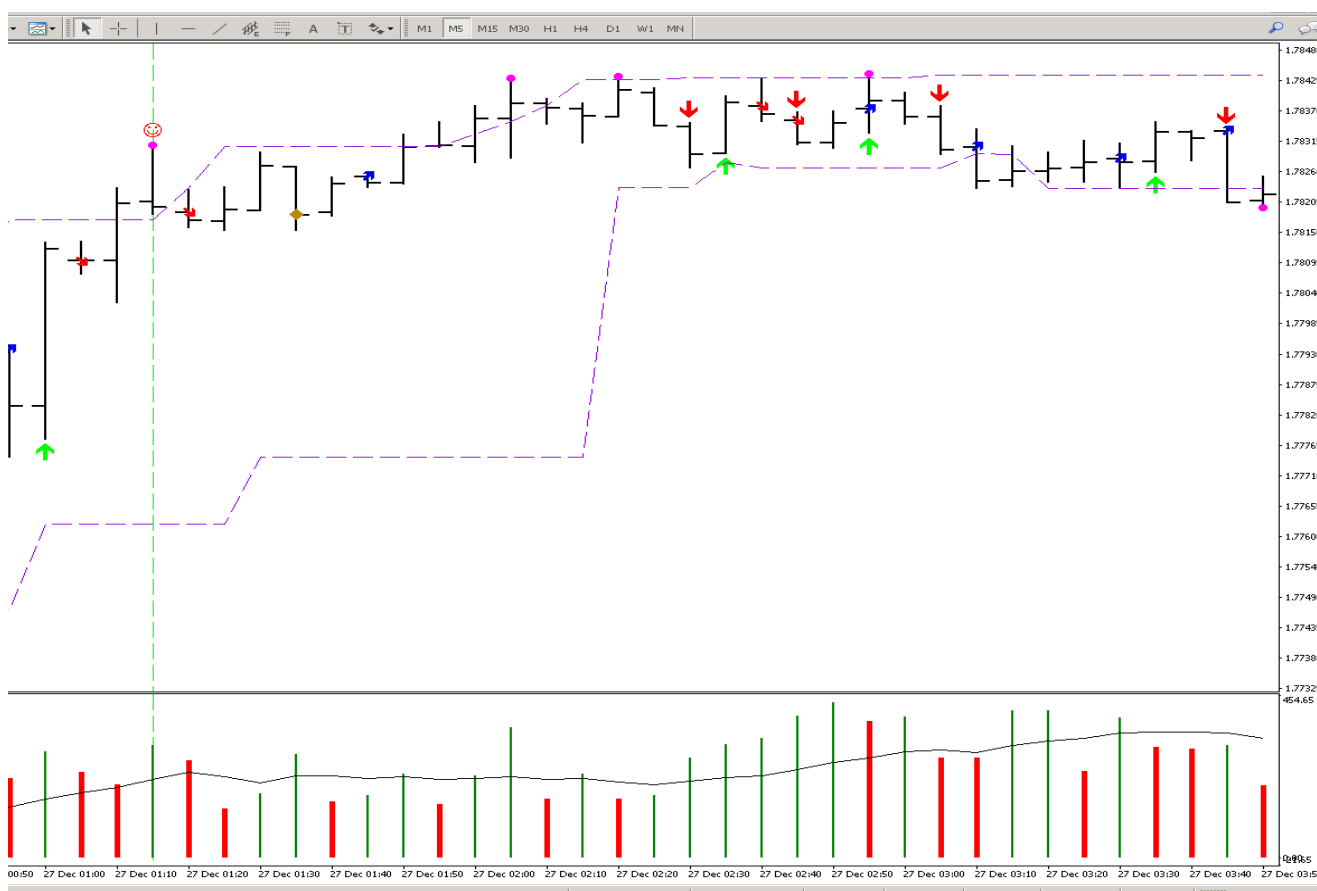
6. When a red sell *Pin Bar Detector* indicator appears (on default values of indicator) above price bar, that price bar opens and closes above upper *Tangoline* indicator, and does not make a low equal to or greater than upper *Tangoline* indicator, that price bar must have *Tangoline* dot named "reversal bar" (if you hover mouse over it) at top of price, the Volume bar is Green and above the SMA line, while the 2 volume bars either side are red and lower in value than the middle green volume value. This rule occurs on the 3rd (most recent) price bar close (this is the price of R6) when it closes up and higher than the close price of the previous (middle) bar.

Before rule ensure the last consecutive complimenting signals from specified indicators signals without opposing indicator signals or R's 1-28 signals between the value (for Variable: "Last no. of complimenting indicators") on the TF the rule occurs. Variable "Complimenting Indicators": MAB&PIN or All Indicators (VDM, Tango line dot, iMA, Gap Finder, ADX_Alert Norbert_60seconds arrow, MAB (9), Pinbar detector, CCwSF, AO Divergence).

Variable "Last no. of": 4. i.e if set to 4 there will be 4 consecutive complementing indicator signals before that rule. Features in this paragraph are not demonstrated in image below.

Rule signal bar must not have any other opposing indicators (VDM, Tango line dot, iMA, Gap Finder, ADX_Alert Norbert_60seconds arrow, MAB (9), Pinbar detector, CCwSF, AO Divergence) on it in that respective TF R has occurred. Variable: "Enable opposing": True/False.

The middle bar is marked with vertical dotted line in Image below (note this rule is set up is a rare occurrence and it's frequency likely to be once every 6 wks per TF):



Variable: "R with ATR dot": True/False. Rule signal price bar must be accompanied by red ATR dot on Short R's in TF Rule signal price bar occurs.

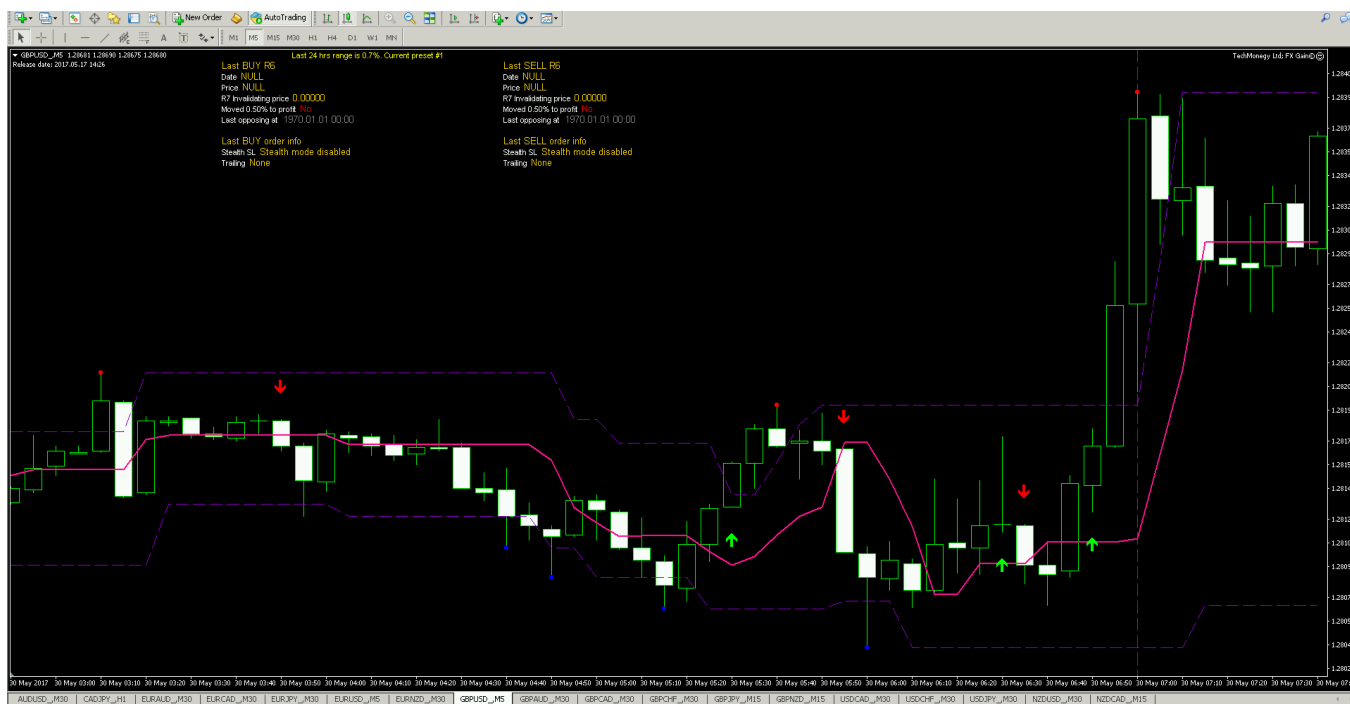
Variable "R6 active for": Entries and opposing, qualifying rules are counted for A/B and opposing for A/B. Only opposing be used to identify only opposing rule 6's in A/B. None (not be used for forming entries or opposing). This rule can only occur on M1-H1 TF.

7. When a red *Tangoline* dot named "reversal bar" (if you hover mouse over it) at top of price bar appears, that price bar closes up and Above upper *Tangoline* indicator, and does not make a low equal to or greater than upper *Tangoline* indicator.

Before rule ensure the last consecutive complimenting signals from specified indicators signals without opposing indicator signals or R's 1-28 signals between the value (for Variable: "Last no. of complimenting indicators") on the TF the rule occurs. Variable "Complimenting Indicators": MAB&PIN or All Indicators (VDM, Tango line dot, iMA, Gap Finder, ADX_Alert Norbert_60seconds arrow, MAB (9), Pinbar detector, CCwSF, AO Divergence).

Variable "Last no. of": 4. i.e if set to 4 there will be 4 consecutive complementing indicator signals before that rule. Features in this paragraph are not demonstrated in image below.

Rule signal bar must not have any other opposing indicators (VDM, Tango line dot, iMA, Gap Finder, ADX_Alert Norbert_60seconds arrow, MAB (9), Pinbar detector, CCwSF, **AO Divergence**) on it in that respective TF R has occurred. Variable: "Enable opposing": **True/False**.



Variable: "R with ATR dot": **True/False**. Rule signal price bar must be accompanied by red ATR dot on Short R's in TF Rule signal price bar occurs.

Variable: "R with BV": **True/False**. If true Rule signal bar or one before it (I.e one or two bars before R is printed) must have Red Volume bar (Climax High) in TF Rule signal price bar occurs.

Variable "R7 active for": Entries and opposing, qualifying rules are counted for A/B and opposing for A/B. Only opposing be used to identify only opposing rule R7 in A/B. None (not be used for forming entries or opposing). This rule can only occur on M5-H1 TF.

8. When a red *ADX_Alert* (Norbert_60seconds) sell arrow occurs (on default values of indicator) above price bar, that price bar closes below lower *Tangoline* indicator, the Volume bar is Green and above the SMA line, while the 2 volume bars either side are red and lower in value than the middle green volume value. This rule occurs on the 3rd (most recent) bar close (this is the price of R8) when higher than the close price of the previous (middle) bar. From this middle bar (marked with dotted vertical line) going back 15 price bars ("Last no. of bars analysed": 15) the white *Volume MA* line must have closed up by at least 5% lower. "VMA % R7": 5. Going back 15 price bars ("Last no. of bars analysed": 15) the blue *Accumulation Indicator A/D* line must have closed up by at least the fixed value stipulated (per minute of TF being analysed). Variable: "A/D Diff per TF minute": 500. So if value set to 500. It will look for a difference of 2,500 on the M5 TF, 7,500 on the M15 TF etc. R7 can occur on any TF between M1-M30. Only the above *SMA* and *Accumulation Indicator A/D* relationship must also occur on at least 2 other TF between M1-H4 from current signal bar simultaneously. Variable: "Simultaneous other TF occurrence": 2.

Before rule ensure the last consecutive complimenting signals from specified indicators signals without opposing indicator signals or R's 1-28 signals between the value (for Variable: "Last no. of complimenting indicators") on the TF the rule occurs. Variable "Complimenting Indicators": MAB&PIN or **All Indicators** (VDM, Tango line dot, iMA, Gap Finder, ADX_Alert Norbert_60seconds arrow, MAB (9), Pinbar detector, CCwSF, **AO Divergence**).

Variable "Last no. of": 4. i.e if set to 4 there will be 4 consecutive complementing indicator signals before that rule. Features in this paragraph are not demonstrated in image below.

Rule signal bar must not have any other opposing indicators (VDM, Tango line dot, iMA, Gap Finder, ADX_Alert Norbert_60seconds arrow, MAB (9), Pinbar detector, CCwSF, **AO Divergence**) on it in that respective TF R has occurred. Variable: "Enable opposing": **True/False**.

Signal is marked with a dotted vertical line in Image below:



Variable: "R with ATR dot": **True/False**. Rule signal price bar must be accompanied by red ATR dot on Short R's in TF Rule signal price bar occurs.

Variable: "R with BV": **True/False**. If true Rule signal bar or one before it (I.e one or two bars before R is printed) must have Red Volume bar (Climax High) in TF Rule signal price bar occurs.

Variable "R8 active for": Entries and opposing, qualifying rules are counted for A/B and opposing for A/B. Only opposing be used to identify only opposing rule 8's in A/B. None (not be used for forming entries or opposing). This rule applies to any TF between M1-M30.

9. When a 9 with same colour arrow above it from *MAB_TD_Sequential* indicator (on default values) appears above price bar, that price bar closes (this is the price of R9) above upper *Tangoline* indicator. Plus either of the following 9.1) Volume bar is Green and above the SMA line, while the 2 volume bars either side are red and lower in value than the middle green volume value. Or 9.2)

The volume bar is below SMA Line. The volume bars either side don't matter. Variable "Volume mode": A or B or Both.

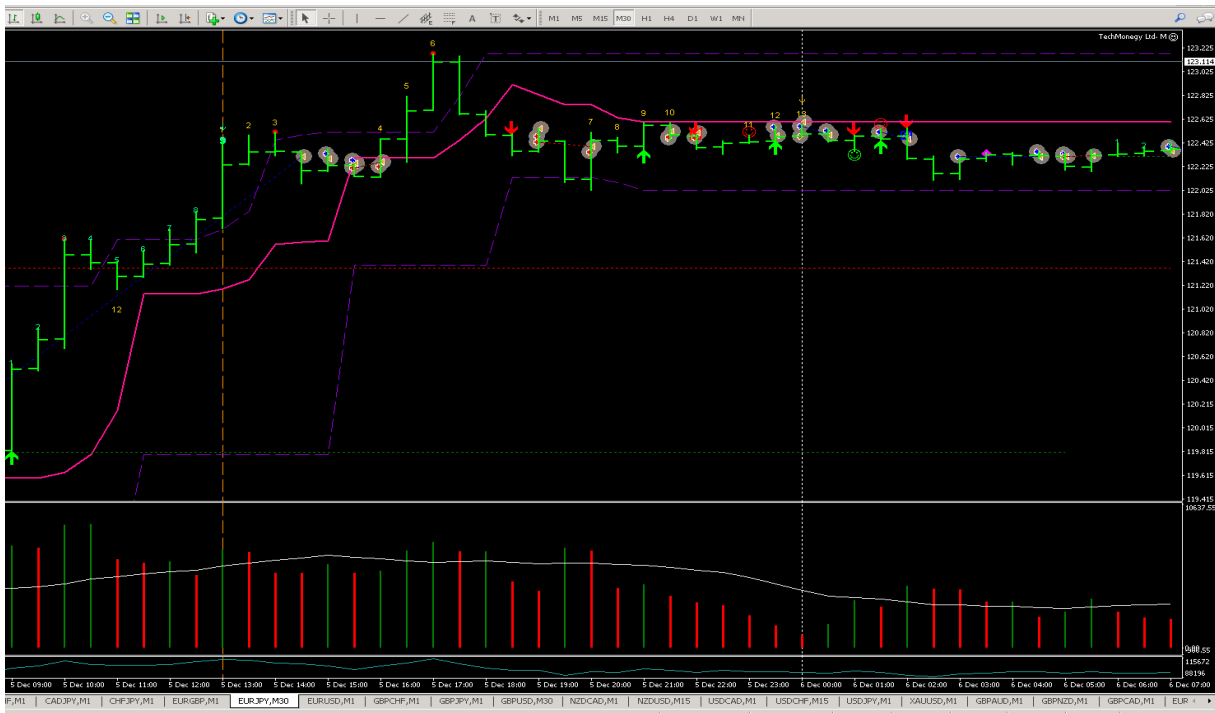
Before rule ensure the last consecutive complimenting signals from specified indicators signals without opposing indicator signals or R's 1-28 signals between the value (for Variable: "Last no. of complimenting indicators") on the TF the rule occurs. Variable "Complimenting Indicators": **MAB&PIN** or **All Indicators** (VDM, Tango line dot, iMA, Gap Finder, ADX_Alert Norbert_60seconds arrow, MAB (9), Pinbar detector, CCwSF, AO Divergence).

Variable "Last no. of": 4. i.e if set to 4 there will be 4 consecutive complementing indicator signals before that rule. Features in this paragraph are not demonstrated in image below.

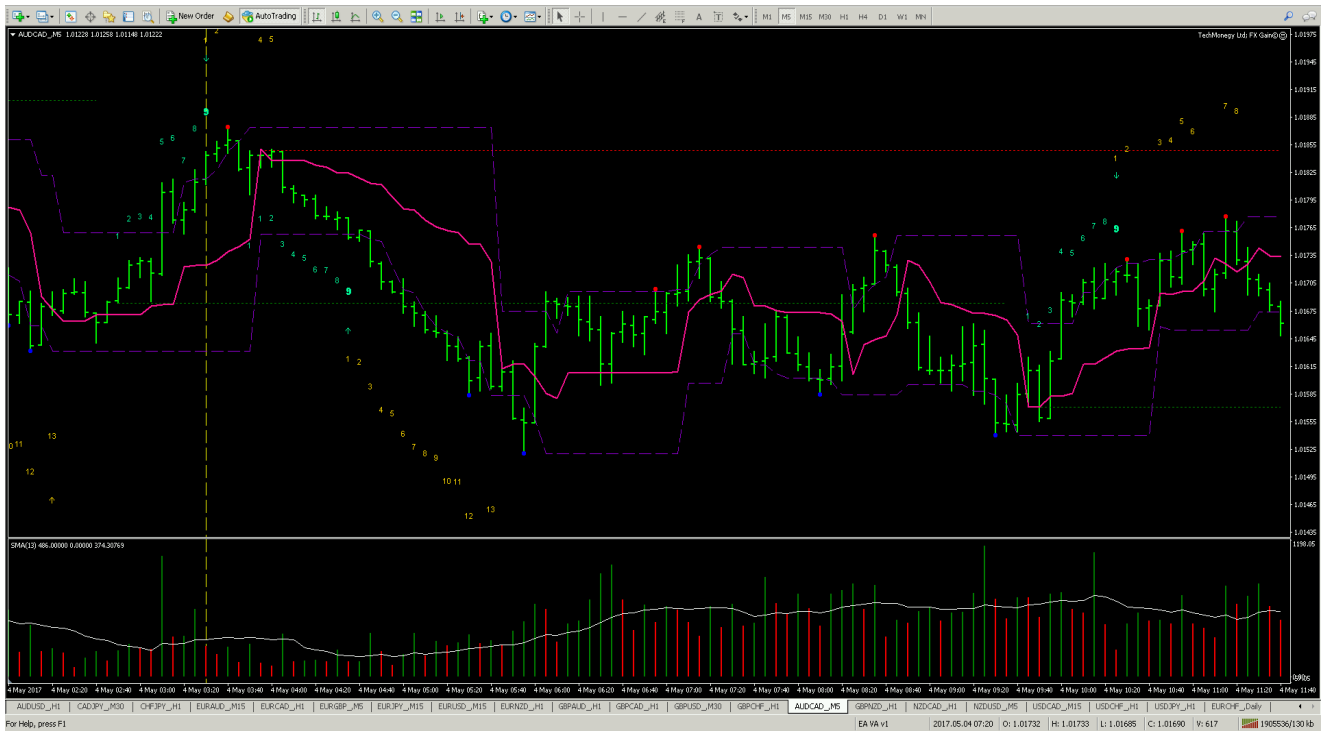
Rule signal bar must not have any other opposing indicators (VDM, Tango line dot, iMA, Gap Finder, ADX_Alert Norbert_60seconds arrow, MAB (9), Pinbar detector, CCwSF, AO Divergence) on it in that respective TF R has occurred. Variable: "Enable opposing": **True/False**.

The middle bar is marked with vertical dotted line in Image below:

9.1)



9.2)



Variable: "R with ATR dot": **True/False**. Rule signal price bar must be accompanied by red ATR dot on Short R's in TF Rule signal price bar occurs.

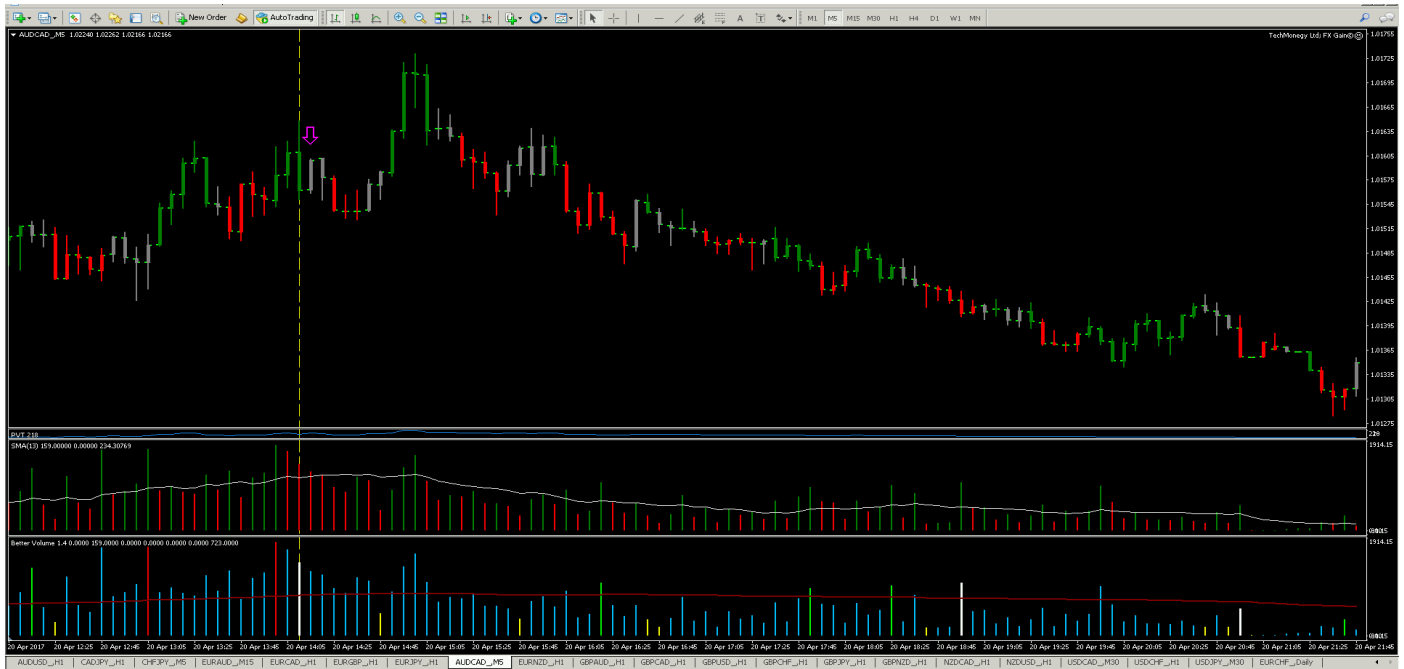
Variable "R9 active for": Entries and opposing, qualifying rules are counted for A/B and opposing for A/B. Only opposing be used to identify only opposing rule 9's in A/B. None (not be used for forming entries or opposing). This rule applies to any TF between M1-M30.

10. When a green *Zone Trade_v2.4* (in default settings) price bar closes. On same bar volume closes red and above SMA white line. On same bar *Better Volume* (in default settings) closes white and above it's maroon MA line. When all 3 events occur on same bar close (marked with yellow vertical line) this is the price of R10.

Before rule ensure the last consecutive complimenting signals from specified indicators signals without opposing indicator signals or R's 1-28 signals between the value (for Variable: "Last no. of complimenting indicators") on the TF the rule occurs. Variable "Complimenting Indicators": MAB&PIN or **All Indicators** (VDM, Tango line dot, iMA, Gap Finder, ADX_Alert Norbert_60seconds arrow, MAB (9), Pinbar detector, CCwSF, AO Divergence).

Variable "Last no. of": 4. i.e if set to 4 there will be 4 consecutive complementing indicator signals before that rule. Features in this paragraph are not demonstrated in image below.

Rule signal bar must not have any other opposing indicators (VDM, Tango line dot, iMA, Gap Finder, ADX_Alert Norbert_60seconds arrow, MAB (9), Pinbar detector, CCwSF, **AO Divergence**) on it in that respective TF R has occurred. Variable: "Enable opposing": **True/False**.



Rule only valid if Rule price occurs above upper channel purple Tango dotted line for current bar close in the same TF as Rule. Variable: "R +- Tango channel": **True/False**. If value set to True, only those qualifying rules are counted for A/B. Demonstrated in image below.

Variable: "R with ATR dot": **True/False**. Rule signal price bar must be accompanied by red ATR dot on Short R's in TF Rule signal price bar occurs.

Variable "R10 active for": Entries and opposing, qualifying rules are counted for A/B and opposing for A/B. Only opposing be used to identify only opposing rule 10's in A/B. None (not be used for forming entries or opposing). This rule applies to any TF between M5-M30.

11. (Same as R11 is coded in EA v2.05. Leave as is in supplied V2.08!!) When price close down compared to the close of the previous price bar close by at least 0.015% Variable "Min % price difference": 0.015. Simultaneously PVT (indicator on default settings) value closes down compared to the value of the previous bar close. Based on signal below in image; if 0.015% price difference is 1.4 pips and PVT difference is 7.20, for these figures the pips portion is 19.44% of PVT difference. They are displayed in R9 currently in Image below:

R11 occurs at close of price bar 2. Each TF has it's own Variable: "M1 max pips % of PVT": 20. Variable: "M5 max pips % of PVT": 15. Variable: "M15 max pips % of PVT": 4. Variable: "M30 max pips % of PVT": 2. Variable: "H1 max pips % of PVT": 0.5.

Before rule ensure the last consecutive complimenting signals from specified indicators signals without opposing indicator signals or R's 1-28 signals between the value (for Variable: "Last no. of complimenting indicators") on the TF the rule occurs. Variable "Complimenting Indicators": MAB&PIN or **All Indicators** (VDM, Tango line dot, iMA, Gap Finder, ADX_Alert Norbert_60seconds arrow, MAB (9), Pinbar detector, CCwSF, AO Divergence).

Variable "Last no. of": 4. i.e if set to 4 there will be 4 consecutive complementing indicator signals before that rule. Features in this paragraph are not demonstrated in image below.

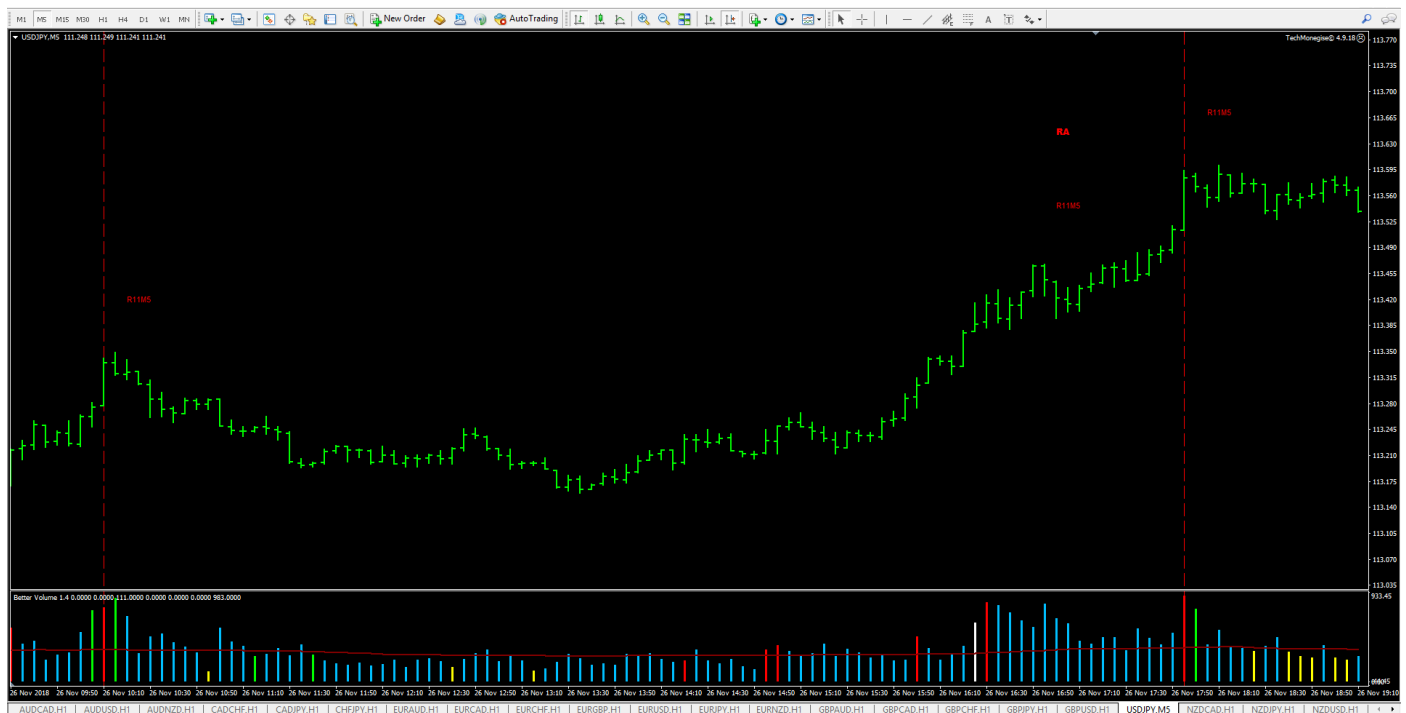
Rule signal bar must not have any other opposing indicators (VDM, Tango line dot, iMA, Gap Finder, ADX_Alert Norbert_60seconds arrow, MAB (9), Pinbar detector, CCwSF, **AO Divergence**) on it in that respective TF R has occurred. Variable: "Enable opposing": **True/False**.

Appears in H1 on **Image**:

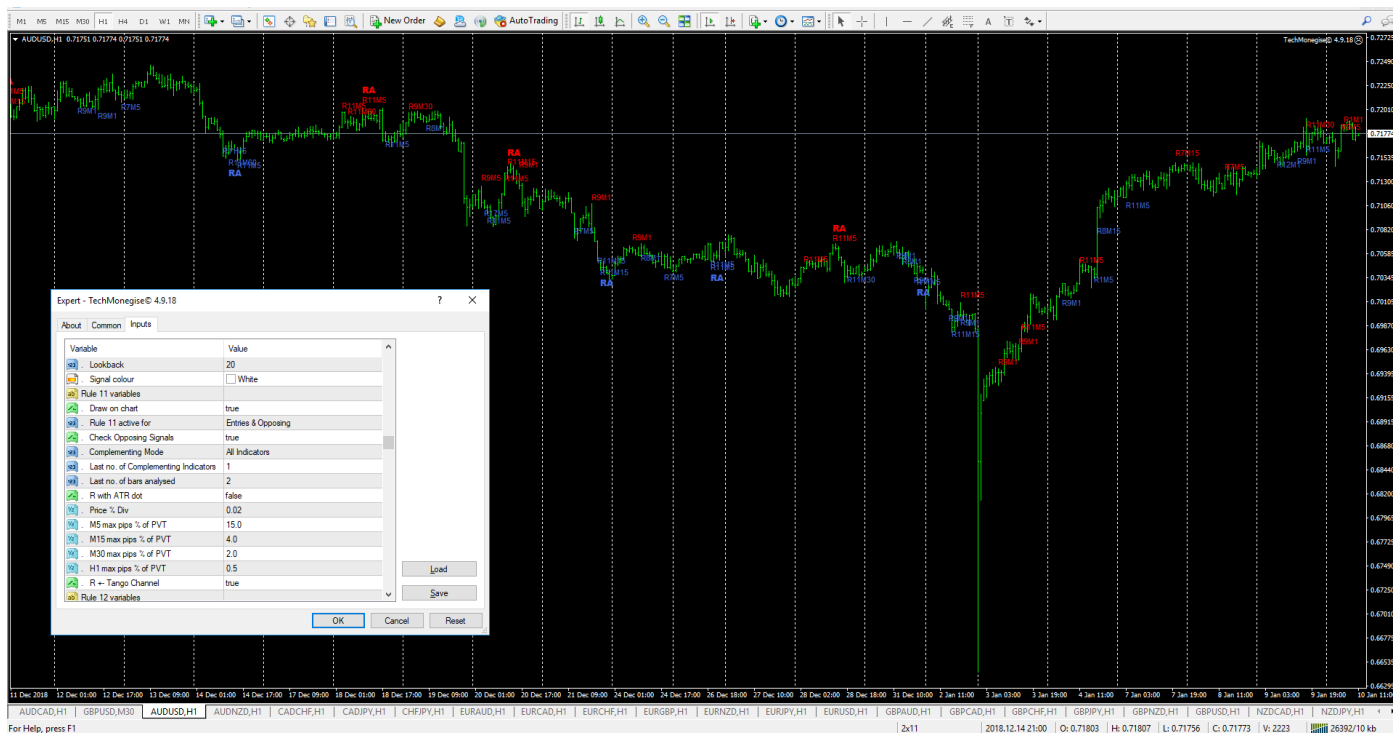


Variable: "R with ATR dot": **True/False**. Rule signal price bar must be accompanied by red ATR dot on Short R's in TF Rule signal price bar occurs.

Variable: "R with BV": **True/False**. If true Rule signal bar or one before it (I.e one or two bars before R11 is printed) must have Red Volume bar (Climax High) in TF Rule signal price bar occurs.

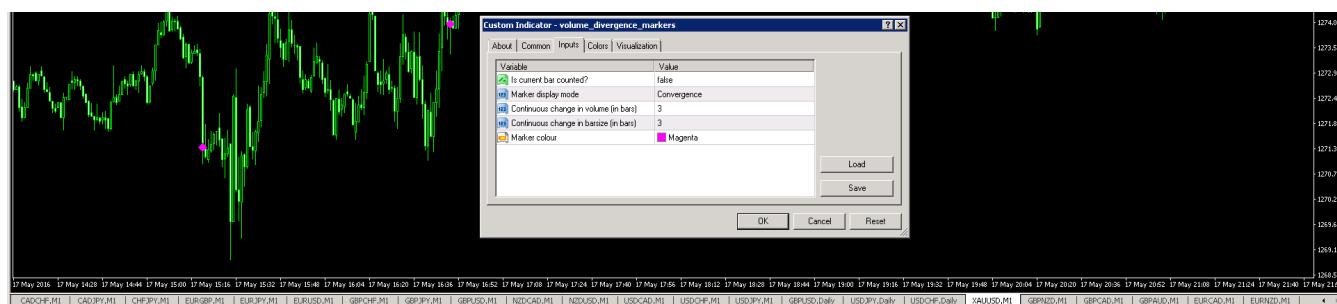


R11 should look like this (I.e where R11 is stated on chart) on settings last sent where two R11's make an A:



Variable "R11 active for": Entries and opposing, qualifying rules are counted for A/B and opposing for A/B. Only opposing be used to identify only opposing rule 11's in A/B. None (not be used for forming entries or opposing). This rule applies to any TF between M1-H1.

12. R12 is similar to R1. This R12 must have it's own *Volume_Divergence_Markers* settings shown:



When the Sell VDM appears; that price bar (close is the R12 price) and the previous (preceding) price bar must both close down. "Show diamonds on chart": True/False. Going back 6 price bars ("Last no. of bars analysed": 6) from Volume_Divergence_Mark, price must have closed lower by at least 0.03%. "Price % Div": 0.03. And; Going back 6 price bars ("Last no. of bars analysed": 6) from Volume_Divergence_Mark, the white Volume MA line must have closed up by at least 0.01%. "VMA % Div": 0.01. Going back 6 price bars ("Last no. of bars analysed": 6) from Volume_Divergence_Mark, the blue Accumulation Indicator A/D line must have closed up by at least the fixed value stipulated (per minute of TF being analysed). Variable: "A/D Diff per TF minute": 200. So if value set to 500. It will look for a difference of 2,500 on the M5 TF, 7,500 on the M15 TF etc.

Before rule ensure the last consecutive complimenting signals from specified indicators signals without opposing indicator signals or R's 1-28 signals between the value (for Variable: "Last no. of complimenting indicators") on the TF the rule occurs. Variable "Complimenting Indicators": MAB&PIN or All Indicators (VDM, Tango line dot, iMA, Gap Finder, ADX_Alert Norbert_60seconds arrow, MAB (9), Pinbar detector, CCwSF, AO Divergence).

Variable "Last no. of": 4. i.e if set to 4 there will be 4 consecutive complementing indicator signals before that rule. Features in this paragraph are not demonstrated in image below.

Rule signal bar must not have any other opposing indicators (VDM, Tango line dot, iMA, Gap Finder, ADX_Alert Norbert_60seconds arrow, MAB (9), Pinbar detector, CCwSF, AO Divergence) on it in that respective TF R has occurred. Variable: "Enable opposing": **True/False**.

Variable: "R with ATR dot": **True/False**. Rule signal price bar must be accompanied by red ATR dot on Short R's in TF Rule signal price bar occurs.

Variable "R12 active for": Entries and opposing, qualifying rules are counted for A/B and opposing for A/B. Only opposing be used to identify only opposing rule 12's in A/B. None (not be used for forming entries or opposing). Therefore rule becomes completely inactive. This rule applies to any TF between M1-H1.

Variable: "R with BV": **True/False**. If true Rule signal bar or one before it (I.e one or two bars before R is printed) must have Red Volume bar (Climax High) in TF Rule signal price bar occurs.

13. When a *Better Volume* (in default settings) close red. The value of the volume bar must be less than 150% . The formula is as follows if BV value is higher value of two: Average line value 200/ BV bar value 300 = 0.66 x 100 = Therefore "BV bar less than average in %": equals 66% of the maroon average value. The formula is as follows if BV value is lower value of two: e.g BV bar value 200 / Average line value 300 = 0.66 x 100 = Therefore "BV bar less than average %": equals 66%.

But the formula is as follows if BV value is higher value of two: BV bar value 800 / Average line value 550 = 1.45 x 100 = Therefore "BV bar less than average in %": equals 145%. Variable: "BV bar less than average in %": 150. The corresponding price bar in that TF the signal is setting up must have closed up by at least the following values in each variable representing that TF. Variable: "Price bar % close in M1": 0.1. Variable: "Price bar % close in M5": 0.2. Variable: "Price bar % close in M15": 0.4. Variable: "Price bar % close in M30": 0.8. Variable: "Price bar % close in H1": 1.

Before rule ensure the last consecutive complimenting signals from specified indicators signals without opposing indicator signals or R's 1-28 signals between the value (for Variable: "Last no. of complimenting indicators") on the TF the rule occurs. Variable "Complimenting Indicators": MAB&PIN or **All Indicators** (VDM, Tango line dot, iMA, Gap Finder, ADX_Alert Norbert_60seconds arrow, MAB (9), Pinbar detector, CCwSF, AO Divergence).

Variable "Last no. of": 4. i.e if set to 4 there will be 4 consecutive complementing indicator signals before that rule. Features in this paragraph are not demonstrated in image below.

Rule signal bar must not have any other opposing indicators (VDM, Tango line dot, iMA, Gap Finder, ADX_Alert Norbert_60seconds arrow, MAB (9), Pinbar detector, CCwSF, AO Divergence) on it in that respective TF R has occurred. Variable: "Enable opposing": **True/False**.

Rule only valid if Rule price occurs above upper channel purple Tango dotted line for current bar close in the same TF as Rule. Variable: "R +- Tango channel": **True/False**. If value set to True, only those qualifying rules are counted for A/B.



Variable: "R with ATR dot": **True/False**. Rule signal price bar must be accompanied by red ATR dot on Short R's in TF Rule signal price bar occurs.

Variable "R13 active for": Entries and opposing, qualifying rules are counted for A/B and opposing for A/B. Only opposing be used to identify only opposing rule 13's in A/B. None (not be used for forming entries or opposing). This rule applies to any TF between M1-H1.

14. (Needs to be coded if not in EA) Ensure R1-13 and R15-27 are included. When a single buy *iMA* arrow on default settings occur. The following spread to filter some out. Variable: "iMA spread pips": 2. iMA only becomes R14 when it is (lower in price) before or (higher in price) after another **R1-13 and 15-28**.

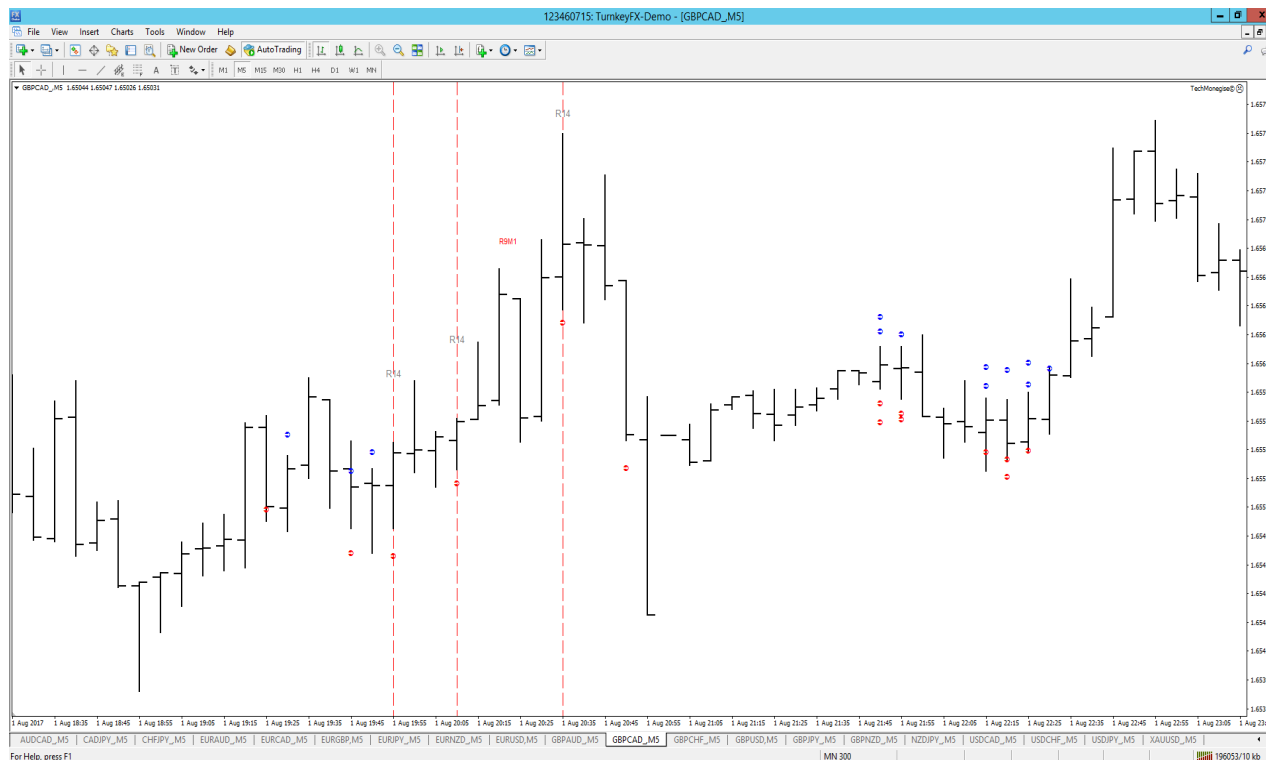
An iMA can only be used once in the the formation of a rule. E.g if used for R15 same one can't be used to form an R14. Vertically marked with red dotted line price bar using Cross Indicator settings to display.

Before rule ensure the last consecutive complimenting signals from specified indicators signals without opposing indicator signals or R's 1-28 signals between the value (for Variable: "Last no. of complimenting indicators") on the TF the rule occurs. Variable "Complimenting Indicators": MAB&PIN or **All Indicators** (VDM, Tango line dot, iMA, Gap Finder, ADX_Alert Norbert_60seconds arrow, MAB (9), Pinbar detector, CCwSF, AO Divergence).

Variable "Last no. of": 4. i.e if set to 4 there will be 4 consecutive complementing indicator signals before that rule. Features in this paragraph are not demonstrated in image below.

Rule signal bar must not have any other opposing indicators (VDM, Tango line dot, iMA, Gap Finder, ADX_Alert Norbert_60seconds arrow, MAB (9), Pinbar detector, CCwSF, AO Divergence) on it in that respective TF R has occurred. Variable: "Enable opposing": **True/False**.

Rule only valid if Rule price occurs above upper channel purple Tango dotted line for current bar close in the same TF as Rule. Variable: "R +- Tango channel": **True/False**. If value set to True, only those qualifying rules are counted for A/B.



Variable: "R with ATR dot": **True/False**. Rule signal price bar must be accompanied by red ATR dot on Short R's in TF Rule signal price bar occurs.

Variable "R14 active for": Entries and opposing, qualifying rules are counted for A/B and opposing for A/B. Only opposing be used to identify only opposing rule 14's in A/B. None (not be used for forming entries or opposing). Therefore rule becomes completely inactive. This rule applies to any TF between M1-H1.

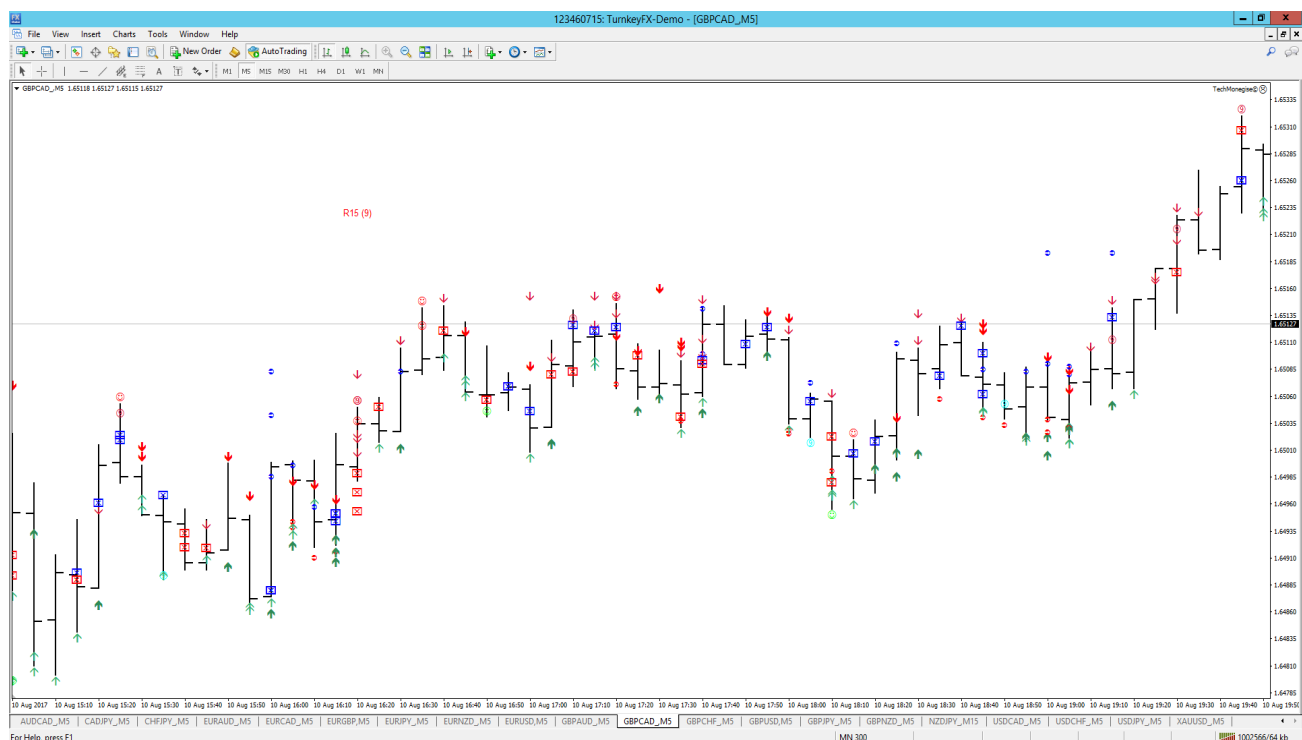
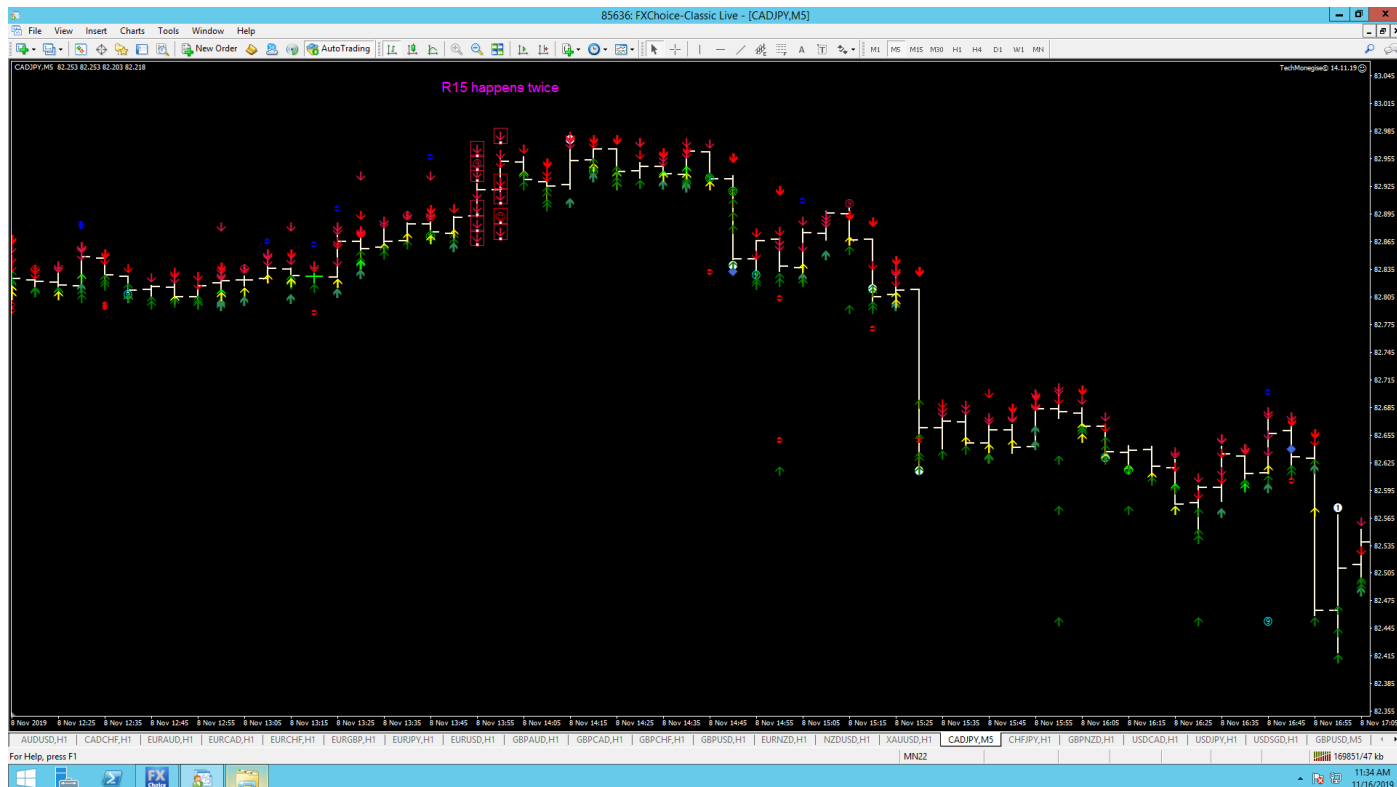
15. When at least 10 (Variable "Consecutive on M5": 10) consecutive long indicators as currently operating in EA (made up of any of following; ZT, MAB, PIN Bar detector, iMA, ADX, GF, VDM, AIO, FlashMove Divergence, Austin price direction; from one or combo of TF's M1-H1) appear on on a single M5 bar without opposing ones or opposing R1-28 between them. Remove the BV white circle signal from R15 if you can't distinguish which is the sell.

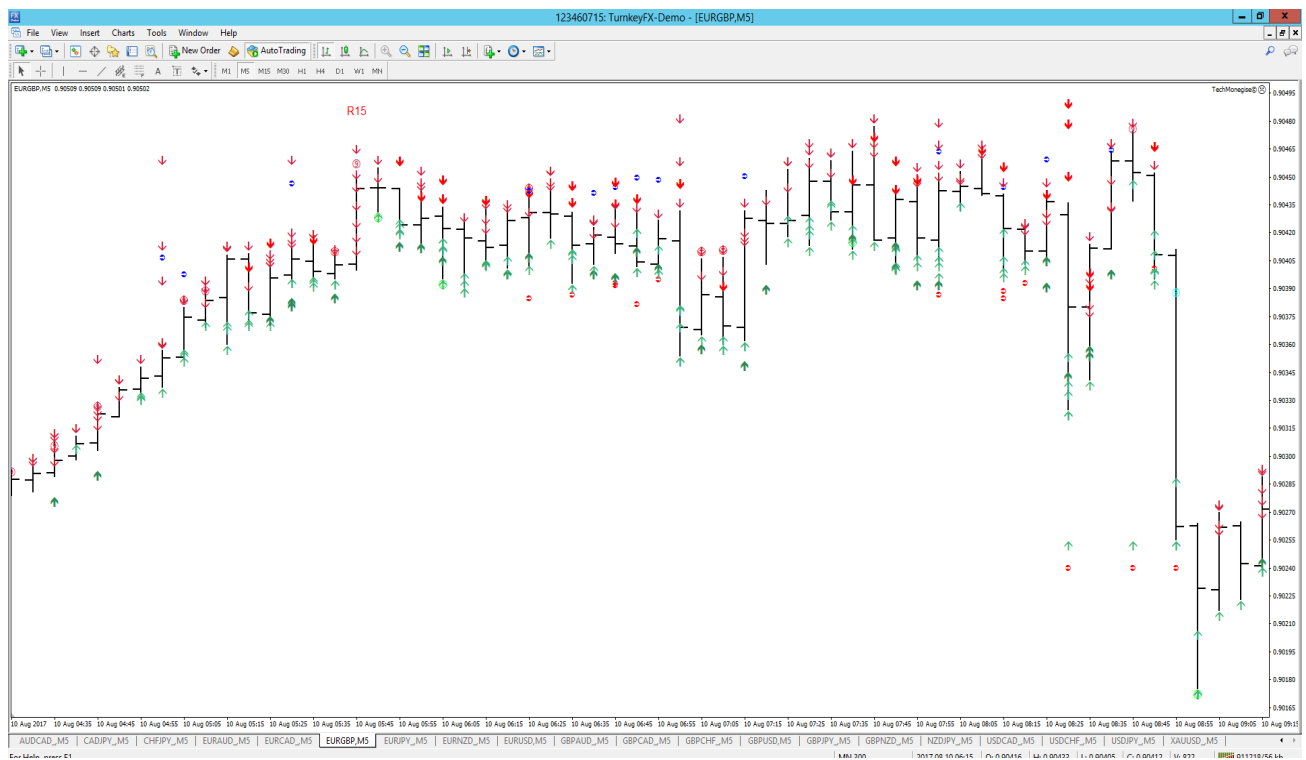
Code/test each indicator ensuring no appearance of bugs 1-3.

<https://www.mql5.com/en/forum/325819> This post explains MTF repainting R15 challenge you will experience. However each signal of the indicators named prints at close of bar so there should not be a repainting problem!? None of the indicators used are repainting ones they all use historic data NOT future data. If repaint of signals occurs unless you have a solution, my suggestion is when to confirm an R15 signal with a recalculation. If the 5 min bar that after recalculation now shows the signal, a trade must be possible to auto place as in rule B. Or worse case scenario as in "User decides each trade" value.

The close of this bar is the R15 price displayed in Image below:

Rule only valid if Rule price occurs above upper channel purple Tango dotted line for current bar close in the same TF as Rule. Variable: "R +- Tango channel": True/False. If value set to True, only those qualifying rules are counted for A/B.





R15 must only operate with this setting:

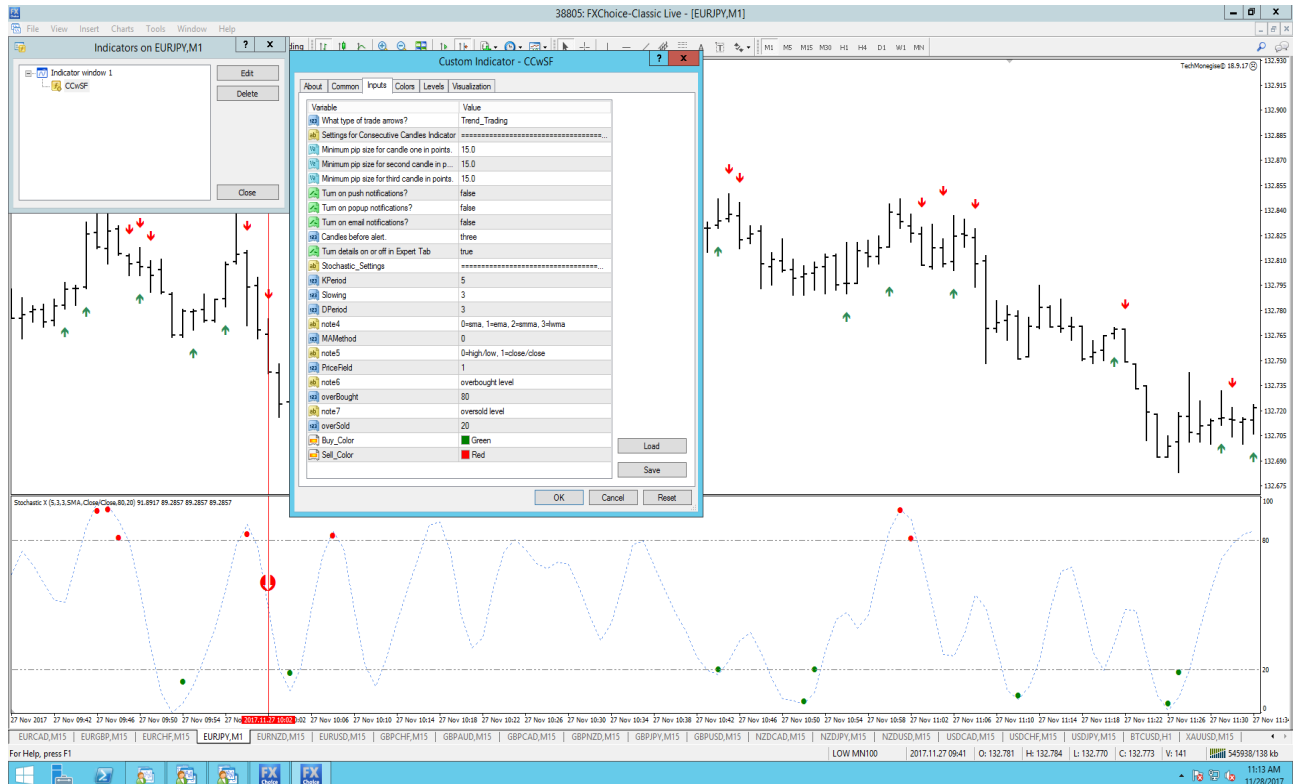
-CCwSF red sell arrow appears (with settings shown in image on Sell). But you can summarize the 3 variables to Variable: "Min % size for each of 3 candles": 0.15 applies to M1, each TF up will also increase by the stated % value. E.g H1 will be 0.75%.

-A Red ADX_Alert (Norbert_60seconds) arrow occurs, with settings in EA as in image on buy on that same respective signal TF.

Before rule ensure the last consecutive complimenting signals from specified indicators signals without opposing indicator signals or R's 1-28 signals between the value (for Variable: "Last no. of complimenting indicators") on the TF the rule occurs. Variable "Complimenting Indicators": MAB&PIN or **All Indicators** (VDM, Tango line dot, iMA, Gap Finder, ADX_Alert Norbert_60seconds arrow, MAB (9), Pinbar detector, CCwSF, AO Divergence).

Variable "Last no. of": 4. i.e if set to 4 there will be 4 consecutive complementing indicator signals before that rule. Features in this paragraph are not demonstrated in image below.

Rule signal bar must not have any other opposing indicators (VDM, Tango line dot, iMA, Gap Finder, ADX_Alert Norbert_60seconds arrow, MAB (9), Pinbar detector, CCwSF, **AO Divergence**) on it in that respective TF R has occurred. Variable: "Enable opposing": **True/False**.



Variable: "R with ATR dot": **True/False**. Rule signal price bar must be accompanied by red ATR dot on Short R's in TF Rule signal price bar occurs.

Variable "R16 active for": Entries and opposing, qualifying rules are counted for A/B and opposing for A/B. Only opposing be used to identify only opposing rule 16's in A/B. None (not be used for forming entries or opposing). This rule applies to M1-H1.

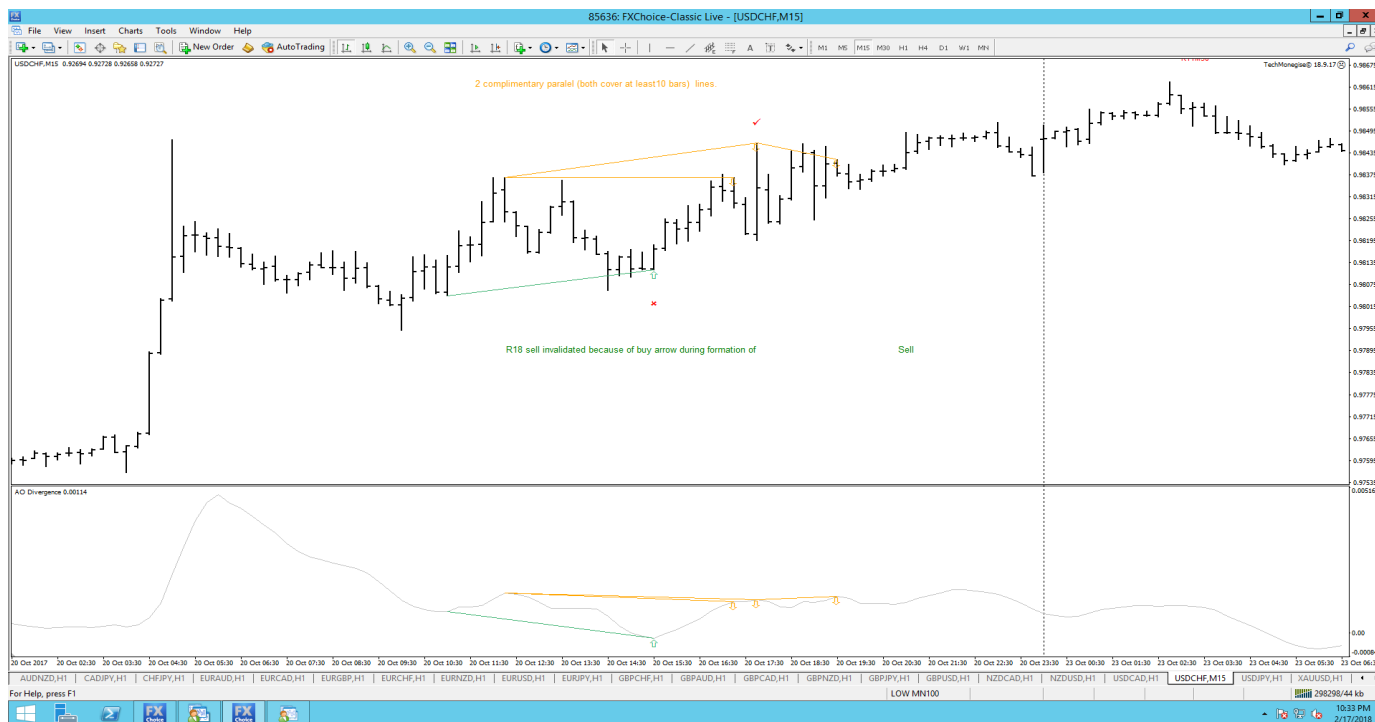
Variable: "R with BV": **True/False**. If true Rule signal bar or one before it (I.e one or two bars before R is printed) must have Red Volume bar (Climax High) in TF Rule signal price bar occurs.

- Make sure R22/R23 are part of R17. When a single sell **AO Divergence** arrow on default settings occur in TF M5-H1; It only becomes R17 when it is higher in price after another complementing **R1-16** and **R18-R28** from any TF. The R17 does not have to be from same TF as the respective R1-R16 and R18-R21 before it! There must be no opposing **R's 1-16** and **R18-R28** of any TF between these two events.

An **AO Divergence** arrow can only be used once in the formation of R17. E.g if used after R9, same one can't be used for R11. Vertically marked with red dotted line price bar open. Before rule ensure the last consecutive complimenting signals from specified indicators signals without opposing indicator signals or R's 1-28 signals between the value (for Variable: "Last no. of complimenting indicators") on the TF the rule occurs. Variable "Complimenting Indicators": MAB&PIN or **All Indicators** (VDM, Tango line dot, iMA, Gap Finder, ADX_Alert Norbert_60seconds arrow, MAB (9), Pinbar detector, CCwSF, AO Divergence).

Variable "Last no. of": 4. i.e if set to 4 there will be 4 consecutive complementing indicator signals before that rule. Features in this paragraph are not demonstrated in image below.

Rule signal bar must not have any other opposing indicators (VDM, Tango line dot, iMA, Gap Finder, ADX_Alert Norbert_60seconds arrow, MAB (9), Pinbar detector, CCwSF, **AO Divergence**) on it in that respective TF R has occurred. Variable: "Enable opposing": **True/False**.



Variable: "R with ATR dot": **True/False**. Rule signal price bar must be accompanied by red ATR dot on Short R's in TF Rule signal price bar occurs.

Variable "R17 active for": Entries and opposing, qualifying rules are counted for A/B and opposing for A/B. Only opposing be used to identify only opposing rule 17's in A/B. None (not be used for forming entries or opposing). This rule applies to M5-H1. Variable: "R with BV": **True/False**. If true Rule signal bar or one before it (I.e one or two bars before R is printed) must have Red Volume bar (Climax High) in TF Rule signal price bar occurs.

18. Using ATR (4. in drop down menu in indicator "AIO Divergence" in default setting); identify when two confirmed consecutive (without a yellow dot between them) red dots with the most recent one being at a lower ATR value than the previous one. Simultaneously for that time period;

recent price close corresponding to most recent of the two dots must be higher than close price of first dot. The price close of most recent of the two dots is R18.

Before rule ensure the last consecutive complimenting signals from specified indicators signals without opposing indicator signals or R's 1-28 signals between the value (for Variable: "Last no. of complimenting indicators") on the TF the rule occurs. Variable "Complimenting Indicators": MAB&PIN or **All Indicators** (VDM, Tango line dot, iMA, Gap Finder, ADX_Alert Norbert_60seconds arrow, MAB (9), Pinbar detector, CCwSF, AO Divergence).

Variable "Last no. of": 4. i.e if set to 4 there will be 4 consecutive complementing indicator signals before that rule. Features in this paragraph are not demonstrated in image below.

Rule signal bar must not have any other opposing indicators (VDM, Tango line dot, iMA, Gap Finder, ADX_Alert Norbert_60seconds arrow, MAB (9), Pinbar detector, CCwSF, AO Divergence) on it in that respective TF R has occurred. Variable: "Enable opposing": **True/False**.

In image below ignore lines drawn by indicator. The 2 blue lines are drawn manually to demonstrate price and indicator relationship.



Variable: "R with ATR dot": **True/False**. Rule signal price bar must be accompanied by red ATR dot on Short R's in TF Rule signal price bar occurs. See below image:

Variable "R18 active for": Entries and opposing, qualifying rules are counted for A/B and opposing for A/B. Only opposing be used to identify only opposing rule 18's in A/B. None (not be used for forming entries or opposing). Therefore rule becomes completely inactive. This rule applies to M5-H1.

Variable: "R with BV": **True/False**. If true Rule signal bar or one before it (I.e one or two bars before R is printed) must have Red Volume bar (Climax High) in TF Rule signal price bar occurs.

19. When a price bar closes at it's absolute HIGH on the H1. This becomes the signal bar. The next price bar open must be marked with R19.

Before rule ensure the last consecutive complimenting signals from specified indicators signals without opposing indicator signals or R's 1-28 signals between the value (for Variable: "Last no. of complimenting indicators") on the TF the rule occurs. Variable "Complimenting Indicators": MAB&PIN or **All Indicators** (VDM, Tango line dot, iMA, Gap Finder, ADX_Alert Norbert_60seconds arrow, MAB (9), Pinbar detector, CCwSF, AO Divergence).

Variable "Last no. of": 4. i.e if set to 4 there will be 4 consecutive complementing indicator signals before that rule. Features in this paragraph are not demonstrated in image below.



Rule signal bar must not have any other opposing indicators (VDM, Tango line dot, iMA, Gap Finder, ADX_Alert Norbert_60seconds arrow, MAB (9), Pinbar detector, CCwSF, **AO Divergence**) on it in that respective TF R has occurred. Variable: "Enable opposing": **True/False**.

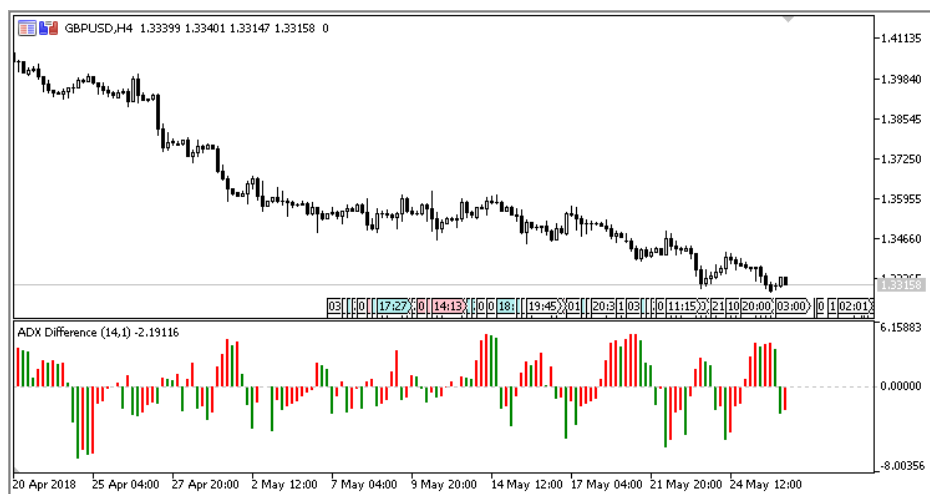
Rule only valid if Rule price occurs above upper channel purple Tango dotted line for current bar close in the same TF as Rule. Variable: "R +- Tango channel": **True/False**. If value set to True, only those qualifying rules are counted for A/B.

Variable "R19 active for": Entries and opposing, qualifying rules are counted for A/B and opposing for A/B. Only opposing be used to identify only opposing rule 19's in A/B. None (not be used for forming entries or opposing). Therefore rule becomes completely inactive.

20. Convert ADX_Difference indicator to mq4, every time there appear 5 consecutive red bars above zero. An ADX Difference bar must not be counted more than once in formation of R20. From <https://www.mql5.com/en/code/20912>

Before rule ensure the last consecutive complimenting signals from specified indicators signals without opposing indicator signals or R's 1-28 signals between the value (for Variable: "Last no. of complimenting indicators") on the TF the rule occurs. Variable "Complimenting Indicators": MAB&PIN or **All Indicators** (VDM, Tango line dot, iMA, Gap Finder, ADX_Alert Norbert_60seconds arrow, MAB (9), Pinbar detector, CCwSF, AO Divergence).

Variable "Last no. of": 4. i.e if set to 4 there will be 4 consecutive complementing indicator signals before that rule. Features in this paragraph are not demonstrated in image below.



Rule signal bar must not have any other opposing indicators (VDM, Tango line dot, iMA, Gap Finder, ADX_Alert Norbert_60seconds arrow, MAB (9), Pinbar detector, CCwSF, **AO Divergence**) on it in that respective TF R has occurred. Variable: "Enable opposing": **True/False**.

Variable: "R with ATR dot": **True/False**. Rule signal price bar must be accompanied by yellow ATR dot on long R's in TF Rule signal price bar occurs. This rule applies to M5-H1.

Rule only valid if Rule price occurs above upper channel purple Tango dotted line for current bar close in the same TF as Rule. Variable: "R +- Tango channel": **True/False**. If value set to True, only those qualifying rules are counted for A/B.

Variable "R20 active for": Entries and opposing, qualifying rules are counted for A/B and opposing for A/B. Only opposing be used to identify only opposing rule 20's in A/B. None (not be used for forming entries or opposing). Therefore rule becomes completely inactive.

This rule applies to M5-H1.

Variable: "R with BV": True/False. If true Rule signal bar or one before it (I.e one or two bars before R is printed) must have Red Volume bar (Climax High) in TF Rule signal price bar occurs.

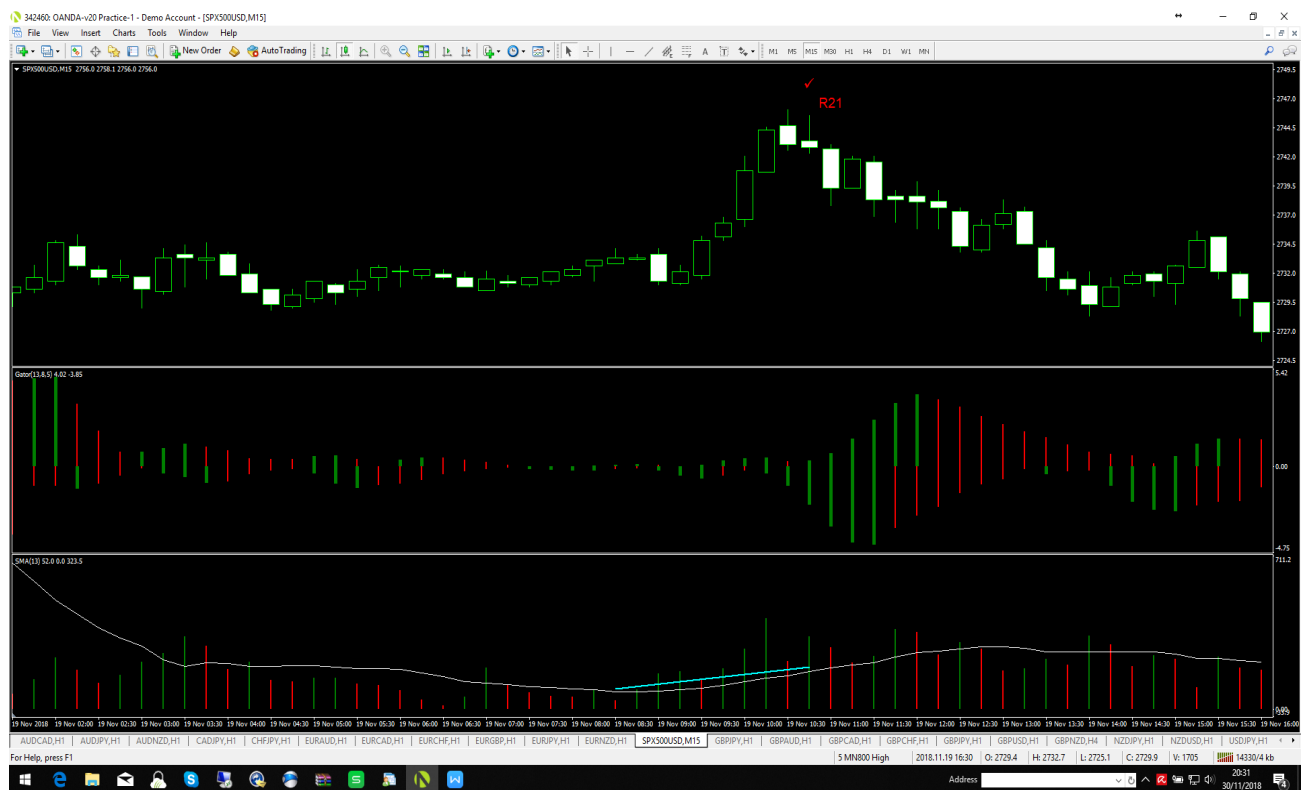
21. When first in a series of full green (No red at top or bottom) Gator bar occurs and corresponding price bar closes down but is lower in range (from high to Low) compared to previous price bar range, this is considered the signal bar. Going back 10 price bars ("Last no. of bars analysed": 10) from signal bar, the white Volume MA line must have closed UP by at least 0.01%. "VMA % Div": 0.01. The open of the next price bar after signal bar must be marked with R21 below it's price bar in blue coloured text.

Before rule ensure the last consecutive complimenting signals from specified indicators signals without opposing indicator signals or R's 1-28 signals between the value (for Variable: "Last no. of complimenting indicators") on the TF the rule occurs. Variable "Complimenting Indicators": MAB&PIN or All Indicators (VDM, Tango line dot, iMA, Gap Finder, ADX_Alert Norbert_60seconds arrow, MAB (9), Pinbar detector, CCwSF, AO Divergence).

Variable "Last no. of": 4. i.e if set to 4 there will be 4 consecutive complementing indicator signals before that rule. Features in this paragraph are not demonstrated in image below.

Rule signal bar must not have any other opposing indicators (VDM, Tango line dot, iMA, Gap Finder, ADX_Alert Norbert_60seconds arrow, MAB (9), Pinbar detector, CCwSF, AO Divergence) on it in that respective TF R has occurred. Variable: "Enable opposing": True/False.

Rule only valid if Rule price occurs above upper channel purple Tango dotted line for current bar close in the same TF as Rule. Variable: "R + Tango channel": True/False. If value set to True, only those qualifying rules are counted for A/B.



Variable "R21 active for": Entries and opposing, qualifying rules are counted for A/B and opposing for A/B. Only opposing be used to identify only opposing rule 21's in A/B. None (not be used for forming entries or opposing). Therefore rule becomes completely inactive. This rule applies to M15-H1.

Variable: "R with BV": True/False. If true Rule signal bar or one before it (I.e one or two bars before R is printed) must have Red Volume bar (Climax High) in TF Rule signal price bar occurs.

22. Is a variation of R11. Leave as is in supplied V2.08! The text of R22 in purple must be added/coded. Text /variable struck out must be removed from code. Take Rule 22 code from TechMoney Ltd; TechMonegise© EA (v2.08) already supplied. It's already created. Here is it's description:

(Same as R22 is coded in EA v2.08) When price close down compared to the close of the previous price bar close by at least 0.015% Variable "**Min % price difference**": 0.015. Simultaneously **PVT** (indicator on default settings) value closes down compared to the value of the previous bar close. Based on signal below in image; if 0.015% price difference is 1.4 pips and PVT difference is 7.20, for these figures the pips portion is 19.44% of PVT difference. Add Variable: "Price bar 2 body must be>half size body of bar 1": **True/False**. In other words bar 1 body must not be 200% or more > the body size of bar 2 in that respective time frame. See image:



R22 occurs at close of price bar 2. Each TF has it's own Variable: "M1 max pips % of PVT": 20. Variable: "M5 max pips % of PVT": 15. Variable: "M15 max pips % of PVT": 4. Variable: "M30 max pips % of PVT": 2. Variable: "H1 max pips % of PVT": 0.5.

Before rule ensure the last consecutive complimenting signals from specified indicators signals without opposing indicator signals or R1-28 signals between the value (for Variable: "Last no. of complimenting indicators") on the TF the rule occurs. Variable "**Complimenting Indicators**": MAB&PIN or **All Indicators** (VDM, Tango line dot, iMA, Gap Finder, ADX_Alert Norbert_60seconds arrow, MAB (9), Pinbar detector, CCwSF, AO Divergence).

Variable "Last no. of": 4. i.e if set to 4 there will be 4 consecutive complementing indicator signals before that rule. Features in this paragraph are not demonstrated in image below.

Rule signal bar must not have any other opposing indicators (VDM, Tango line dot, iMA, Gap Finder, ADX_Alert Norbert_60seconds arrow, MAB (9), Pinbar detector, CCwSF, AO Divergence) on it in that respective TF R has occurred. Variable: "**Enable opposing**": **True/False**.

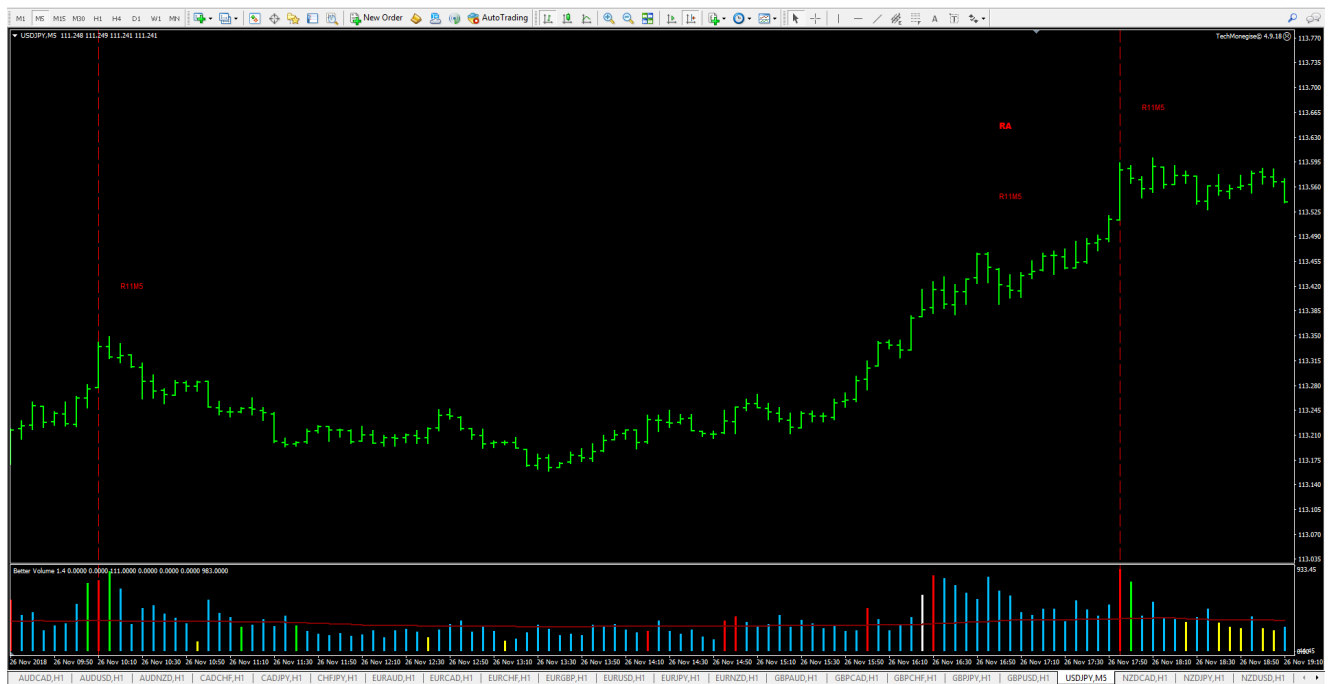
Appears in H1 on **Image**:



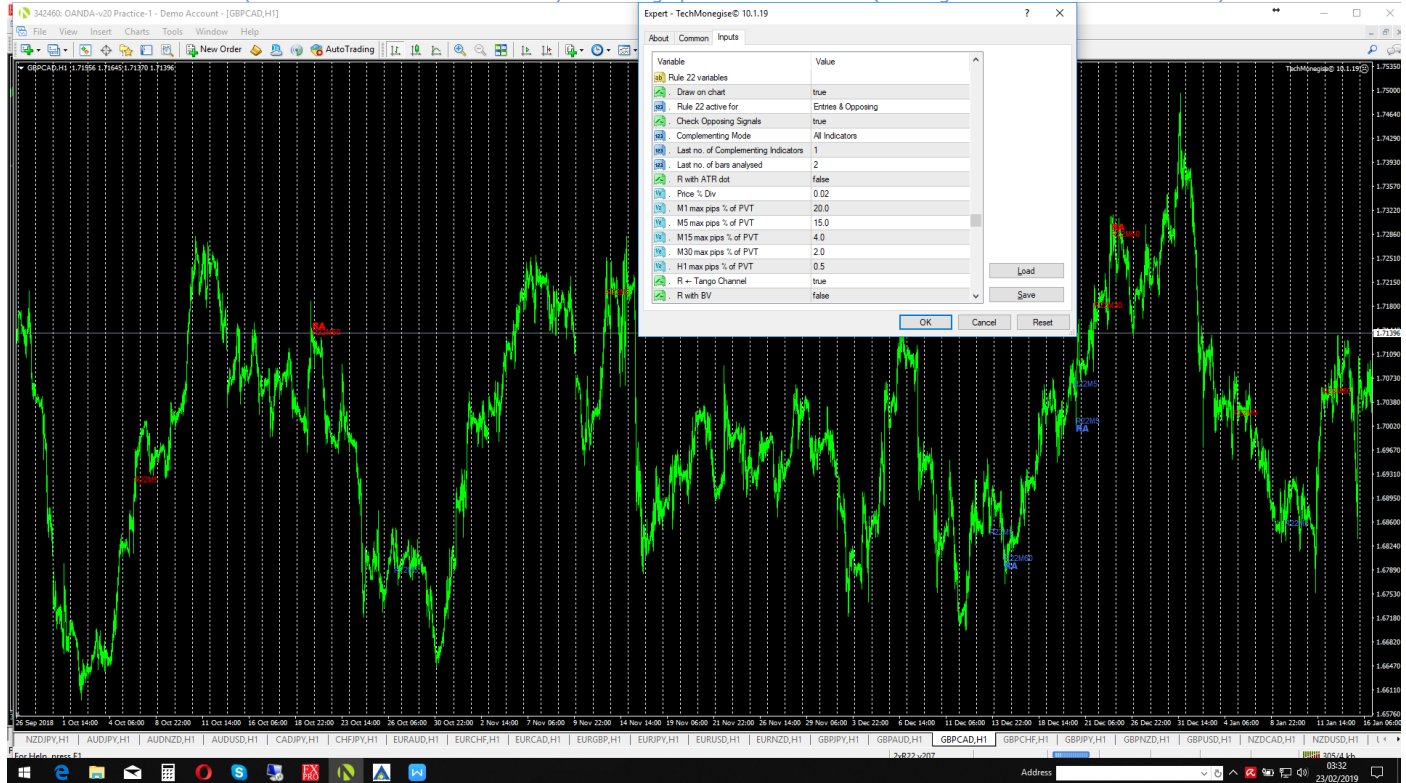
Rule only valid if Rule price occurs above upper channel purple Tango dotted line for current bar close in the same TF as Rule. Variable: "R +- Tango channel": **True/False**. If value set to True, only those qualifying rules are counted for A/B.

Variable: "R with ATR dot": **True/False**. Rule signal price bar must be accompanied by red ATR dot on Short R's in TF Rule signal price bar occurs.

Variable: "R with BV": **True/False**. If true Rule signal bar or one before it (I.e one or two bars before R22 is printed) must have Red Volume bar (Climax High) in TF Rule signal price bar occurs.



R22 should look like this (I.e where R22 is stated on chart) on settings provided where two (although 1 is the value entered in A) R22's make an A:



This Variable can be removed: "R22 active for": Entries and opposing, qualifying rules are counted for A/B and opposing for A/B. Only opposing be used to identify only opposing rule 22's in A/B. None (not be used for forming entries or opposing).

This rule applies to any TF between M1-H1.

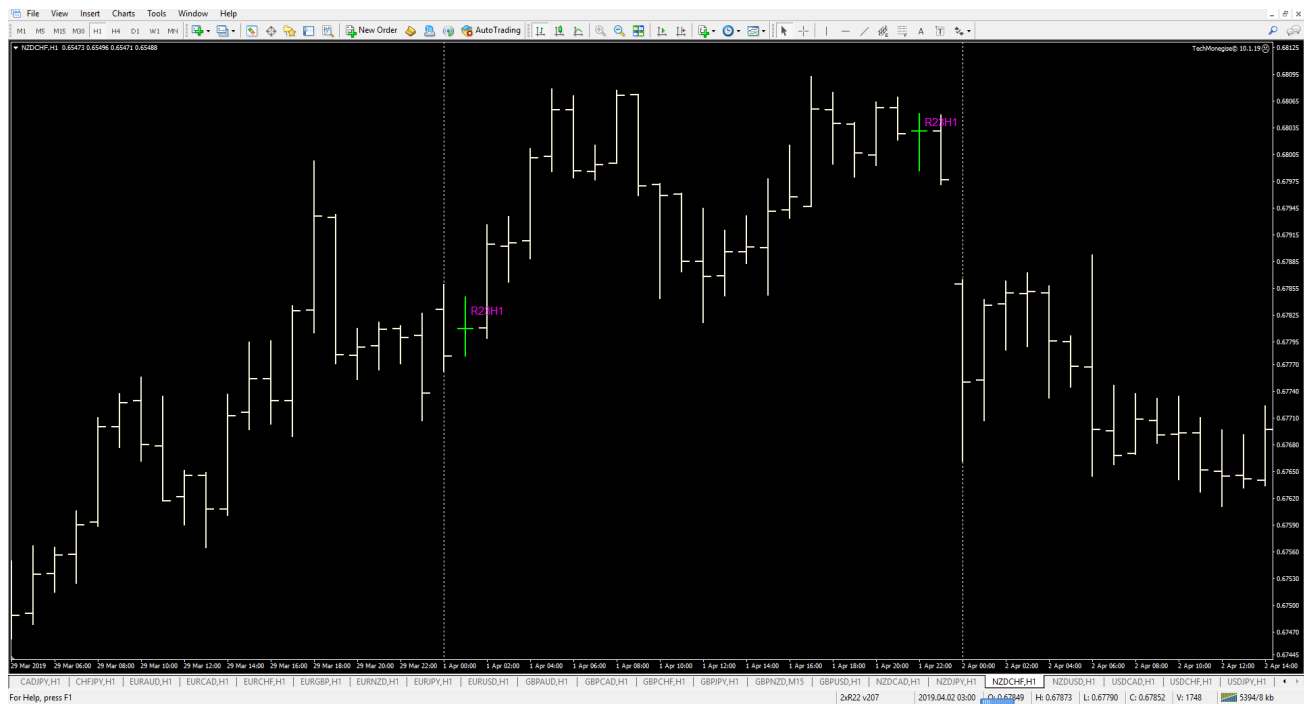
23. When setting bar in charts to light colour such as "Cornsilk", green bars (whose price opened and closed the same level) will appear. When that close price is higher than the close price of the previous bar. R23 must appear on the opening of bar after the green bar, but at the price of close of the green bar.

Before rule ensure the last consecutive complimenting signals from specified indicators signals without opposing indicator signals or R1-28 signals between the value (for Variable: "Last no. of complimenting indicators") on the TF the rule occurs. Variable "Complimenting Indicators": MAB&PIN or **All Indicators** (VDM, Tango line dot, iMA, Gap Finder, ADX_Alert Norbert_60seconds arrow, MAB (9), Pinbar detector, CCwSF, AO Divergence).

Variable "Last no. of": 4. i.e if set to 4 there will be 4 consecutive complementing indicator signals before that rule. Features in this paragraph are not demonstrated in image below.

Rule signal bar must not have any other opposing indicators (VDM, Tango line dot, iMA, Gap Finder, ADX_Alert Norbert_60seconds arrow, MAB (9), Pinbar detector, CCwSF, AO Divergence) on it in that respective TF R has occurred. Variable: "Enable opposing": **True/False**.

Rule only valid if Rule price occurs above upper channel purple Tango dotted line for current bar close in the same TF as Rule. Variable: "R +- Tango channel": **True/False**. If value set to True, only those qualifying rules are counted for A/B.



Variable "R23 active for": Entries and opposing, qualifying rules are counted for A/B and opposing for A/B. Only opposing be used to identify only opposing rule 23's in A/B. None (not be used for forming entries or opposing). Therefore rule becomes completely inactive. This rule applies to M5-H1. Variable: "R with BV": True/False. If true Rule signal bar or one before it (I.e one or two bars before R23 is printed) must have White Volume bar (Climax Low) in TF Rule signal price bar occurs.

24. When the middle BB crosses below the Moving Average line (Blue); and MACD is less than zero; and %D line for the stoch is less than %K; and both Stoch lines are below 50.

Before rule ensure the last consecutive complimenting signals from specified indicators signals without opposing indicator signals or R1-28 signals between the value (for Variable: "Last no. of complimenting indicators") on the TF the rule occurs. Variable "Complimenting Indicators": MAB&PIN or All Indicators (VDM, Tango line dot, iMA, Gap Finder, ADX_Alert Norbert_60seconds arrow, MAB (9), Pinbar detector, CCwSF, AO Divergence).

Variable "Last no. of": 4. i.e if set to 4 there will be 4 consecutive complementing indicator signals before that rule. Features in this paragraph are not demonstrated in image below.



Rule signal bar must not have any other opposing indicators (VDM, Tango line dot, iMA, Gap Finder, ADX_Alert Norbert_60seconds arrow, MAB (9), Pinbar detector, CCwSF, AO Divergence) on it in that respective TF R has occurred. Variable: "Enable opposing": **True/False**. Rule only valid if Rule price occurs above upper channel purple Tango dotted line for current bar close in the same TF as Rule. Variable: "R +- Tango channel": **True/False**. If value set to True, only those qualifying rules are counted for A/B. Variable "R24 active for": Entries and opposing, qualifying rules are counted for A/B and opposing for A/B. Only opposing be used to identify only opposing rule 24's in A/B. None (not be used for forming entries or opposing). Therefore rule becomes completely inactive. This rule applies to M5-H1.

Variable: "R with BV": **True/False**. If true Rule signal bar or one before it (I.e one or two bars before R24 is printed) must have Red Volume bar (Climax High) in TF Rule signal price bar occurs.

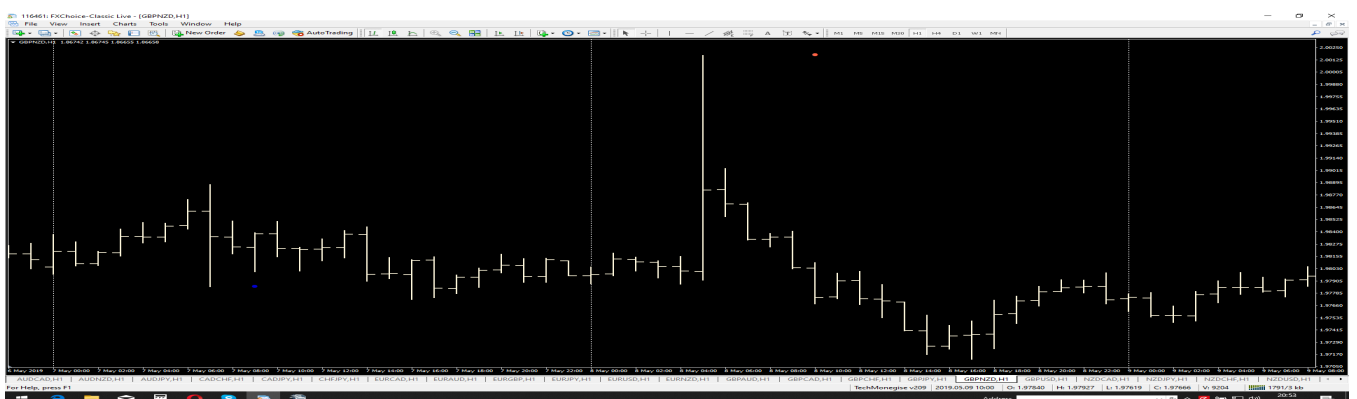
25. When a red dot appears on the chart using "FlashMove Divergence" indicator then it is a R25 buy signal at the market price of that instrument in that respective TF. Delete the "Sell reversal" on chart message and "red dot" and replace the red dot with R25 and respective TF it occurred in and the actual price it occurred at. Not the price the red dot occurred at. In other words display in same format on chart as all other R's display on chart. Note this rule will be displayed during the period of a bar and not on open of next bar which is how it is coded on all other rules.

Before rule ensure the last consecutive complementing signals from specified indicators signals without opposing indicator signals or R1-28 signals between the value (for Variable: "Last no. of complementing indicators") on the TF the rule occurs. Variable "Complementing Indicators": MAB&PIN or **All Indicators** (VDM, Tango line dot, iMA, Gap Finder, ADX_Alert Norbert_60seconds arrow, MAB (9), Pinbar detector, CCwSF, AO Divergence).

Variable "Last no. of": 4. i.e if set to 4 there will be 4 consecutive complementing indicator signals before that rule. Features in this paragraph are not demonstrated in image below.

Rule signal bar must not have any other opposing indicators (VDM, Tango line dot, iMA, Gap Finder, ADX_Alert Norbert_60seconds arrow, MAB (9), Pinbar detector, CCwSF, AO Divergence) on it in that respective TF R has occurred. Variable: "Enable opposing": **True/False**.

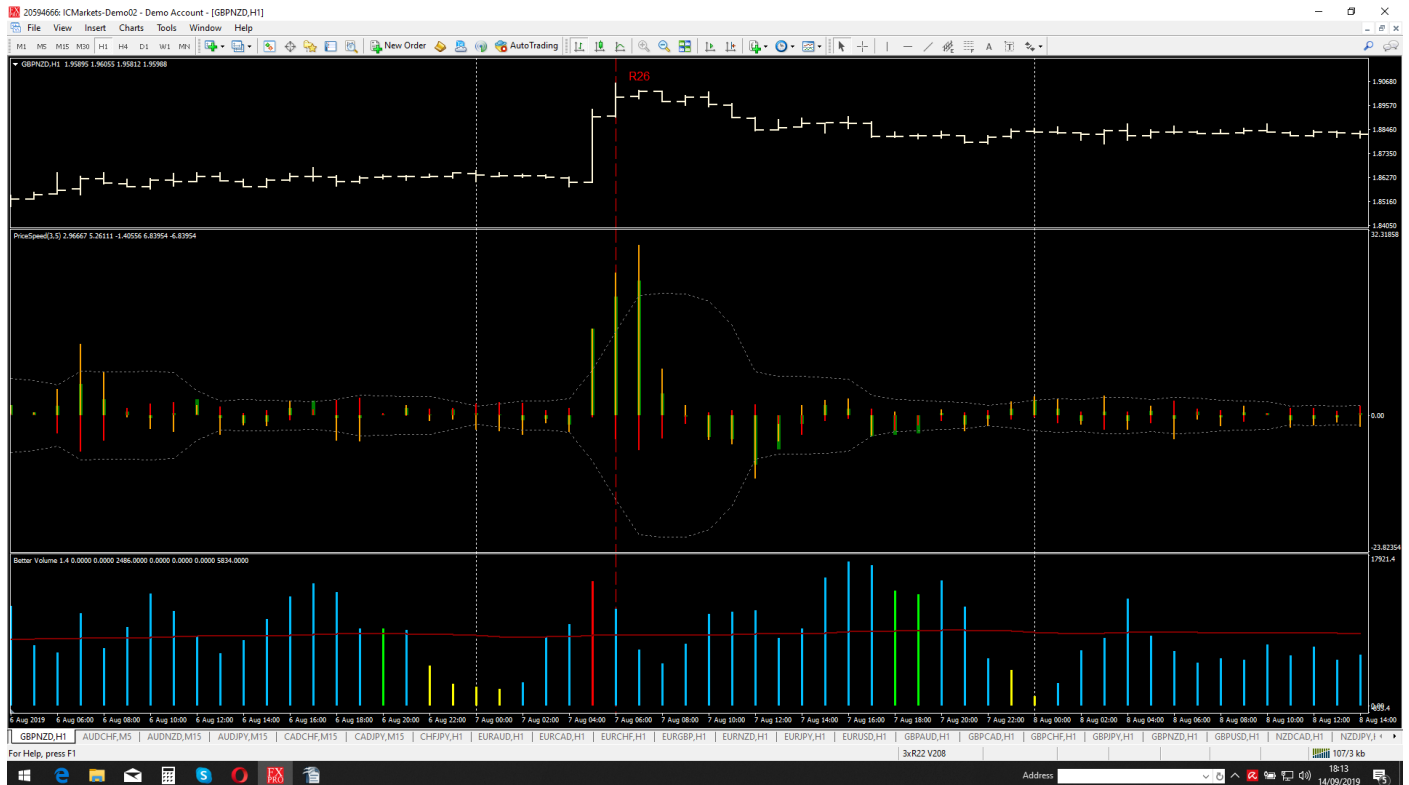
Rule only valid if Rule price occurs above upper channel purple Tango dotted line for current bar close in the same TF as Rule. Variable: "R +- Tango channel": **True/False**. If value set to True, only those qualifying rules are counted for A/B.



Variable "R25 active for": Entries and opposing, qualifying rules are counted for A/B and opposing for A/B. Only opposing be used to identify only opposing rule 25's in A/B. None (not be used for forming entries or opposing). Therefore rule becomes completely inactive. This rule applies to M5-H1.

Variable: "R with BV": **True/False**. If true Rule signal bar or one before it (I.e one or two bars before R25 is printed) must have White Volume bar (Climax Low) in TF Rule signal price bar occurs.

26. When two consecutive price bars have the Price Speed indicator (source available for download from <https://www.mql5.com/en/forum/317404>) green value close above the top dotted white line. Those two price bars must have either of the following configurations for Better Volume bars indicator: a blue bar and red bar. Or two red bars. New Variable: "Blue+red or 2x red": True/False. If false then two blue bars acceptable as well.



ALL below are standard filters already coded and part of most rules.

Add new Variable: "Print Rule on chart": True/False. Before rule ensure the last consecutive complimenting signals from specified indicators signals without opposing indicator signals or R1-28 signals between the value (for Variable: "Last no. of complimenting indicators") on the TF the rule occurs. Variable "Complimenting Indicators": MAB&PIN or All Indicators (VDM, Tango line dot, iMA, Gap Finder, ADX_Alert Norbert_60seconds arrow, MAB (9), Pinbar detector, CCwSF, AO Divergence). Variable "Last no. of": 4. i.e if set to 4 there will be 4 consecutive complimenting indicator signals before that rule. Features in this paragraph are not demonstrated in image below.

Rule signal bar must not have any other opposing indicators (VDM, Tango line dot, iMA, Gap Finder, ADX_Alert Norbert_60seconds arrow, MAB (9), Pinbar detector, CCwSF, AO Divergence) on it in that respective TF R has occurred. Variable: "Enable opposing": True/False. Rule only valid if Rule price occurs above upper channel purple Tango dotted line for current bar close in the same TF as Rule. Variable: "R +- Tango channel": True/False. If value set to True, only those qualifying rules are counted for A/B.

Variable "R26 active for": Entries and opposing, qualifying rules are counted for A/B and opposing for A/B. Only opposing be used to identify only opposing rule 26's in A/B. None (not be used for forming entries or opposing). Therefore rule becomes completely inactive. This rule applies to M5-H1.

27. When Price Direction indicator red hand appears and the current and previous 3 Better Volume corresponding bars are blue it is an R27 sell signal. It is illustrated by red vertical line in image below.



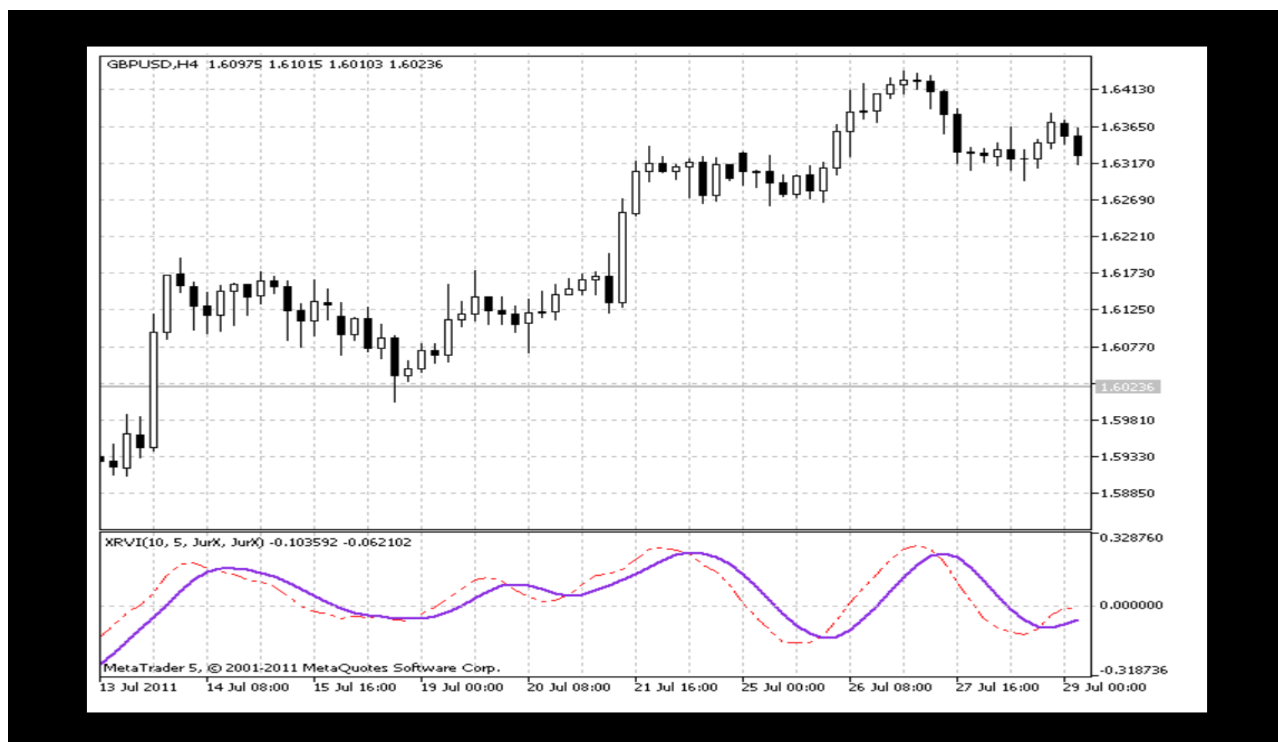
ALL below are standard filters already coded and part of most rules.

Add new Variable: "Print Rule on chart": **True/False**. Before rule ensure the last consecutive complimenting signals from specified indicators signals without opposing indicator signals or R1-28 signals between the value (for Variable: "Last no. of complimenting indicators") on the TF the rule occurs. Variable "Complimenting Indicators": MAB&PIN or **All Indicators** (VDM, Tango line dot, iMA, Gap Finder, ADX_Alert Norbert_60seconds arrow, MAB (9), Pinbar detector, CCwSF, AO Divergence). Variable "Last no. of": 4. i.e if set to 4 there will be 4 consecutive complimenting indicator signals before that rule. Features in this paragraph are not demonstrated in image below.

Rule signal bar must not have any other opposing indicators (VDM, Tango line dot, iMA, Gap Finder, ADX_Alert Norbert_60seconds arrow, MAB (9), Pinbar detector, CCwSF, AO Divergence) on it in that respective TF R has occurred. Variable: "Enable opposing": **True/False**. Rule only valid if Rule price occurs above upper channel purple Tango dotted line for current bar close in the same TF as Rule. Variable: "R +- Tango channel": **True/False**. If value set to True, only those qualifying rules are counted for A/B.

Variable "R27 active for": Entries and opposing, qualifying rules are counted for A/B and opposing for A/B. Only opposing be used to identify only opposing rule 27's in A/B. None (not be used for forming entries or opposing). Therefore rule becomes completely inactive. This rule applies to M5-H1.

28. Combine the two mt5 indicators that display as XRVI here <https://www.mql5.com/en/code/506> into this rule. When the red dotted line on price bar close is *below* the solid purple line. In new Variable: "TF's that make entry": 2. This means 2 (Value of 1 must also be allowed) simultaneous different TF's from M15 to H4 (but if this is demanding, then H1 will be acceptable). This along with below filters make a sell signal.



ALL below are standard filters already coded and part of most rules.

Add new Variable: "Print Rule on chart": **True/False**. Before rule ensure the last consecutive complimenting signals from specified indicators signals without opposing indicator signals or R1-28 signals between the value (for Variable: "Last no. of complimenting indicators") on the TF the rule occurs. Variable "Complimenting Indicators": MAB&PIN or **All Indicators** (VDM, Tango line dot, iMA, Gap Finder, ADX_Alert Norbert_60seconds arrow, MAB (9), Pinbar detector, CCwSF, AO Divergence). Variable "Last no. of": 4. i.e if set to 4 there will be 4 consecutive complimenting indicator signals before that rule. Features in this paragraph are not demonstrated in image below.

Rule signal bar must not have any other opposing indicators (VDM, Tango line dot, iMA, Gap Finder, ADX_Alert Norbert_60seconds arrow, MAB (9), Pinbar detector, CCwSF, AO Divergence) on it in that respective TF R has occurred. Variable: "Enable opposing": **True/False**. Rule only valid if Rule price occurs above upper channel purple Tango dotted line for current bar close in the same TF as Rule. Variable: "R +- Tango channel": **True/False**. If value set to True, only those qualifying rules are counted for A/B.

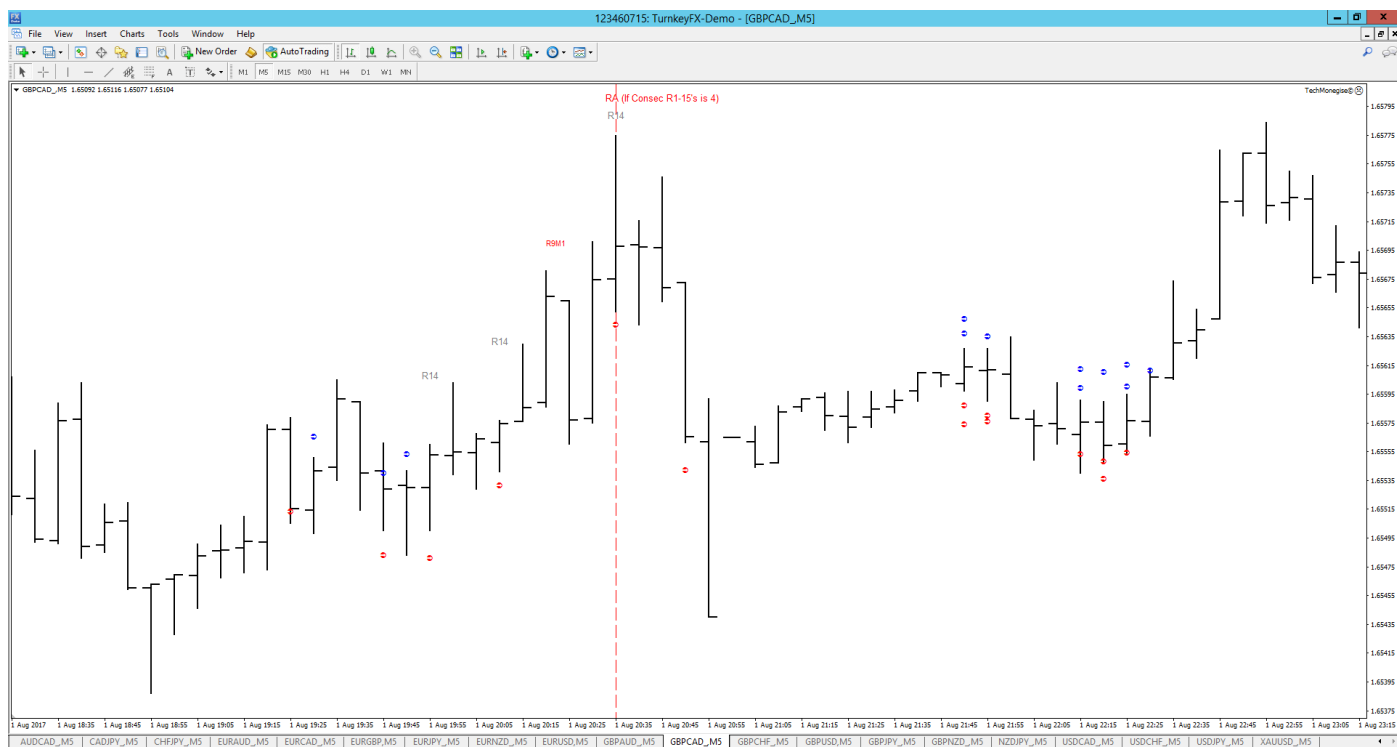
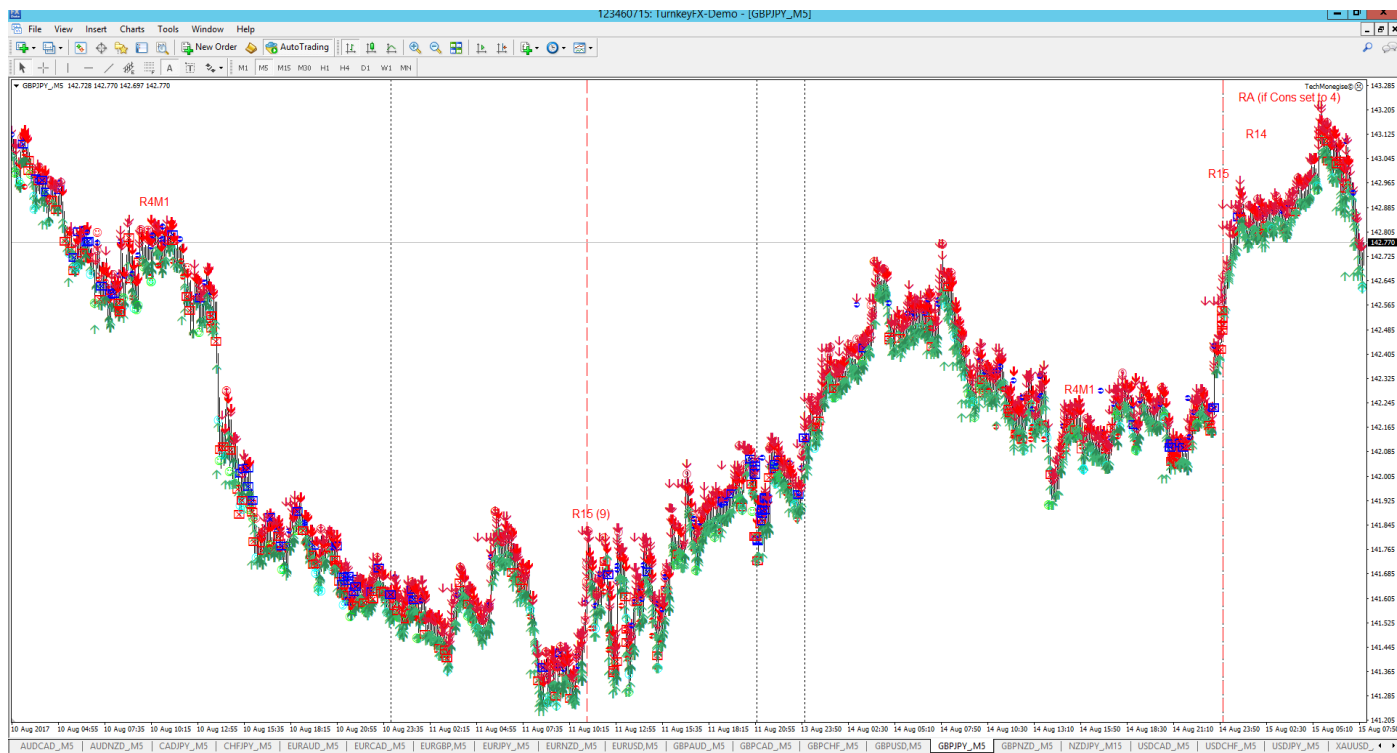
Variable "R28 active for": Entries and opposing, qualifying rules are counted for A/B and opposing for A/B. Only opposing be used to identify only opposing rule 28's in A/B. None (not be used for forming entries or opposing). Therefore rule becomes completely inactive. This rule applies to M15-H4.

A. Variable "A version":Original. Operates as is in EA version 3.10.19. **New.** This is your newly coded improved version of rule A.

Any of above R1-28 must occur an aggregate of at least three times. Stated by Variable "A Consecutive R1-28 's':1 (actually means 2) consecutively without opposing R1-28 on rules designated TF's. The price of each R's 1-28 must be lower and at a later time than the prior one. Therefore close of 3rd (most recent) R1-28 must be lower in price and later time than that of 2nd R1-28. Respectively close of 2nd rule R1-28 must be lower in price and later in time than that of 1st R1-28. Each R1-28 can occur on rules designated TF's. If 1 or more opposing R1-28 occur at the same time (on same or different TF's), the A count must begin from zero again. Once any R1-28 is used to form an A, that same rule must not be used in the count to form another A. Only count unused R's for new A.

Note some A images are examples from v1 EA rules 1-5. Note this rule should work principally same as R6 in 1st EA

supplied to developer, but without bugs.



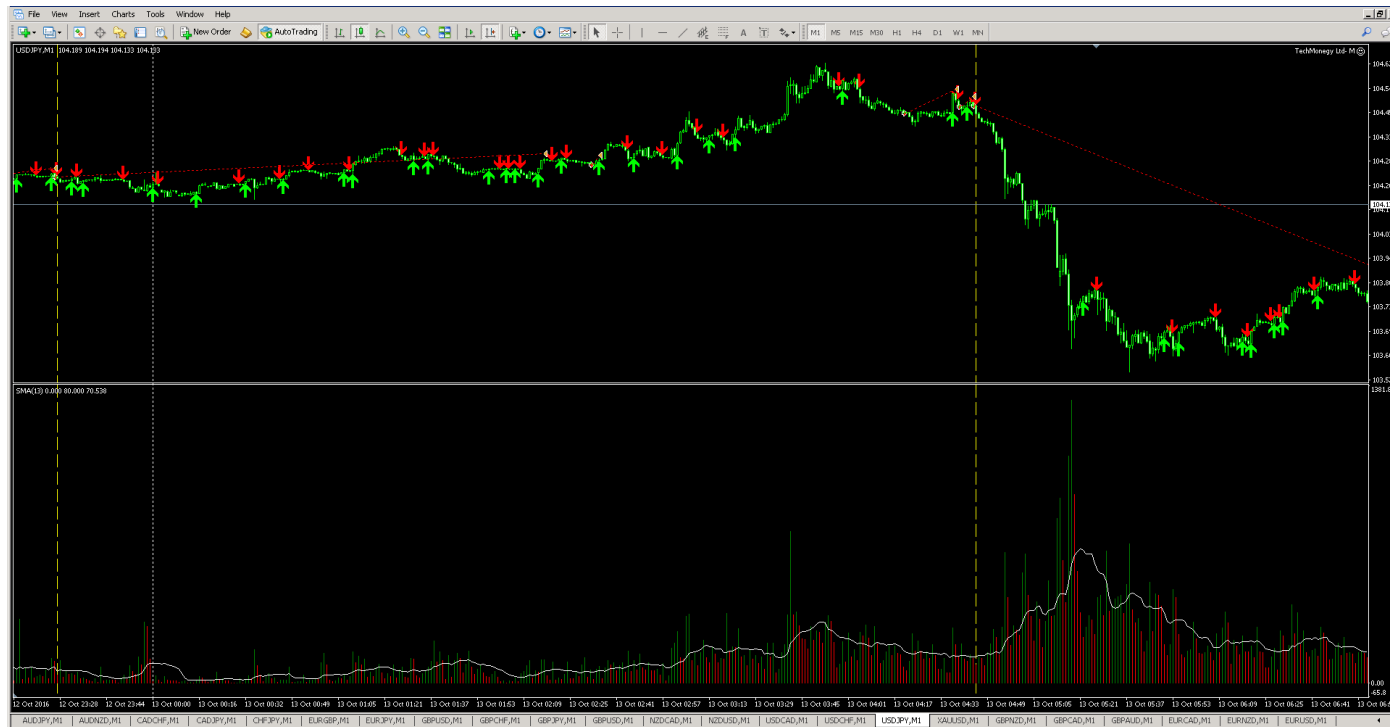
Therefore if Variable "Consecutive rule R1-28 ": is set to 2;

R11 can be made up of 2 x rule 1

Each rule 1 to be counted only once in it's formation of any rule 1.

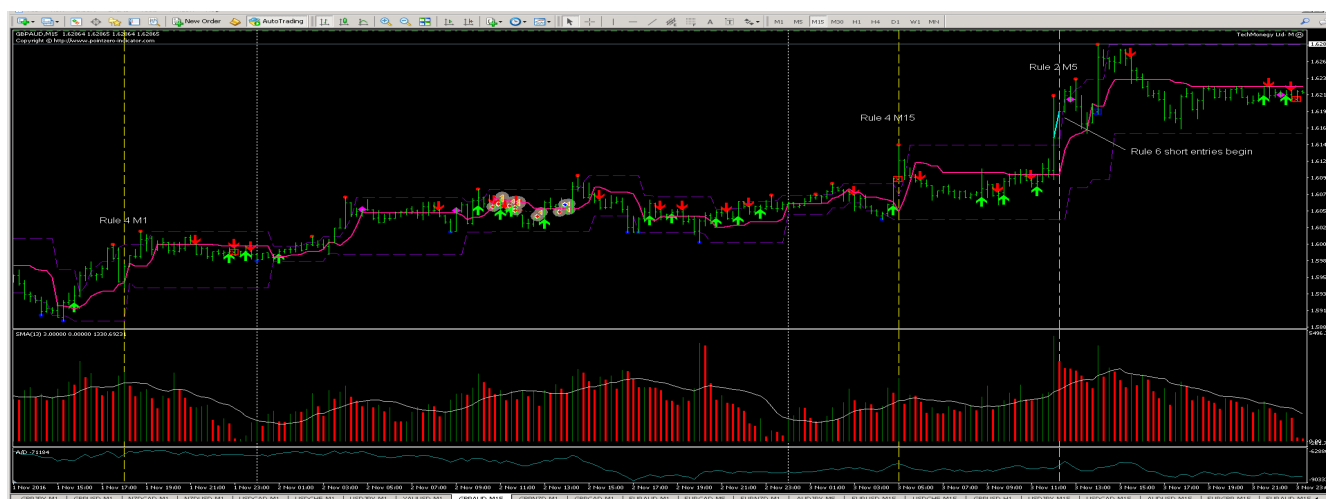
Or 2 x rule 2. Each rule 2 to be counted only once in it's formation of any rule 2.

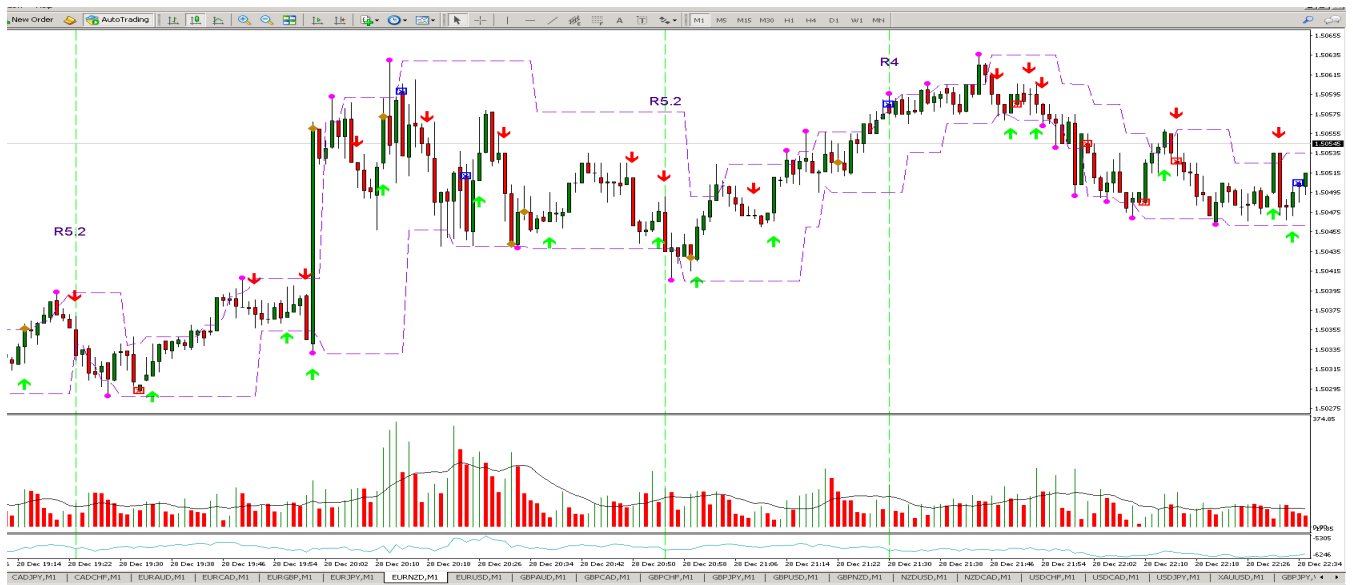
Or 2 x rule 3 illustrated in **Image**:



Or any (taking account of each of the rules' "R22 active for" variable value) combination two occurrences of R1-28 . E.g a rule 22 and 24 may both be set to Entries and opposing must occur as part of A (otherwise A does not form) to make up an entry as defined in A and opposing rule in A . Each one of the rules must be at a higher price and later time than the previous.

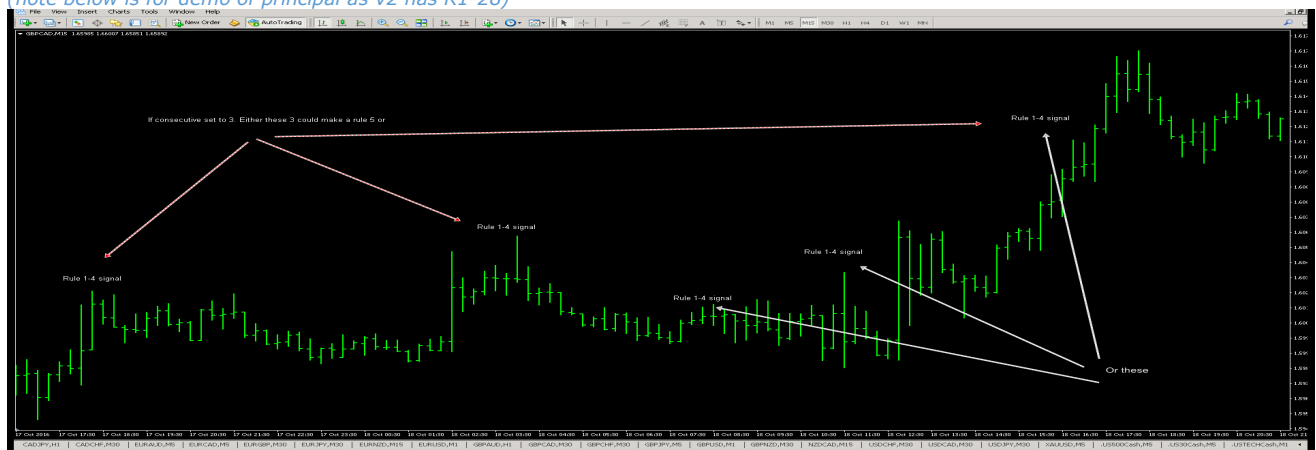
Any rule can only be identified once. Because each R1-28 must only be counted once in identification of A. Therefore it cannot be used to form two different A's. Below are 2 charts of 3 occurrences of R1-28 with **Image** (Rule numbers of v1):





Below if "Consecutive R1-28 " is set to 3. Below is an example where 5 occurrences creates the choice of using either combo of R1-28 to set up A with **Image** :

(note below is for demo of principal as v2 has R1-28)



B. Entries can begin after **R15**. Entry is invalidated if an opposing R15 occurs or price has first gone into more than 0.1% profit from latest rule confirmation price (**R15**). Variable: "Invalidating price move % from latest A": 0.1%. If hit, count for A would begin from 1 again. Make Variable "Sell enter better than A price by %": 0.10." Therefore if R15 price is 1.5000 short entry must be 1.5015. This must be a different variable to the buy one.

Where in the same symbol a new better price **R15** occurs while current market is between above two variables awaiting entry or invalidation, then the primer better price is over written, the new better price becomes the waited upon price. For sell the highest.
If opposing R1-28 occurs after A and before entry, then entry is invalidated. Have slippage allowed applied, so it keeps re trying entry as far as price spread/slippage below is satisfied and is same or better than B. Variable: "Max Spread % allowed": 0.03. So if price is 2.1000 then the max spread allowed for entry is 6.3 pips (63 points). Variable: "Max Slippage points allowed": 3. Max Slippage allowed for entry would also be 0.3 pips (3 points).

Make Variable: "Trade action":

Auto (EA works placing trades as already coded based on user entered values). Make message appear with acceptance button before allowing EA to load, stating "DISCLAIMER: I am using this strategy creation software with my own defined preset/strategy. Based on this I consent to all it's individual trade orders on the instruments I'm using it. So I accept risk of greater loss than the balance of my account and do not consider this software as financial advise. No guarantee is made that software is free of error."

Indicator (As already coded). No trade executions, just alert, "R15" can't be seen, Future arrow's of entry Hdn SL, TP Trail Start marked by arrows for each trade signal.

User decides each trade. (New) In this last option it works same as auto, but user must click pop up button accompanied by sound alert to place order or decline it, the pop up is accompanied by the following message: "Risk based on Hidden SL for this trade is \$500 (stated in base currency of acc-don't put this bracketed statement in disclaimer message). I accept trade exit values in Rule D, along with ALL those in software. I accept risk of greater loss than the balance of my account and DO NOT consider this software as financial advise. Place order". Order must only place at or better than the target entry price if all in C qualifies, otherwise placement of trade is rejected with reasons in C stated in on screen pop up.

C. Make Variable "Hdn SL%": 0.25%. This executes at market so hidden from broker. Variable: "Fk SL" : 0.4%. So this is a fixed fake SL simultaneously shown in order when opened. When exit occurs with this variable; "SL" appears in comment. This value must always be greater than that of "Hdn SL%". SL price calculated from each entry price. Make Variable "Hdn SL": True/False. Risk size of entry should be 1% of free equity; use SL distance and Rcb and Rcc variable values to Calculate. Variable: "Risk % per order:" 1%. Prevent new entries if B still valid but at least one of below occur (but resume if they don't occur):

Ca. There is an opposing rule **R15**

Cb. If new trades takes sum loss of account (Hdn SL, not trailing) of total open trades + trade trying to be opened over 15% value with Variable: "Max loss of open trades v bal < %": 15.

Cc. No new trades if new trades takes sum loss of account base currency (Hdn SL, not trailing) of total open trades + trade trying to be opened goes below Margin Level 2000%. Make Variable "Min Margin level %": 2000. This dynamic value is seen on the MT4 platform.

Cd. Have Variable: "Max open entries per pair": 5. For both directions on all magic numbers on acc.

Ce. Variables in C must be on whole acc. No exceptions to this rule. Regardless of Magic number or EA used.

Cf. Variable: "Invalidating price move % from latest R15":

Cg. "Max Spread % allowed":

Ch. "Max Slippage points allowed":

Ci. If opposing R15 occurs before entry, then entry is invalidated.

Messages in experts tab in platform must print stating the first (only) of the Ca-Ci reasons that prevented entry. Currently only Ch prints but does so after other entry nullify already occurred i.e Ca.

D. Exit trades profitably (after any cost of commission, spread and SWAP on trade) as follows with value of Variable: "Trail start%": 0.32 being calculated from entry. So on a short entry if price is 1.5000, trail starts at 1.4952. The SL follows market price down with Variable: "Trail by%": 0.05. So this is the amount the trailing stop should be above market price as it moves into profit, it starts from 0.05% above trail start price. Therefore to prevent loss, "Trail start%" value from start to entry must be larger than "Trail by%" value. All exit orders in RD must execute at market so hidden from broker (stealth). Make so order never close at loss using "Trail by%", this is the method ALL profitable trades will close.

E. Global Variables;

-Add Variable: "Show RA modes": Normal count of rules. Only count from R's lowest TF history available. Draw line where lowest TF history ends (uses Variable: "Default number of bars used").

- Add global Variable: "Comment" field that user can fill in EA setting.

- Security license: In line 699, Replace the already put in place login details i.e "246357,85636,77143008" either of the three with the login you want to give permission to. Adjust date on line 704 and line 1138. Compile. Then send that ex4 file to user.

- Variable: "No new entries between": 18 Dec and 7 Jan. Only closure (according to rules) of existing trades on acc occurs between these low volume dates.

-Display dynamic spread on each chart in points (you can get code for this from ea "TechMoney; Pivot©") and as % of price. E.g if price is 2.1000, Spread shown is 0.03% and 63 points.

- Variable "Safer weekend+": No new, close all. This is how it currently works. In this value no new trades should be opened on account from Fri 4pm GMT for rest of day, close all trades open on account when each in profit (by at least 0.10% after any cost of commission, spread and SWAP on trade) from 4pm GMT Fri, then close any unprofitable trades on account from Fri 8pm GMT.

No new, close profitable. In this value no new trades should be opened on account from Fri 6pm GMT for rest of day, close all trades open on account when each in profit (by at least 0.10% after any cost of commission, spread and SWAP on trade) from 7pm GMT Fri, allow unprofitable trades on account to trade as normal.

False. Safer weekend is off and EA trades same as any other time.

- Variable "Reverse trade": True/False. If true a blue RA buy is treated as a Sell. The red RA sell is treated as a Buy. B-E operate as if dealing with a sell or a buy, depending how it is classified by reverse true or false. Enter better than must be adapted for "Reverse Trade" mode when set to True. In other words if true, "R15" buy is treated as "R15" sell therefore, "Sell better than R15" must apply and therefore entry price is 0.05% higher than "A" price ! Same principal that ALL variables in B-E must now treat A sell as A buy if classified in "Reverse Trade" as true.